



Technical

2025

GEA



BENVENUTI NEL MONDO DELLA LUCE DEL FUTURO. WELCOME TO THE FUTURE LIGHTING WORLD.

GEA LED VUOLE RENDERE POSSIBILE PROGETTI DI ILLUMINAZIONE CHE NON SOLO SODDISFINO LE ESIGENZE TECNICHE ED ESTETICHE DEL PRESENTE, MA CHE SIANO ANCHE PRONTI A CONFRONTARSI CON IL DOMANI.

Il nostro approccio si basa sulla ricerca continua, riflettendo le scelte di design che si evolvono con i tempi. Faretti, proiettori, sospensioni e soluzioni di illuminazione lineare sono selezionati per integrarsi armoniosamente con qualsiasi stile e spazio, offrendo soluzioni luminose che rispondano alle esigenze sia degli ambienti Indoor che Outdoor.

Con questa proposta di prodotti GEA LED, l'illuminazione diventa molto più di una semplice fonte di luce; diventa un elemento essenziale nella creazione di ambienti che riflettono il gusto e lo stile di vita del futuro.

Il nostro impegno è volto ad illuminare i vostri spazi con stile e sostenibilità. La tecnologia LED rappresenta il cuore pulsante dei nostri prodotti, offrendo non solo un'elevata resa luminosa, ma anche un'eccellente efficienza energetica. Con i LED, eliminiamo gli sprechi e i consumi superflui, permettendo così di concentrare tutta l'energia nel supporto al design.

GEA LED WANTS TO MAKE POSSIBLE LIGHTING PROJECTS THAT NOT ONLY MEET THE TECHNICAL AND AESTHETIC REQUIREMENTS OF THE PRESENT, BUT WHICH ARE ALSO READY TO FACE THE FUTURE.

We base our approach on continuous research, reflecting design choices that evolve with time. Spotlights, projectors, suspensions and linear lighting solutions are selected to integrate harmoniously with any style and space, offering lighting solutions that meet the needs of both indoor and outdoor environments.

With this GEA LED product offer, lighting becomes more than just a source of light; it becomes an essential element in the creation of environments that reflect the taste and lifestyle of the future.

We are committed to lighting your spaces with style and sustainability. LED technology is at the heart of our products, offering not only high luminous efficacy but also excellent energy efficiency. With LEDs, we eliminate waste and unnecessary power consumption, allowing you to focus all your energy on design support.



SOLUZIONI INNOVATIVE
PER PROGETTI DI
ILLUMINAZIONE CHE
GUARDANO AL FUTURO

INNOVATIVE
SOLUTIONS FOR
FORWARD-LOOKING
LIGHTING PROJECTS


INDOOR 12

LED PROFILES 206

OUTDOOR 316


LAMPADINE 364

PROIETTORI E BINARIO ULTRASOTTILE 48Vdc / 48Vdc PROJECTORS AND THIN TRACK



GBIN30
GFA1520
GFA1521
GFA1530
GFA1531
GFA1540
GFA1541
GFA1550
GFA1560

PROIETTORI E BINARIO 48Vdc / 48Vdc PROJECTORS AND TRACK



FGEN01
FLON01
FLOO01
FMON01
FMOO01
FMON02
FMOO02
FNAN01
FNAO01
FNAR01
FNAN02
FNAO02
FNAR02
GBIN10
GBIN11
GBIN12
GBIN13
GBIN20
GBIN21





























GFA1260
GFA1270
GFA1261
GFA1271
GFA1262
GFA1272
GFA1270HD
GFA1270CD
GFA1270ND
GFA1271HD
GFA1271CD
GFA1271ND
GFA1280
GFA1290
GFA1281
GFA1291
GFA1282
GFA1292
GFA1290HD
GFA1290CD
GFA1290ND
GFA1291HD
GFA1291CD
GFA1291ND
GFA1300
GFA1310
GFA1301
GFA1311
GFA1302
GFA1312
GFA1320
GFA1330
GFA1321
GFA1331
GFA1340
GFA1350
GFA1341
GFA1351
GFA1350HD
GFA1350CD
GFA1350ND
GFA1351HD
GFA1351CD
GFA1351ND
GFA1360
GFA1370
GFA1361
GFA1371
GFA1510
GFA1511
GFA1511HD
GFA1511CD
GFA1511ND

PROIETTORI E BINARIO 230Vac / 230Vac PROJECTORS AND TRACK































GBIN01
GBIN02
GFA970C-N
GFA980C-N
GFA971C-N
GFA981C-N
GFA972C-N
GFA982C-N
GFA990C-N
GFA991C-N
GFA1060
GFA1061
GFA1062
GFA1240C-N
GFA1250C-N
GFA1241C-N
GFA1251C-N

FARETTI INCASSO LED / LED RECESSED SPOTLIGHTS

									
GFA301 GFA302	GFA361 GFA362	GFA441 GFA442	GFA750C-N GFA751C-N GFA752C-N	GFA753C-N GFA754C-N GFA755C-N	GFA770C-N GFA771C-N	GFA850C-N GFA851C-N	GFA880C-N GFA890C-N	GFA900C-N GFA901C-N GFA902C-N GFA903C-N	GFA910C-N GFA911C-N
GFA303 GFA304	GFA363 GFA364								
									
GFA950C-N GFA960C-N	GFA1000C GFA1001C	GFA1010C GFA1020C	GFA1030C-N GFA1031C-N	GFA1040C GFA1041C GFA1042C	GFA1050C-N GFA1051C-N	GFA1080C-N GFA1081C-N	GFA1090C-N GFA1091C-N GFA1092C-N GFA1093C-N	GFA1100C-N GFA1101C-N	GFA1110C-N GFA1111C-N GFA1112C-N
GFA951C-N GFA961C-N		GFA1011C GFA1021C							
									
GFA1120C-N GFA1121C-N GFA1122C GFA1123C	GFA1130C-N GFA1131C-N GFA1132C	GFA1400	GFA1410C-N GFA1411C GFA1412C-N GFA1413C GFA1414C-N GFA1415C	GFA1480H-C GFA1481H-C GFA1482H-C GFA1483H-C	GES2060C-N GES2061C				

FARETTI INCASSO GU10 / RECESSED SPOTLIGHTS

									
GFA040 GFA041 GFA042	GFA050 GFA051 GFA052	GFA090 GFA091 GFA092	GFA130 GFA131 GFA132	GFA160 GFA161	GFA162 GFA163	GFA170 GFA171	GFA180 GFA181	GFA190 GFA191	GFA220 GFA221 GFA222
									
GFA230 GFA231	GFA240 GFA241	GFA310 GFA311 GFA312 GFA313	GFA320 GFA321 GFA322	GFA370 GFA371 GFA372 GFA373	GFA374 GFA375 GFA376 GFA377	GFA620 GFA621 GFA622	GFA623 GFA624 GFA625	GFA1150 GFA1151	GFA1160 GFA1161
									
GFA1170 GFA1171	GFA1180 GFA1181	GFA1190 GFA1191	GFA1200 GFA1201	GFA1210 GFA1211	GFA1380 GFA1381	GFA1390 GFA1391	GFA1392 GFA1393		

FARETTI INCASSO IN GESSO / GYPSUM RECESSED SPOTLIGHTS



GFA590
GFA591

GFA592
GFA595

GFA593
GFA594

GFA611

GFA630
GFA631
GFA632

GFA633
GFA634
GFA635

GFA640
GFA641
GFA642

GFA643
GFA644
GFA645

FARETTI SEGNAPASSO / STEPLIGHTS



GFA1570
GFA1580

GFA1420
GFA1421

GFA1422
GFA1423

SOSPENSIONI / SUSPENSIONS




GKI300

GKI302

GKI310

GKI312

PLAFONIERE E APPLIQUE / CEILING AND WALL LIGHTS



GPL240C-N
GPL242C-N

GPL241C-N
GPL243C-N

GPL260C-N
GPL270C-N

GPL261C-N
GPL271C-N

GPL262C-N
GPL272C-N

GPL300C-N
GPL300N

GPL301C-N
GPL302C-N

GPL310C-N
GPL311C-N

GPL312C-N

GPL320
GPL321

GPL322
GPL323

GPL324
GPL325

GPL326
GPL327

GPL328
GPL329

GPL330H-C
GPL331H-C

GPL332H-C
GPL333H-C

GPL334H-C
GPL335H-C

GFA331
GFA332


GFA351
GFA352

GFA760C-N
GFA761C-N

GFA762C-N

GFA763C-N
GFA764C-N

GFA765C-N



GFA1070
GFA1071
GFA1072

GFA1140C-N
GFA1141C-N

GFA1220
GFA1221

GFA1230
GFA1231

GFA1394
GFA1395

GFA1396
GFA1397

GFA1398
GFA1399

GFA1430C
GFA1431C

GFA1432C
GFA1433C

GFA1450H-C
GFA1451H-C

GFA1452H-C
GFA1453H-C

GFA1454H-C
GFA1455H-C



GFA1460H-C
GFA1461H-C

GFA1462H-C
GFA1463H-C

GFA1470H-C
GFA1471H-C

GFA1472H-C
GFA1473H-C

GFA1474H-C
GFA1475H-C

GFA1476H-C
GFA1477H-C

GFA1500
GFA1501

GFA1502
GFA1503

LED PROFILES

PLAFONIERE E SOSPENSIONI / CEILING AND SUSPENSIONS



BAKU P
PBAPB1
PBAPN1

BLED P
PBLPB1
PBLPN1

BUCAREST P
PBUPB1
PBUPN1
PBUPO1

BRASILIA 2 M
GBRPB2
GBRPN2

RABAT
GRAPB1
GRAPN1

RIGA G
PRIPB2
PRIPN2

BAKU G
PBAPB2
PBAPN2

BLED G
PBLPB2
PBLPN2

BUCAREST G
PBUPB2
PBUPN2
PBUPO2

BRASILIA 3 M
GBRPB3
GBRPN3

ANGOLARE / ANGULAR



AVANA
GAVPB1

LUBIANA C
PLUPBC
PLUPNC
PLUPOC

LUBIANA D
PLUPBD
PLUPND
PLUPOD

APPLIQUE / WALL LIGHT




TIRANA 2 M
GTIPB2
GTIPN2

RIGA AF
PRIACFB
PRIACFN

TIRANA 3 M
GTIPB3
GTIPN3

INCASSI / RECESSED



LIVERPOOL RP
PLIPRBP
PLIPRNP

OTTAWA
GOTPB1

PRAGA
GPRPB1

ROMA
GROPB1

LIVERPOOL RG
PLIPRBG
PLIPRNG

INCASSI CON CARTONGESSO INTEGRATO



CARRARA P
PCAPA1

MASSA P
PMAPA1


CARRARA M
PCAPA2

MASSA G
PMAPA2

CARRARA G
PCAPA3

LED PROFILES STANDARD

INCASSI / RECESSED



GSTP41
GSTP82

GSTP140
GSTP150

GSTP170

GSTP121
GSTP123

PLAFONIERE / CEILING



GSTP21
GSTP22

GSTP61
GSTP72

GSTP101
GSTP103

GSTP180
GSTP181

GSTP230
GSTP231

GSTP131
GSTP133

STRIP LED IP65 / IP66



GST200C
GST201C
GST202C

GST210C-N

GST190C-N

STRIP LED / STRIP LED



ALIMENTATORI / POWER SUPPLIES



CENTRALINE E TELECOMANDI / CONTROL UNITS AND REMOTE UNITS



AMPLIFICATORI DI SEGNALE / SIGNAL AMPLIFIER



ACCESSORI STRISCE LED / LED STRIPS ACCESSORIES



PROIETTORI E BINARIO DA ESTERNO 48Vdc / 48Vdc OUTDOOR PROJECTORS AND TRACK



GES2150C-N GFA2160C-N GES2170C-N GSTP220 GST220C-N
 GES2171C-N GSTP221 GST221C-N
 GSTP222 GST222C-N

PLAFONIERE E APPLIQUE / CEILING AND WALL LIGHTS



GES140 GES170 GPL250 GPL252 GES290 GES300 GES310 GES400 GES482 GES713
 GES141 GES171 GPL251 GPL253 GES291 GES301 GES311 GES410 GES492 GES723
 GES142 GES172 GES292 GES302 GES312 GES420 GES492 GES733
 GES143 GES173 GES293 GES303 GES313 GES420 GES492 GES2013




GES770 GES830 GES832 GES860C-N GES870C-N GES880C-N GES900 GES903 GES910 GES913
 GES771 GES831 GES833 GES861C-N GES871C-N GES881C-N GES901 GES904 GES911 GES914
 GES862C-N GES872C-N GES882C-N GES902 GES905 GES912 GES915
 GES863C-N GES873C-N GES883C-N
 GES864C-N GES874C-N GES884C-N
 GES865C-N GES875C-N
 GES866C-N GES876C-N
 GES867C-N GES877C-N GES885C-N



GES960-C GES970-C GES1000 GES1003 GES1006 GES1010 GES1013 GES1016 GES1020
 GES961-C GES971-C GES1001 GES1004 GES1007 GES1011 GES1014 GES1017 GES1021
 GES962-C GES972-C GES1002 GES1005 GES1008 GES1012 GES1015 GES1018 GES1022
 GES963-C
 GES964-C
 GES965-C
 GES1023
 GES1024
 GES1025



GES1030 GES1040 GES1050 GES1060 GES1064 GES1070 GES1073 GES1090C-N GES1100 GES1150
 GES1031 GES1041 GES1051 GES1061 GES1065 GES1071 GES1074 GES1091C-N GES1101 GES1160
 GES1032 GES1042 GES1052 GES1062 GES1066 GES1072 GES1075 GES1092C-N GES1102



GES2030 GES2070 GES2073 GES2080 GES2090 GES2100
 GES2020 GES2071 GES2074 GES2081 GES2091 GES2101
 GES2072 GES2075 GES2082 GES2092 GES2102
 GES2083
 GES2084
 GES2085

LAMPADINE DA TAVOLO / TABLE LIGHTS



392

GLS050
GLS051
GLS052
GLS053
GLS054
GLS055



395

GLS030
GLS031
GLS032

GLS040
GLS041
GLS042

CATENE LUMINOSE / LIGHT CHAINS



398

GFIB03
GFIN03

GFIB04
GFIN04

SEGNAPASSI / STEPLIGHTS



447

GES150



446

GES350
GES351



441

GES980-C
GES981-C
GES982-C



440

GES983
GES984
GES985



442

GES1170C-N
GES1171C-N
GES1172C-N



436

GES1190C-N
GES1191C-N
GES1192C-N




438

GES2000C-N
GES2001C-N
GES2002C-N



444

GES2040
GES2041



428

GES2110C-N
GES2111C-N
GES2112C-N



430


GES2120C-N
GES2121C-N
GES2122C-N

GES2050
GES2051



432

GES2130
GES2131
GES2132



434

GES2140
GES2141
GES2142

PALETTI PER ESTERNI / OUTDOOR BOLLARDS



424

GES012
GES022

GES013
GES023



420

GES401
GES411
GES421

GES402
GES412
GES422



406

GES450-C
GES451-C

GES452-C



403

GES460
GES461



416

GES480
GES490

GES481
GES491

GES483
GES493



418

GES511
GES521

GES512
GES522



422

GES600
GES610
GES620

GES601
GES611
GES621



414

GES710
GES720
GES730
GES2010

GES711
GES721
GES731
GES2011

GES712
GES722
GES732
GES2012



404

GES930
GES932



405


GES950
GES952



408

GES1110
GES1120

GES1111
GES1121



410

GES1112
GES1122

GES1113
GES1123



402

GES1151
GES1161

GES1152
GES1162



412

GES2021
GES2031

GES2022
GES2032

GES2023
GES2033

PROIETTORI / PROJECTORS



456

GES580N
GES581N




453

GES740
GES741
GES742




454

GES840C-N
GES841C-N
GES842C-N
GES843C-N
GES844C-N



450

GES1130
GES1131



452


GES1140
GES1141

FARETTI CALPESTABILI / WALKABLE SPOTLIGHTS




460

GES220C
GES221C



461

GES260
GES261



462

GES270
GES271




463

GES272

LAMPADINE LED E27 IN VETRO / GLASS LED BULBS E27



GLA254C 467 GLA254V 467 GLA255B 468 GLA255C 468 GLA255V 468 GLA256B 468 GLA256C 468 GLA256V 468 GLA260B 467 GLA260C 467
GLA255N GLA256N GLA260N



GLA300A 469 GLA300G 469 GLA300O 469 GLA300R 469 GLA301A 469 GLA301G 469 GLA301O 469 GLA301R 469




GLA302A 470 GLA302G 470 GLA302O 470 GLA302R 470



GLA370B 466 GLA370C 466 GLA370V 466 GLA380C 466 GLA380B 466 GLA380V 466 GLA390C 467 GLA390B 467 GLA390V 467 GLA480V 467
GLA370N GLA380N GLA390N

LAMPADINE LED E14 IN VETRO / GLASS LED BULBS E14



GLA270C 471 GLA270B 471 GLA280C 471 GLA290C 471 GLA290B 471
GLA270N GLA280N GLA290N

LAMPADINE LED E14 / LED BULBS E14



GLA234C 472 GLA236C 472 GLA238C 472 GLA239C 472 GLA320C 472 GLA321C 472
GLA234N 472 GLA236N 472 GLA238N 472 GLA239N 472 GLA320N 472 GLA321N 472
GLA236 GLA239

LAMPADINE LED E27 / LED BULBS E27


GLA230C
GLA230N
GLA230

GLA231C
GLA231N
GLA231

GLA232C
GLA232N
GLA232

GLA240C
GLA240N
GLA240

GLA245C
GLA245N

GLA246C
GLA246N

GLA330C
GLA330N

GLA340C
GLA340N

LAMPADINE LED GX53 / LED BULBS GX53


GLA091C
GLA091N

GLA108C

GLA310C
GLA310N

LAMPADINE LED GU10 / LED BULBS GU10


GLA241C
GLA241N

GLA242C
GLA242N

GLA243C
GLA243N

GLA244C
GLA244N

GLA350C
GLA350N

LAMPADINE LED G9 / LED BULBS G9


GLA184C
GLA184N

GLA185H
GLA185C
GLA185N

GLA186C
GLA186N

GLA360C
GLA360N

GLA361C
GLA361N





PROIETTORI E BINARIO ULTRASOTTILE 48Vdc
48Vdc PROJECTORS AND THIN TRACK



BINARIO ULTRASOTTILE 48Vdc THIN TRACK

Il BINARIO ULTRASOTTILE 48Vdc è una soluzione di illuminazione discreta e versatile in grado di integrarsi in qualsiasi spazio architettonico. Con un design pulito e minimale, il binario sottilissimo, di soli 7 mm di spessore, può essere posizionato e composto liberamente a parete e a soffitto grazie ad una serie di accessori, offrendo una flessibilità senza pari nella disposizione dei punti luce.

Progettato per ospitare più moduli luminosi, il sistema BINARIO ULTRASOTTILE è dotato di un'ampia gamma di proiettori, corpi illuminanti a sospensione e soluzioni di illuminazione lineare. La sua versatilità lo rende ideale per ambienti che richiedono punti luce differenziati, permettendoti di creare configurazioni personalizzate che si adattano perfettamente alle esigenze specifiche di ogni spazio.




The ultra-slim 48Vdc track is a discreet and versatile lighting solution that can be integrated into any architectural space. With a clean and minimalist design, the ultra-thin track, only 7 mm thick, can be positioned and composed freely on walls and ceilings thanks to a series of accessories, offering unparalleled flexibility in the arrangement of lighting points.

Designed to accommodate multiple lighting modules, the ultra-thin track system comes with a wide range of projectors, pendant luminaires and linear lighting solutions. Its versatility makes it ideal for environments that require differentiated lighting points, allowing you to create customised configurations that perfectly match the specific needs of each space.

Modulo di illuminazione LED non dimmerabile con rotazione ed inclinazione regolabile.
Struttura in alluminio con diffusore in policarbonato trasparente.
Dotato di sistema per la doppia accensione; seguire le istruzioni riportate nella confezione.
Sistema ad incastro magnetico installabile nei binari 48V GBIN30.
Non è possibile installare il corpo illuminante negli angoli.
Finiture: nero opaco.

Non-dimmable LED lighting module with adjustable rotation and tilt.
Aluminium frame with transparent polycarbonate diffuser.
Equipped with dual switching system; follow the instructions on the packaging.
Magnetic fitting system installable in 48V GBIN30 tracks.
Not possible to install the luminaire in corners.
Finish: matt black.

NEW



LED
8W | 48Vdc
CRI >90

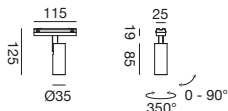
BEAM



38°

Non dimmerabile
Non-dimmable

Doppia accensione
Dual switching



Nero opaco / Matt Black
GFA1540 3000K 620lm

LED
18W | 48Vdc
CRI >90

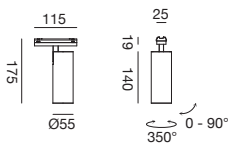
BEAM



38°

Non dimmerabile
Non-dimmable

Doppia accensione
Dual switching



Nero opaco / Matt Black
GFA1541 3000K 1396lm



Modulo di illuminazione LED non dimmerabile a sospensione.
 Struttura in alluminio con diffusore in policarbonato trasparente.
 Dotato di sistema per la doppia accensione; seguire le istruzioni riportate nella confezione.
 Sistema ad incastro magnetico installabile nei binari 48V GBIN30.
 Non è possibile installare il corpo illuminante negli angoli.
 Finiture: nero opaco.

Non-dimmable LED pendant lighting module.
 Aluminium structure with transparent polycarbonate diffuser.
 Equipped with dual switching system; follow the instructions on the packaging.
 Magnetic fitting system installable in 48V GBIN30 tracks.
 Not possible to install the luminaire in corners.
 Finish: matt black.

NEW



LED
 10W | 48Vdc
 CRI >90

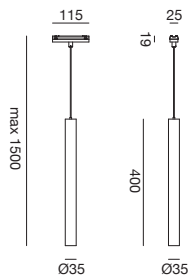
BEAM



38°

Non dimmerabile
 Non-dimmable

Doppia accensione
 Dual switching



Nero opaco / Matt Black

GFA1550 3000K 891lm

Modulo di illuminazione LED non dimmerabile a plafone.
 Struttura in alluminio con diffusore in policarbonato trasparente.
 Dotato di sistema per la doppia accensione; seguire le istruzioni riportate nella confezione.
 Sistema ad incastro magnetico installabile nei binari 48V GBIN30.
 Non è possibile installare il corpo illuminante negli angoli.
 Finiture: nero opaco.

Non-dimmable LED ceiling lighting module.
 Aluminium structure with transparent polycarbonate diffuser.
 Equipped with dual switching system; follow the instructions on the packaging.
 Magnetic fitting system installable in 48V GBIN30 tracks.
 Not possible to install the luminaire in corners.
 Finish: matt black.

NEW



LED
 6W | 48Vdc
 CRI >90

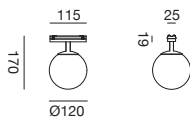
BEAM



110°

Non dimmerabile
 Non-dimmable

Doppia accensione
 Dual switching



Nero opaco / Matt Black

GFA1560 3000K 375m

Modulo di illuminazione LED non dimmerabile lineare a luce diffusa. Struttura in alluminio con diffusore in policarbonato bianco. Dotato di sistema per la doppia accensione; seguire le istruzioni riportate nella confezione. Sistema ad incastro magnetico installabile nei binari 48V GBIN30. Non è possibile installare il corpo illuminante negli angoli. Finiture: nero opaco.


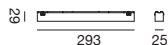
Non-dimmable linear LED lighting module for diffuse light. Aluminium frame with white polycarbonate diffuser. Equipped with dual switching system; follow the instructions on the packaging. Magnetic fitting system installable in 48V GBIN30 tracks. Not possible to install the luminaire in corners. Finish: matt black.



NEW



LED
12W | 48Vdc
CRI >90



Nero opaco / Matt Black
GFA1520 3000K 881lm

BEAM

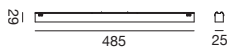


110°

Non dimmerabile
Non-dimmable

Doppia accensione
Dual switching

LED
24W | 48Vdc
CRI >90



Nero opaco / Matt Black
GFA1521 3000K 1773lm

BEAM



110°

Non dimmerabile
Non-dimmable

Doppia accensione
Dual switching



Modulo di illuminazione LED non dimmerabile lineare antiabbaglio a luce diffusa.

Struttura in alluminio con diffusore in policarbonato bianco.

Dotato di sistema per la doppia accensione; seguire le istruzioni riportate nella confezione.

Sistema ad incastro magnetico installabile nei binari 48V GBIN30.

Non è possibile installare il corpo illuminante negli angoli.

Finiture: nero opaco.

Non-dimmable linear anti-glare

LED lighting module with diffuse light. Aluminium frame with white polycarbonate diffuser.


Equipped with dual switching system; follow the instructions on the packaging.

Magnetic fitting system installable in 48V GBIN30 tracks.


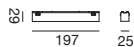
Not possible to install the luminaire in corners.

Finish: matt black.

NEW



LED
12W | 48Vdc
CRI >90



BEAM



110°



Non dimmerabile
Non-dimmable

Doppia accensione
Dual switching

Nero opaco / Matt Black

GFA1530 3000K 475lm

LED
24W | 48Vdc
CRI >90



BEAM



110°

Non dimmerabile
Non-dimmable

Doppia accensione
Dual switching

Nero opaco / Matt Black

GFA1531 3000K 891lm



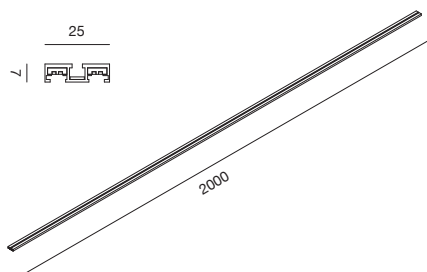
BINARIO ULTRASOTTILE 48Vdc

TRACK ULTRA-SLIM 48Vdc

Sistema a binario modulare elettro-meccanico 48V a doppia pista ultra sottile in alluminio sezionabile per installazione da superficie. Lunghezza 2 m. Finitura: nero opaco. Incluso nella confezione i tappi di chiusura. Accessori per le giunzioni non inclusi. Il binario permette la doppia accensione separata dei corpi illuminanti; utilizzare 2 alimentatori in remoto GAETA TR R1, GAETA TR R2 o GBITR5. Per la singola accensione utilizzare il GBITR5.

Electro-mechanical 48V ultra-slim double modular track system made of sectionable aluminium for surface installation. Length 2 m. Finish: matt black. Including end caps. Accessories for junctions not included. The track allows the luminaires to be switched separately; use 2 remote GAETA TR R1, GAETA TR R2 or GBITR5 power packs. Use GBITR5 for single ignition.

NEW



Nero opaco / Matt Black
GBIN30

Cover con installazione a scorrimento per binario GBIN30 per la copertura di una parte di pista elettrificata. Finitura: nero opaco. Lunghezza 1 m. Per coprire un binario di 2 m acquistare 4 GBICOV.

Cover with sliding intallation for GBIN30 track to cover part of an electrified trail. Finish: matt black. Length: 1 m. To cover a 2 m track purchase 4 GBICOV.



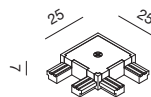
Nero opaco / Matt Black
GBICOV

ACCESSORI BINARIO PER PROIETTORI 48Vdc

TRACK ACCESSORIES FOR 48Vdc PROJECTORS

Modulo di connessione elettrica di 2 binari GBIN30 per installazione angolare a 90° soffitto/soffitto o parete/parete. Compatibile per la doppia accensione separata dei corpi illuminanti. Finitura: nero opaco.

Electrical connection module of 2 GBIN30 tracks for 90° angle ceiling/ceiling or wall/wall installation. Suitable for separate dual switching of luminaires. Finish: matt black.

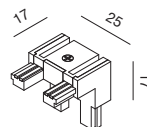


Nero opaco / Matt Black

GBIGA1

Modulo di connessione elettrica di 2 binari GBIN30 per installazione angolare a 90° soffitto/parete. Compatibile per la doppia accensione separata dei corpi illuminanti. Finitura: nero opaco.

Electrical connection module of 2 GBIN30 tracks for 90° angle ceiling/wall installation. Suitable for separate dual switching of luminaires. Finish: matt black.

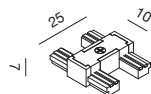


Nero opaco / Matt Black

GBIGA2

Modulo di connessione elettrica di 2 binari GBIN30 per installazione lineare. Compatibile per la doppia accensione separata dei corpi illuminanti. Finitura: nero opaco.

Electrical connection module of 2 GBIN30 tracks for linear installation. Suitable for separate dual switching of luminaires. Finish: matt black.




Nero opaco / Matt Black

GBIGL1

Rosone a soffitto per connessione elettrica del binario GBIN30. Finitura: nero opaco.

Ceiling rose for GBIN30 track electrical connection. Finish: matt black.

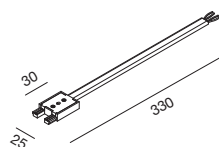


Nero opaco / Matt Black

GBISC1

Modulo di connessione elettrica per alimentatore in remoto. E' indicato l'utilizzo di questa giunzione per la doppia accensione separata dei corpi illuminanti. Indispensabile per il funzionamento degli alimentatori GAETA TR R1, GAETA TR R2 o GBITR5. Finitura: nero opaco.

Electrical connection module for remote power pack. The use of this junction is recommended for separate dual ignition of luminaires. Indispensable for the functioning of GAETA TR R1, GAETA TR R2 or GBITR5 power packsballasts. Finish: matt black.



Nero opaco / Matt Black

GBIGR1

Alimentatore ad incastro magnetico diretto per binario 48V GBIN30. Non utilizzabile per la doppia accensione. Finitura: nero opaco.

Magnetic direct plug-in power supply for 48V track GBIN30. Cannot be used for dual ignition. Finish: matt black.



CODE	GBITR5
POWER	100W
V in	220-240V
V out	48 V
Ampere	2,1 A
LxPxH (mm)	335x30x31

Alimentatore non dimerabile in remoto per binari da incasso e da superficie. Indispensabile per il funzionamento il connettore GBIGR1.

Non-dimmable remote power supply for recessed or surface-mounted tracks. The GBIGR1 connector is essential for operation.



CODE	GAETA TR R1	GAETA TR R2
POWER	75W	120W
V in	220-240V	220-240V
V out	48Vdc	48Vdc
Ampere	1,563 A	4,8 A
LxPxH (mm)	180x30x52	300x40x30





PROIETTORI E BINARIO 48Vdc
48Vdc PROJECTORS AND TRACK



PROIETTORI 48Vdc PROJECTORS

I sistemi a bassissima tensione 48Vdc, realizzati con profili magnetici permettono un facile alloggiamento di apparecchi di illuminazione lineari, proiettori e luci a sospensione installabili in qualsiasi punto del binario. Ideale anche per ambienti dalle metrature generose e soffittature con altezze importanti, grazie alla versatilità degli accessori in dotazione e kit di sospensione. Si possono strutturare dei grigliati per una maggior e migliore distribuzione della luce scegliendo i corpi illuminanti tra la vasta gamma di prodotti disponibili.

Si possono inserire ed installare a binario, prodotti d'illuminazione di tipo lineare, spot proiettori, ed articoli a sospensione con una semplice pressione sulle due estremità dell'adattatore. Si possono far scorrere i prodotti fino al punto desiderato del binario con la massima sicurezza.

Una gamma eterogenea di prodotti d'illuminazione con diverse specifiche e caratteristiche d'illuminazione: dalla luce d'accento alla luce diffusa, apparecchi che sapranno soddisfare qualsiasi esigenza di stile, forma e funzione.




The ultra low voltage 48Vdc systems, built with magnetic profiles, can easily fit linear lighting fixtures, floodlights, and pendant lights, which can be installed anywhere on the track. Also ideal for large spaces and high ceilings. With the versatile accessories and suspension kit, gratings can be structured to enhance light distribution, by choosing luminaires from the wide range available.

Lighting tracks can fit linear lighting products, spotlights, floodlights, and pendant lamps - all inserted and installed by simply pressing the two ends of the adapter. Slide the products to the desired track point with maximum safety. A broad range of lighting products with different specifications and features: from accent lighting to diffused lighting, luminaires to meet any style, shape and functional requirement.

Modulo di illuminazione LED dimmerabile lineare a luce diffusa.
 Struttura in alluminio con diffusore in policarbonato bianco.
 Dotato di sistema per la doppia accensione; seguire le istruzioni riportate nella confezione.
 Sistema ad incastro magnetico installabile nei binari 48V.
 Non è possibile installare il corpo illuminante negli angoli.
 Finiture: nero opaco.

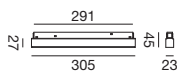
Linear dimmable LED lighting module with diffused light.
 Aluminium frame with white polycarbonate diffuser.
 Equipped with double switching system; follow the instructions on the packaging.
 Magnetic fitting system installable in 48V tracks.
 It is not possible to install the luminaire in corners.
 Finish: matt black.






NEW



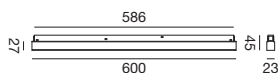
LED
 12W | 48Vdc
 CRI >90






BEAM
 110°
 Dimmerabile
 Dimmable
 Doppia accensione
 Dual switching

Nero opaco / Matt Black
GFA1270HD 2700K 843lm
GFA1270CD 3000K 864lm
GFA1270ND 4000K 885lm

LED
 24W | 48Vdc
 CRI >90



BEAM
 110°
 Dimmerabile
 Dimmable
 Doppia accensione
 Dual switching

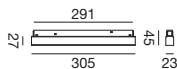
Nero opaco / Matt Black
GFA1271HD 2700K 1718lm
GFA1271CD 3000K 1768lm
GFA1271ND 4000K 1821lm

Modulo di illuminazione LED non dimmerabile lineare a luce diffusa. Struttura in alluminio con diffusore in policarbonato bianco. Dotato di sistema per la doppia accensione; seguire le istruzioni riportate nella confezione. Sistema ad incastro magnetico installabile nei binari 48V. Non è possibile installare il corpo illuminante negli angoli. Finiture: bianco opaco o nero opaco.

Non dimmable linear LED lighting module with diffused light. Aluminum structure with white polycarbonate diffuser. Equipped with double switching system; follow the instructions on the packaging. Magnetic interlocking system that can be installed in 48V tracks. It is not possible to install the luminaire in corners. Finishes: matt white or matt black.



LED
12W | 48Vdc
CRI >90



BEAM

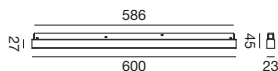


Non dimmerabile
Non-dimmable
Doppia accensione
Dual switching

Bianco opaco / Matt White
GFA1260 3000K 1069lm

Nero opaco / Matt Black
GFA1270 3000K 1009lm

LED
24W | 48Vdc
CRI >90



BEAM




Non dimmerabile
Non-dimmable
Doppia accensione
Dual switching

Bianco opaco / Matt White
GFA1261 3000K 2168lm

Nero opaco / Matt Black
GFA1271 3000K 2048lm

LED
36W | 48Vdc
CRI >90



BEAM




Non dimmerabile
Non-dimmable
Doppia accensione
Dual switching

Bianco opaco / Matt White
GFA1262 3000K 2515lm


Nero opaco / Matt Black
GFA1272 3000K 2472lm

Modulo di illuminazione LED dimmerabile lineare antiabbaglio a luce diffusa. Struttura in alluminio con diffusore in policarbonato bianco. Dotato di sistema per la doppia accensione; seguire le istruzioni riportate nella confezione. Sistema ad incastro magnetico installabile nei binari 48V. Non è possibile installare il corpo illuminante negli angoli. Finiture: nero opaco.

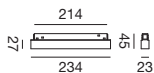
Dimmable linear anti-glare LED lighting module with diffuse light. Aluminium frame with white polycarbonate diffuser. Equipped with a system for double switching; follow the instructions on the packaging. Magnetic fitting system installable in 48V tracks. Not possible to install the luminaire in corners. Finishes: matt black



NEW



LED
12W | 48Vdc
CRI >90



BEAM

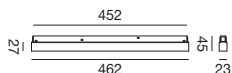


Dimmerabile
Dimmable
Doppia accensione
Dual switching

Nero opaco / Matt Black

- GFA1290HD** 2700K 979lm
- GFA1290CD** 3000K 999lm
- GFA1290ND** 4000K 1020lm

LED
24W | 48Vdc
CRI >90



BEAM



Dimmerabile
Dimmable
Doppia accensione
Dual switching

Nero opaco / Matt Black

- GFA1291HD** 2700K 1967lm
- GFA1291CD** 3000K 2012lm
- GFA1291ND** 4000K 2057lm

Modulo di illuminazione LED non dimmerabile lineare antiabbagliamento a luce diffusa.
Struttura in alluminio con diffusore in policarbonato bianco.
Dotato di sistema per la doppia accensione; seguire le istruzioni riportate nella confezione.
Sistema ad incastro magnetico installabile nei binari 48V.
Non è possibile installare il corpo illuminante negli angoli.
Finiture: bianco opaco o nero opaco.

Non dimmable linear anti-glare LED lighting module with diffused light.



Aluminum structure with white polycarbonate diffuser.

Equipped with double switching system; follow the instructions on the packaging.

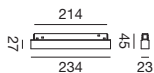
Magnetic interlocking system that can be installed in 48V tracks.

It is not possible to install the luminaire in corners.

Finishes: matt white or matt black.



LED
12W | 48Vdc
CRI >90



BEAM




Non dimmerabile
Non-dimmable
Doppia accensione
Dual switching

Bianco opaco / Matt White
GFA1280 3000K 1123lm

Nero opaco / Matt Black
GFA1290 3000K 1063lm

LED
24W | 48Vdc
CRI >90



BEAM

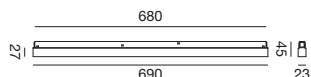


Non dimmerabile
Non-dimmable
Doppia accensione
Dual switching

Bianco opaco / Matt White
GFA1281 3000K 2132lm

Nero opaco / Matt Black
GFA1291 3000K 2102lm

LED
36W | 48Vdc
CRI >90



BEAM




Non dimmerabile
Non-dimmable
Doppia accensione
Dual switching

Bianco opaco / Matt White
GFA1282 3000K 2895lm

Nero opaco / Matt Black
GFA1292 3000K 2787lm

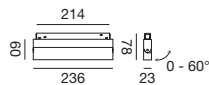
Modulo di illuminazione LED non dimmerabile lineare regolabile antiabbagliamento a luce diffusa. Struttura in alluminio con diffusore in policarbonato bianco. Dotato di sistema per la doppia accensione; seguire le istruzioni riportate nella confezione. Sistema ad incastro magnetico installabile nei binari 48V. Non è possibile installare il corpo illuminante negli angoli. Finiture: bianco opaco o nero opaco.

Adjustable non dimmable linear anti-glare LED lighting module with diffused light. Aluminum structure with white polycarbonate diffuser. Equipped with a system for double switching; follow the instructions on the packaging. Magnetic interlocking system that can be installed in 48V tracks. It is not possible to install the luminaire in corners. Finishes: matt white or matt black.



		IP20			
			323	0,0006	30.000
			479	0,0008	
			615	0,0011	

LED
12W | 48Vdc
CRI >90



BEAM

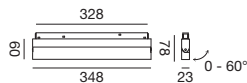


- Non dimmerabile
Non-dimmable
- Doppia accensione
Dual switching

Bianco opaco / Matt White
GFA1300 3000K 1123lm

Nero opaco / Matt Black
GFA1310 3000K 1063lm

LED
18W | 48Vdc
CRI >90



BEAM




- Non dimmerabile
Non-dimmable
- Doppia accensione
Dual switching

Bianco opaco / Matt White
GFA1301 3000K 1631lm

Nero opaco / Matt Black
GFA1311 3000K 1595lm

LED
24W | 48Vdc
CRI >90



BEAM



- Non dimmerabile
Non-dimmable
- Doppia accensione
Dual switching

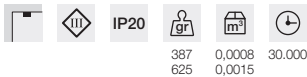
Bianco opaco / Matt White
GFA1302 3000K 2132lm

Nero opaco / Matt Black
GFA1312 3000K 2103lm



Modulo di illuminazione LED non dimmerabile lineare regolabile a luce diffusa.
 Struttura in alluminio con diffusore in policarbonato bianco.
 Dotato di sistema per la doppia accensione; seguire le istruzioni riportate nella confezione.
 Sistema ad incastro magnetico installabile nei binari 48V.
 Non è possibile installare il corpo illuminante negli angoli.
 Finiture: bianco opaco o nero opaco.

Adjustable non dimmable linear LED lighting module with diffused light.
 Aluminum structure with white polycarbonate diffuser.
 Equipped with a system for double switching; follow the instructions on the packaging.
 Magnetic interlocking system that can be installed in 48V tracks.
 It is not possible to install the luminaire in corners.
 Finishes: matt white or matt black.

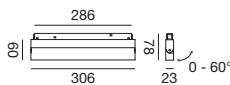


LED
 12W | 48Vdc
 CRI >90

BEAM



Non dimmerabile
 Non-dimmable
 Doppia accensione
 Dual switching



Bianco opaco / Matt White
GFA1320 3000K 1069lm



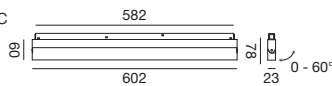
Nero opaco / Matt Black
GFA1330 3000K 1009lm

LED
 24W | 48Vdc
 CRI >90

BEAM



Non dimmerabile
 Non-dimmable
 Doppia accensione
 Dual switching



Bianco opaco / Matt White
GFA1321 3000K 2168lm



Nero opaco / Matt Black
GFA1331 3000K 2048lm



Modulo di illuminazione LED dimmerabile con rotazione ed inclinazione regolabile. Struttura in alluminio con diffusore in policarbonato trasparente. Dotato di sistema per la doppia accensione; seguire le istruzioni riportate nella confezione. Sistema ad incastro magnetico installabile nei binari 48V. Non è possibile installare il corpo illuminante negli angoli. Finiture: nero opaco.

Dimmable LED lighting module with adjustable rotation and tilt. Aluminium frame with transparent polycarbonate diffuser. Equipped with dual switching system; follow the instructions on the packaging. Magnetic fitting system installable in 48V tracks. It is not possible to install the luminaire in corners. Finish: matt black.



NEW

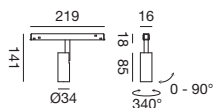


LED
8W | 48Vdc
CRI >90

BEAM



- Dimmerabile
Dimmable
- Doppia accensione
Dual switching



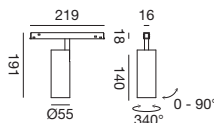
Nero opaco / Matt Black
GFA1350HD 2700K 602lm
GFA1350CD 3000K 620lm
GFA1350ND 4000K 638lm

LED
18W | 48Vdc
CRI >90

BEAM



- Dimmerabile
Dimmable
- Doppia accensione
Dual switching



Nero opaco / Matt Black
GFA1351HD 2700K 1355lm
GFA1351CD 3000K 1396lm
GFA1351ND 4000K 1438lm

Modulo di illuminazione LED non dimmerabile con rotazione ed inclinazione regolabile. Struttura in alluminio con diffusore in policarbonato trasparente. Dotato di sistema per la doppia accensione; seguire le istruzioni riportate nella confezione. Sistema ad incastro magnetico installabile nei binari 48V. Non è possibile installare il corpo illuminante negli angoli. Finiture: bianco opaco o nero opaco.

Non dimmable LED lighting module with adjustable rotation and tilt. Aluminium frame with transparent polycarbonate diffuser. Equipped with dual switching system; follow the instructions on the packaging. Magnetic fitting system installable in 48V tracks. It is not possible to install the luminaire in corners. Finishes: matt white or matt black.



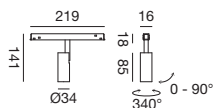
LED
8W | 48Vdc
CRI >90

BEAM



Non dimmerabile
Non-dimmable

Doppia accensione
Dual switching



Bianco opaco / Matt White
GFA1340 3000K 640lm



Nero opaco / Matt Black
GFA1350 3000K 620lm

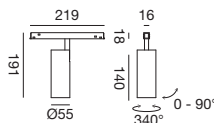
LED
18W | 48Vdc
CRI >90

BEAM



Non dimmerabile
Non-dimmable

Doppia accensione
Dual switching



Bianco opaco / Matt White
GFA1341 3000K 1458lm



Nero opaco / Matt Black
GFA1351 3000K 1396lm

Modulo di illuminazione LED con rotazione ed inclinazione regolabile.
 Disponibile nella versione dimmerabile o non dimmerabile.
 Struttura in alluminio con diffusore in policarbonato trasparente.
 Dotato di sistema per la doppia accensione;
 seguire le istruzioni riportate nella confezione.
 Sistema ad incastro magnetico installabile nei binari 48V.
 Non è possibile installare il corpo illuminante negli angoli.
 Finiture: bianco opaco o nero opaco.

LED lighting module with adjustable rotation and tilt.
 Available in dimmable and non-dimmable versions.
 Aluminium frame with transparent polycarbonate diffuser.
 Equipped with dual switching system;
 follow the instructions on the packaging.
 Magnetic fitting system installable in 48V tracks.
 It is not possible to install the luminaire in corners.
 Finishes: matt white or matt black.

NEW

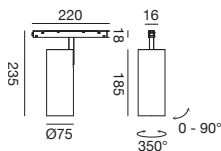


LED
 30W | 48Vdc
 CRI >90

BEAM



- Non dimmerabile
Non-dimmable
- Doppia accensione
Dual switching



Bianco opaco / Matt White
GFA1510 3000K 2320lm



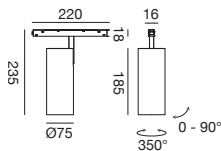
Nero opaco / Matt Black
GFA1511 3000K 2287lm

LED
 30W | 48Vdc
 CRI >90

BEAM



- Dimmerabile
Dimmable
- Doppia accensione
Dual switching



Nero opaco / Matt Black
GFA1511HD 2700K 2246lm
GFA1511CD 3000K 2287lm
GFA1511ND 4000K 2328lm



Modulo di illuminazione LED non dimmerabile con rotazione ed inclinazione regolabile. Sistema ad incastro magnetico installabile nei binari 48V. Non è possibile installare il corpo illuminante negli angoli. Non è dotato del sistema a doppia accensione. Finiture: nero opaco.

Non dimmable LED lighting module with adjustable rotation and inclination. Magnetic interlocking system that can be installed in 48V tracks. It is not possible to install the luminaire in corners. It is not equipped with the double switching system. Finishes: matt black.




NEW



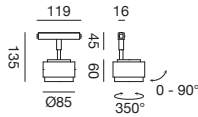
LED
8,5W | 48Vdc
CRI >90

BEAM



 Non dimmerabile
Non-dimmable

 No doppia accensione
No dual switching



Nero opaco / Matt Black

FGEN01 3000K 410lm

Modulo di illuminazione LED
non dimmerabile con rotazione
ed inclinazione regolabile.
Sistema ad incastro magnetico
installabile nei binari 48V.
Non è possibile installare il corpo
illuminante negli angoli.
Non è dotato del sistema a
doppia accensione.
Finiture: nero opaco, rame o oro.

Non dimmable LED lighting module with
adjustable rotation and inclination.
Magnetic interlocking system that
can be installed in 48V tracks.
It is not possible to install the luminaire
in corners.
It is not equipped with the double
switching system.
Finishes: matt black, copper or gold.

NEW



LED
8,5W | 48Vdc
CRI >90

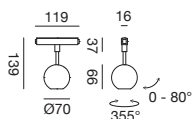
BEAM



24°

Non dimmerabile
Non-dimmable

No doppia accensione
No dual switching



Nero opaco / Matt Black
FNAN01 3000K 410lm




Oro / Gold
FNAO01 3000K 410lm



Rame / Copper
FNAR01 3000K 410lm

Modulo di illuminazione LED non dimmerabile con rotazione ed inclinazione regolabile. Sistema ad incastro magnetico installabile nei binari 48V. Non è possibile installare il corpo illuminante negli angoli. Non è dotato del sistema a doppia accensione. Finiture: nero opaco o oro.

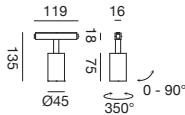
Non dimmable LED lighting module with adjustable rotation and inclination. Magnetic interlocking system that can be installed in 48V tracks. It is not possible to install the luminaire in corners. It is not equipped with the double switching system. Finishes: matt black or gold.



NEW



LED
8W | 48Vdc
CRI >90



Nero opaco / Matt Black
FMON01 3000K 502lm



Oro / Gold
FMOO01 3000K 502lm

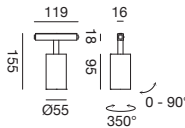
BEAM



Non dimmerabile
Non-dimmable

No doppia accensione
No dual switching

LED
15W | 48Vdc
CRI >90



Nero opaco / Matt Black
FMON02 3000K 502lm



Oro / Gold
FMOO02 3000K 502lm

BEAM



Non dimmerabile
Non-dimmable

No doppia accensione
No dual switching



Moduli di illuminazione LED non dimmerabile a sospensione con cavo di lunghezza regolabile. Sistema ad incastro magnetico installabile nei binari 48V. Non è possibile installare il corpo illuminante negli angoli. Non è dotato del sistema a doppia accensione. Finiture: nero opaco o oro.

Non dimmable suspended LED lighting modules with adjustable length cable. Magnetic interlocking system that can be installed in 48V tracks. It is not possible to install the luminaire in corners. It is not equipped with the double switching system. Finishes: matt black or gold.



NEW




LED
7W | 48Vdc
CRI >90

BEAM



Non dimmerabile
Non-dimmable

No doppia accensione
No dual switching



Nero opaco / Matt Black
FLO01 3000K 213lm



Oro / Gold
FLO01 3000K 213lm



Moduli di illuminazione LED non dimmerabile a sospensione con cavo di lunghezza regolabile. Sistema ad incastro magnetico installabile nei binari 48V. Non è possibile installare il corpo illuminante negli angoli. Non è dotato del sistema a doppia accensione. Finiture: nero opaco, rame o oro.

Non dimmable suspended LED lighting modules with adjustable length cable. Magnetic interlocking system that can be installed in 48V tracks. It is not possible to install the luminaire in corners. It is not equipped with the double switching system. Finishes: matt black, copper or gold.

NEW



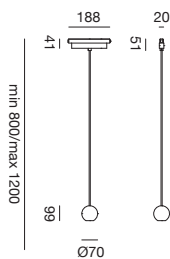
LED
8,5W | 48Vdc
CRI >90

BEAM



Non dimmerabile
Non-dimmable

No doppia accensione
No dual switching



Nero opaco / Matt Black
FNAN02 3000K 410lm



Oro / Gold
FNAO02 3000K 410lm

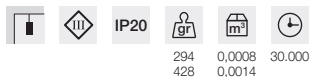


Rame / Copper
FNAR02 3000K 410lm



Moduli di illuminazione LED non dimmerabile a sospensione con cavo di lunghezza regolabile. Struttura in alluminio con diffusore in policarbonato trasparente. Dotato di sistema per la doppia accensione; seguire le istruzioni riportate nella confezione. Sistema ad incastro magnetico installabile nei binari 48V. Non è possibile installare il corpo illuminante negli angoli. Finiture: bianco opaco o nero opaco.

Non dimmable suspended LED lighting modules with adjustable length cable. Aluminum structure with transparent polycarbonate diffuser. Equipped with double switching system; follow the instructions on the packaging. Magnetic interlocking system that can be installed in 48V tracks. It is not possible to install the luminaire in corners. Finishes: matt white or matt black.



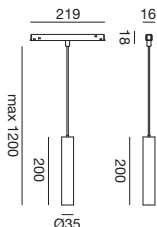
LED
10W | 48Vdc
CRI >90

BEAM



Non dimmerabile
Non-dimmable

Doppia accensione
Dual switching



Bianco opaco / Matt White
GFA1360 3000K 725lm



Nero opaco / Matt Black
GFA1370 3000K 671lm



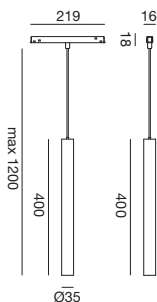
LED
10W | 48Vdc
CRI >90

BEAM



Non dimmerabile
Non-dimmable

Doppia accensione
Dual switching



Bianco opaco / Matt White
GFA1361 3000K 725lm



Nero opaco / Matt Black
GFA1371 3000K 671lm



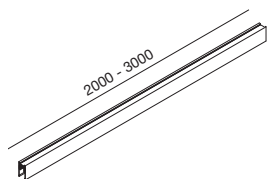
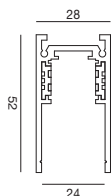



BINARIO PER PROIETTORI 48Vdc

TRACK FOR 48Vdc PROJECTOS

Sistema a binario modulare elettro-meccanico 48V in alluminio sezionabile per installazione da superficie. Lunghezza 2 m o 3 m. Finitura: bianco o nero. Incluso nella confezione 2 tappi e la cover da 2 metri o 3 metri. Accessori per le giunzioni non inclusi.

48V electromechanical modular track system in sectionable aluminum for surface installation. Length 2 m or 3 m. White or black finish. Included in the package 2 caps and the 2 meter or 3 meter cover. Joint accessories not included.



Bianco / White

Binario 2 m
GBIN10



Nero / Black

Binario 2 m
GBIN11

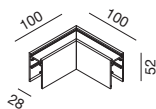
Binario 3 m
GBIN12

Binario 3 m
GBIN13

ACCESSORI BINARIO PER PROIETTORI 48Vdc

TRACK ACCESSORIES FOR 48Vdc PROJECTORS

Angolo meccanico a 90° in alluminio per installazione soffitto/soffitto del sistema a binario modulare da superficie. Dotato già di giunti lineari per l'ancoraggio al binario. Finitura: bianco o nero.



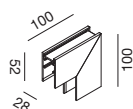
Bianco / White
GBIGSB1



Nero / Black
GBIGSN1

90° mechanical corner in aluminum for ceiling/ceiling installation of the modular surface-mounted track. Already fitted with linear joints for coupling to the track. White or black finish.

Angolo meccanico a 90° in alluminio per installazione parete/soffitto del sistema a binario modulare da superficie. Dotato già di giunti lineari per l'ancoraggio al binario. Finitura: bianco o nero.



Bianco / White
GBIGSB2



Nero / Black
GBIGSN2

90° mechanical corner in aluminum for wall/ceiling installation of the modular surface-mounted track. Already fitted with linear joints for coupling to the track. White or black finish.

Giunto lineare in metallo per l'ancoraggio del sistema a binario modulare da superficie GBIN10 e GBIN11. Utilizzare 1 staffa per ogni ancoraggio di 2 binari. Finitura: alluminio.




Alluminio / Aluminum
GBIST01

Linear metal joint for anchoring the BIN10 and GBIN11 modular surface-mounted track. Use 1 bracket for each 2 track anchor. Finish: aluminum.

Kit sospensione con 2 cavi per binario modulare da superficie GBIN10 e GBIN11.

Suspension kit with double cables for GBIN10 and GBIN11 modular surface-mounted track.



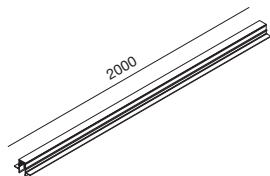
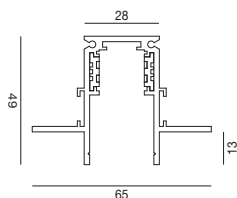

Alluminio / Aluminum
GBIS05

BINARIO INCASSO PER PROIETTORI 48Vdc

RECESSED TRACK
FOR 48Vdc PROJECTOS

Sistema a binario modulare elettro-meccanico 48V in alluminio sezionabile per installazione ad incasso. Lunghezza 2 m. Finitura: bianco o nero. Incluso nella confezione 2 tappi e la cover da 2 metri. Accessori per le giunzioni non inclusi.

48V electromechanical modular track system in sectionable aluminum for recessed. Length 2 m. White or black finish. Included in the package 2 caps and the 2 meter cover. Joint accessories not included.



Bianco / White
GBIN20

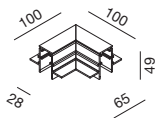


Nero / Black
GBIN21

ACCESSORI BINARIO INCASSO 48Vdc

RECESSED TRACK ACCESSORIES FOR 48Vdc PROJECTORS

Angolo meccanico a 90° in alluminio per installazione soffitto/soffitto del sistema a binario modulare da incasso. Dotato già di giunti lineari per l'ancoraggio al binario. Finitura: bianco o nero.



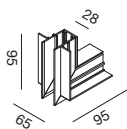
Bianco / White
GBIGIB1




Nero / Black
GBIGIN1

90° mechanical corner in aluminum for ceiling/ceiling installation of the modular surface-mounted track. Already fitted with linear joints for coupling to the track. White or black finish.

Angolo meccanico a 90° aperto in alluminio per installazione parete/soffitto del sistema a binario modulare da incasso. Dotato già di giunti lineari per l'ancoraggio al binario. Finitura: bianco o nero.



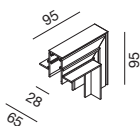
Bianco / White
GBIGIB2



Nero / Black
GBIGIN2

90° mechanical corner open in aluminum for wall/ceiling installation of the modular recessed track. Already fitted with linear joints for coupling to the track. White or black finish.

Angolo meccanico a 90° chiuso in alluminio per installazione parete/soffitto del sistema a binario modulare da incasso. Dotato già di giunti lineari per l'ancoraggio al binario. Finitura: bianco o nero.



Bianco / White
GBIGIB3



Nero / Black
GBIGIN3

90° mechanical corner closed aluminum for wall/ceiling installation of the modular recessed track. Already fitted with linear joints for coupling to the track. White or black finish.

Giunto lineare in metallo galvanizzato per l'ancoraggio del sistema a binario modulare GBIN20 o GBIN21. Utilizzare 2 staffe per ogni ancoraggio di 2 binari. Confezione da 2 pezzi.



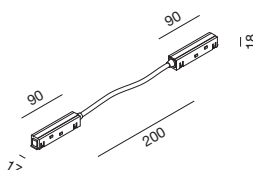
NEW

Alluminio / Aluminum
GBIG01

Galvanised metal linear joint for anchoring the GBIN20 or GBIN21 modular track system. Use 2 brackets for each anchoring of 2 tracks. Pack of 2 pieces.

ACCESSORI BINARIO PER PROIETTORI 48Vdc TRACK ACCESSORIES FOR 48Vdc PROJECTORS

Modulo di connessione elettrica di 2 binari da incasso o da superficie per installazione lineare o angolare.
Finiture: bianco o nero.



Electrical connection module of 2 recessed or surface-mounted tracks for linear or corner installation.
White or black finish.

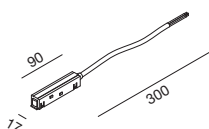


Bianco / White
GBIC11



Nero / Black
GBIC12

Modulo di connessione elettrica per alimentazione in remoto. Indispensabile per il funzionamento degli alimentatori GAETA TR R1, GAETA TR R2, GBITR3 e GBITR4.
Finiture: bianco o nero.



Electrical connection module for remote power supply. Essential for the operation of power supplies GAETA TR R1, GAETA TR R2, GBITR3 or GBITR4.
White or black finish.

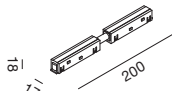


Bianco / White
GBIC13



Nero / Black
GBIC14

Modulo di connessione elettrica di 2 binari da incasso o da superficie per installazione lineare.
Non installabile nelle giunzioni angolari.
Finiture: bianco o nero.



Electrical connection module of 2 recessed or surface-mounted tracks for linear or corner installation.
Cannot be installed in corner joints.
White or black finish.



Bianco / White
GBIC15



Nero / Black
GBIC16

ACCESSORI BINARIO PER PROIETTORI 48Vdc

TRACK ACCESSORIES FOR 48Vdc PROJECTORS

Alimentatore non dimerabile ad incastro magnetico diretto per binari da incasso e da superficie.

Cavo di alimentazione: 43 cm.

Non si possono coprire con la cover.

Non-dimmable direct magnetic interlocking power supply for recessed or surface-mounted tracks.

Power cable: 43 cm.

They cannot be covered with the cover.



CODE
POWER
V in
V out
Ampere
LxPxH (mm)

Nero / Black
GBITR1
100W
220-240V
48Vdc
2,08 A
318x23x44



CODE
POWER
V in
V out
Ampere
LxPxH (mm)

Bianco / White
GBITR6
200W
220-240V
48Vdc
4,16 A
342x23x44

Nero / Black
GBITR2
200W
220-240V
48Vdc
4,16 A
342x23x44

Alimentatore non dimerabile in remoto per binari da incasso e da superficie. Indispensabile per il funzionamento il connettore GBIC13 o GBIC14.

Non-dimmable remote power supply for recessed or surface-mounted tracks. The GBIC13 or GBIC14 connector is essential for operation.



CODE
POWER
V in
V out
Ampere
LxPxH (mm)

Bianco / White
GAETA TR R1
75W
220-240V
48Vdc
1,563 A
180x30x52



CODE
POWER
V in
V out
Ampere
LxPxH (mm)

Bianco / White
GAETA TR R2
120W
220-240V
48Vdc
4,8 A
300x40x30



CODE
POWER
V in
V out
Ampere
LxPxH (mm)

Bianco / White
GBITR3
100W
220-240V
48Vdc
2,08 A
400x31x21

Alimentatore dimmerabile in remoto per binari da incasso e da superficie. Indispensabile per il funzionamento il connettore GBIC13 o GBIC14.

Dimmable remote power supply for recessed or surface-mounted tracks. The GBIC13 or GBIC14 connector is essential for operation.



CODE
POWER
V in
V out
Ampere
LxPxH (mm)

Bianco / White
GBITR4
150W
220-240V
48Vdc
3,12 A
400x31x21

PUSH





PROIETTORI E BINARIO 230Vac
230Vac PROJECTORS AND TRACK

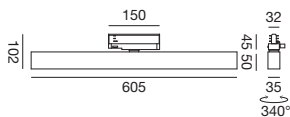


Reglette a binario Eurostandard con rotazione regolabile.
 Struttura in alluminio pressofuso.
 Finitura in bianco o nero.
 Diffusore in policarbonato bianco.
 Modulo LED e trasformatore incluso.
 3 anni di garanzia.

Eurostandard track strips with adjustable rotation.
 Die-cast aluminum structure.
 White or black finish.
 White polycarbonate diffuser.
 LED module and transformer included.
 3 years warranty.



LED
 28W | 220-240Vac
 CRI >90

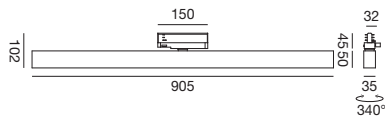


Bianco / White
GFA1240C 3000K 2500lm
GFA1240N 4000K 2724lm



Nero / Black
GFA1250C 3000K 2021lm
GFA1250N 4000K 2259lm

LED
 36W | 220-240Vac
 CRI >90



Bianco / White
GFA1241C 3000K 3286lm
GFA1241N 4000K 3510lm




Nero / Black
GFA1251C 3000K 2685lm
GFA1251N 4000K 2946lm



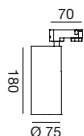
Proiettore a binario Eurostandard.
 Struttura in alluminio pressofuso.
 Riflettore in alluminio brillantato.
 Finitura in bianco opaco o nero opaco.
 Diffusore in policarbonato trasparente.
 Modulo LED CREE
 e trasformatore incluso.
 3 anni di garanzia.

Track projectors Eurostandard.
 Die-cast aluminum structure.
 Polished aluminum reflector.
 Matt white or matt black finish.
 Diffuser in transparent polycarbonate.
 CREE LED module
 and transformer included.
 3 years warranty.



LED CREE
 20W | 220-240Vac
 CRI >80

BEAM



Bianco opaco / Matt White

GFA970C 3000K 1500lm
GFA970N 4000K 1620lm

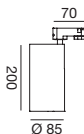


Nero opaco / Matt Black

GFA980C 3000K 1500lm
GFA980N 4000K 1620lm

LED CREE
 30W | 220-240Vac
 CRI >80

BEAM



Bianco opaco / Matt White

GFA971C 3000K 2250lm
GFA971N 4000K 2430lm




Nero opaco / Matt Black

GFA981C 3000K 2250lm
GFA981N 4000K 2460lm



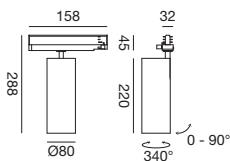
Proiettore a binario Eurostandard.
 Struttura in alluminio pressofuso.
 Riflettore in alluminio brillantato.
 Finitura in bianco o nero.
 Diffusore in policarbonato trasparente.
 Modulo LED CREE
 e trasformatore incluso.
 3 anni di garanzia.

Track projectors Eurostandard.
 Die-cast aluminum structure.
 Polished aluminum reflector.
 White or black finish.
 Diffuser in transparent polycarbonate.
 CREE LED module
 and transformer included.
 3 years warranty.



LED CREE
 40W | 220-240Vac
 CRI >80

BEAM



Bianco / White

GFA972C 3000K 3320lm
GFA972N 4000K 3650lm




Nero / Black

GFA982C 3000K 3190lm
GFA982N 4000K 3420lm



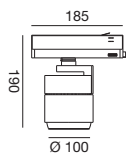
Proiettore a binario Eurostandard
 Struttura in alluminio pressofuso.
 Riflettore in alluminio con fascio luminoso 38°.
 Possibilità di sostituire il riflettore per modificare il fascio luminoso acquistando riflettore da 15° o 60°.
 Finitura in bianco satinato o nero satinato.
 Diffusore in policarbonato.
 Modulo LED e trasformatore incluso.
 5 anni di garanzia.

Eurostandard track projector
 Die-cast aluminum body.
 38° light beam aluminum reflector
 Light beam can be modified by purchasing a 15° or 60° reflector.
 Finished in sandy white or sandy black.
 Polycarbonate diffuser.
 LED module and transformer included.
 5 year warranty.



LED
 35W | 220-240Vac
 CRI >90

BEAM



Bianco satinato / Sandy White
GFA990C 3000K 2950lm
GFA990N 4000K 3000lm



Nero satinato / Sandy Black
GFA991C 3000K 2950lm
GFA991N 4000K 3000lm

Accessori non inclusi
 Accessories not included

ACCESSORI
 ACCESSORIES

Riflettore in alluminio /
 Aluminum reflector

GRI015 BEAM 15°
GRI060 BEAM 60°



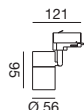
Proiettore a binario eurostandard.
Struttura in alluminio.
Finitura in bianco, nero o oro.

Eurostandard track projectors.
Aluminum structure.
White, black or gold finish.



GU10
max 1x35W
220-240Vac

Lampadine non incluse
Bulbs not included



Bianco / White
GFA1060 1 X GU10



Nero / Black
GFA1061 1 X GU10



Oro / Gold
GFA1062 1 X GU10

LAMPADINE UTILIZZABILI
AVAILABLE BULBS

Vedi pagina / see page
475

GU10	BEAM	CODE	POWER	CCT	FLUX	CRI
		GLA241C	5W	3000K	420lm	>80
		GLA241N	5W	4000K	430lm	>80
		GLA243C	7W	3000K	590lm	>80
		GLA243N	7W	4000K	610lm	>80
		GLA242C	5W	3000K	410lm	>80
		GLA242N	5W	4000K	420lm	>80
		GLA244C	7W	3000K	550lm	>80
		GLA244N	7W	4000K	560lm	>80
		GLA350C	9W	3000K	900lm	>80
		GLA350N	9W	4000K	950lm	>80



BINARIO PER PROIETTORI

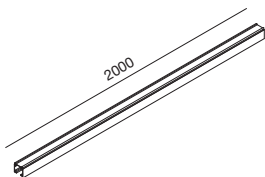
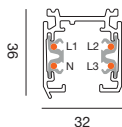
TRACK PROJECTOS

Binario sezionabile trifase per 3 circuiti separati. Di sezione rettangolare in alluminio estruso, contiene un profilo sagomato in PVC isolante dotato di 4 conduttori in rame, mentre il profilo stesso realizza la messa a terra del sistema. Finitura in bianco o nero.

Testata di alimentazione (indispensabile per il funzionamento), tappo di chiusura (indispensabile per il funzionamento), giunzioni di collegamento e kit di sospensione non inclusi e acquistabili separatamente.

Sectionable three-phase track for 3 separate electrical circuits. Rectangular section of extruded aluminum, includes a shaped profile in insulating PVC with 4 copper conductors, while the profile itself delivers the system's earthing provision. White or black finish.

Power supply head (required for operation), closing cap (required for operation), connection joints and suspension kit not included and can be purchased separately.



Bianco / White
GBIN01

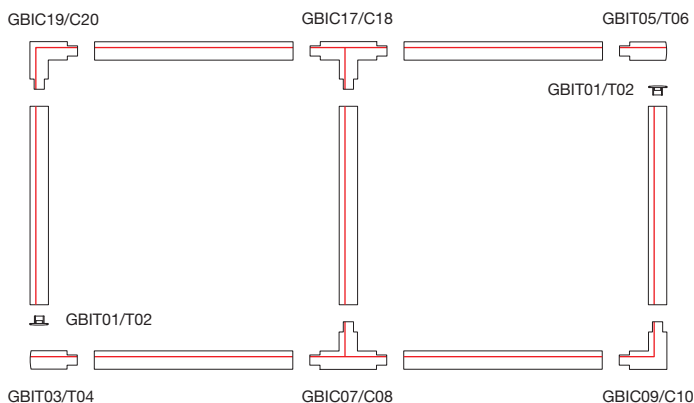


Nero / Black
GBIN02

Vista dall'alto
Top view

La linea rossa indica
la polarità L1

The red line indicates
the L1 polarity



ACCESSORI BINARIO PER PROIETTORI TRACK ACCESSORIES FOR PROJECTORS

Tappo di chiusura per binario.
Indispensabile per evitare il contatto diretto
con i conduttori.
Finitura in bianco o nero.



End cap for track.
Essential to avoid direct contact
with conductors.
White or black finish.

Bianco / White
GBIT01

Nero / Black
GBIT02

Testata di alimentazione
per binario connettore destro.
Finitura in bianco o nero.



Power supply head
for track right input.
White or black finish.



Bianco / White
GBIT03

Nero / Black
GBIT04

Testata di alimentazione
per binario connettore sinistro.
Finitura in bianco o nero.



Power supply head
for track left input.
White or black finish.



Bianco / White
GBIT05

Nero / Black
GBIT06

Giunto lineare per connessione
elettrica e meccanica.
Invisibile dopo l'installazione.
Finitura in bianco o nero.

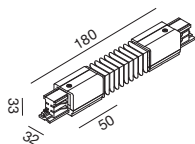


Joint for electrical and
mechanical linear connection.
Invisible after installation.
White or black finish.

Bianco / White
GBIC01

Nero / Black
GBIC02

Giunto flessibile per connessione elettrica.
Finitura in bianco o nero opaco.



Flexible joint for electrical connection.
White or matte black finish.

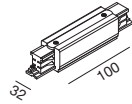
NEW

Bianco / White
GBIC21

Nero / Black
GBIC22

ACCESSORI BINARIO PER PROIETTORI TRACK ACCESSORIES FOR PROJECTORS

Giunto lineare per connessione elettrica e meccanica.
Possibilità di utilizzo come testata di alimentazione.
Finitura in bianco o nero.

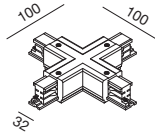


Linear joint for electrical and mechanical connection.
Can be used as a power supply head.
White or black finish.

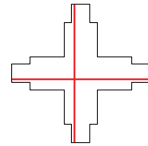
Bianco / White
GBIC03

Nero / Black
GBIC04

Giunto a X per connessione elettrica e meccanica.
Possibilità di utilizzo come testata di alimentazione.
Finitura in bianco o nero.



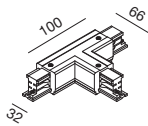
X-joint for electrical and mechanical connection.
Can be used as a power supply head.
White or black finish.



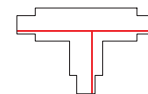
Bianco / White
GBIC05

Nero / Black
GBIC06

Giunto a T per connessione elettrica e meccanica connettore destro.
Possibilità di utilizzo come testata di alimentazione.
Finitura in bianco o nero.



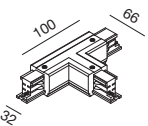
T-joint for electrical and mechanical connection right input.
Can be used as a power supply head.
White or black finish.



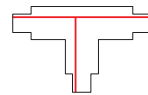
Bianco / White
GBIC07

Nero / Black
GBIC08

Giunto a T per connessione elettrica e meccanica connettore sinistro.
Possibilità di utilizzo come testata di alimentazione.
Finitura in bianco o nero.



T-joint for electrical and mechanical connection left input.
Can be used as a power supply head.
White or black finish.



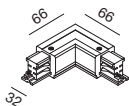
Bianco / White
GBIC17

Nero / Black
GBIC18

ACCESSORI BINARIO PER PROIETTORI

TRACK ACCESSORIES FOR PROJECTORS

Giunto a L per connessione elettrica e meccanica connettore destro. Possibilità di utilizzo come testata di alimentazione. Finitura in bianco o nero.



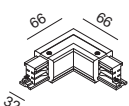
L- joint for electrical and mechanical connection right input. Can be used as a power supply head. White or black finish



Bianco / White
GBIC09

Nero / Black
GBIC10

Giunto a L per connessione elettrica e meccanica connettore sinistro. Possibilità di utilizzo come testata di alimentazione. Finitura in bianco o nero.



L- joint for electrical and mechanical connection left input. Can be used as a power supply head. White or black finish.



Bianco / White
GBIC19

Nero / Black
GBIC20

Kit sospensione dotato di 1 cavo in acciaio di 2 m e 1 bloccacavo a soffitto. Non include il cavo di alimentazione. Finitura in bianco o nero.

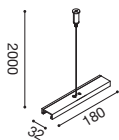


Suspension kit equipped with 1 2m steel cable and 1 ceiling cable clamp. Does not include the power cord. White or black finish.

Bianco / White
GBIS01

Nero / Black
GBIS02

Kit sospensione dotato di 1 staffa per unire 2 binari, di 1 cavo in acciaio di 2 m e 1 bloccacavo a soffitto. Non include il cavo di alimentazione. Finitura in bianco o nero.



Suspension kit with 1 bracket to join 2 tracks, 1 2 m steel cable and 1 ceiling cable clamp. Does not include the power cord. White or black finish.

Bianco / White
GBIS03

Nero / Black
GBIS04





**FARETTI INCASSO
RECESSED SPOTLIGHTS**

Faretto da incasso.
Struttura in alluminio.
Finitura in bianco satinato
o nero satinato.
Diffusore in metacrilato trasparente.
Modulo LED incluso.
Trasformatore incluso ma non
integrato.

Recessed spotlight.
Aluminium structure.
Sandy white or sandy black finish.
Transparent methacrylate diffuser.
LED module included.
Transformer included but not
integrated.

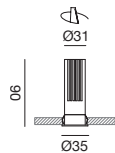


NEW

		IP20			
			100	0,0004	30.000
			180	0,0012	
			280	0,0015	

LED
10W | 220-240Vac
CRI >90

BEAM



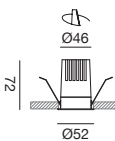
Bianco satinato / Sandy White
GFA1410C 3000K 900lm
GFA1410N 4000K 950lm



Nero satinato / Sandy Black
GFA1411C 3000K 900lm

LED
12W | 220-240Vac
CRI >90

BEAM



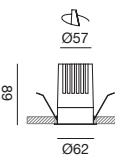
Bianco satinato / Sandy White
GFA1412C 3000K 1350lm
GFA1412N 4000K 1370lm



Nero satinato / Sandy Black
GFA1413C 3000K 1350lm

LED
18W | 220-240Vac
CRI >90

BEAM



Bianco satinato / Sandy White
GFA1414C 3000K 1900lm
GFA1414N 4000K 2000lm



Nero satinato / Sandy Black
GFA1415C 3000K 1900lm

DRIVER Misure alimentatore (susceptibili di variazioni)
Measures power supply (measures could have variations)
10W 85x20x16,5 mm | 12W 96x36x24 mm | 18W 113x37x26,5 mm



Faretto da incasso IP44.
 Struttura in alluminio.
 Finitura in bianco satinato
 o nero satinato.
 Diffusore in metacrilato trasparente.
 Possono essere installati in bagno.
 Modulo LED incluso.
 Trasformatore incluso ma non
 integrato.

IP44 recessed spotlight.
 Aluminium structure.
 Sandy white or sandy black finish.
 Transparent methacrylate diffuser.
 Suitable for installation in bathrooms.
 LED module included.
 Transformer included but not
 integrated.

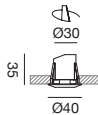


NEW



LED
 2,1W | 220-240Vac
 CRI >90

BEAM



Bianco satinato / Sandy White
GES2060C 3000K 179lm
GES2060N 4000K 189lm



Nero satinato / Sandy Black
GES2061C 3000K 179lm



Faretto ad incasso orientabile.
Struttura in alluminio.
Finiture in bianco satinato
o nero satinato.
Modulo LED e trasformatore incluso
ma non integrato.

Adjustable recessed spotlights.
Aluminum structure.
Satin white or satin black finish.
Led module and transformer
included but not integrated.

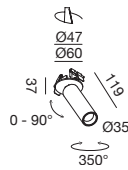


NEW



LED
7W | 220-240Vac
CRI >90

BEAM



Bianco / White

GFA1480H 2700K 509lm
GFA1480C 3000K 522lm

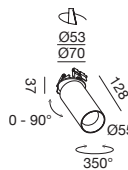


Nero / Black

GFA1481H 2700K 500lm
GFA1481C 3000K 512lm

LED
12W | 220-240Vac
CRI >90

BEAM



Bianco / White

GFA1482H 2700K 1022lm
GFA1482C 3000K 1051lm




Nero / Black

GFA1483H 2700K 1009lm
GFA1483C 3000K 1031lm



Faretto ad incasso in gesso.
 Finitura in bianco.
 Modulo LED incluso.
 Trasformatore incluso
 ma non integrato.

Recessed plaster spotlight.
 White finish.
 LED module included.
 Included but not integrated
 transformer.

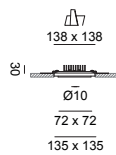


NEW



LED
 11W | 220-240Vac
 CRI >80

BEAM



Bianco / White

GFA1400 3000K 813lm



Faretto ad incasso.
 Struttura in alluminio.
 Finitura in bianco opaco
 o nero opaco.
 Diffusore con ottica antiabbaglio.
 Modulo LED incluso.
 Trasformatore incluso
 ma non integrato.
 Garanzia 3 anni.

Recessed spotlight.
 Aluminum body.
 Matt white or
 matt black finish.
 Anti-glare diffuser.
 LED module included.
 Included but not integrated
 transformer.
 3 years warranty.



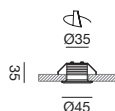
65 0,0003 50.000

LED CREE
 3W | 220-240Vac
 CRI >80

BEAM



38°



Bianco opaco / Matt White

GFA1080C 3000K 230lm
GFA1080N 4000K 250lm



Nero opaco / Matt Black

GFA1081C 3000K 230lm
GFA1081N 4000K 250lm

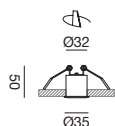
Faretto ad incasso.
Struttura in alluminio.
Finitura in bianco opaco
o nero opaco.
Diffusore con ottica antiabbaglio.
Modulo LED incluso.
Trasformatore incluso
ma non integrato.
Garanzia 3 anni.

Recessed spotlight.
Aluminum body.
Matt white or
matt black finish.
Anti-glare diffuser.
LED module included.
Included but not integrated
transformer.
3 years warranty.



LED CREE
3W | 220-240Vac
CRI >80

BEAM



Bianco opaco / Matt White

GFA1090C 3000K 230lm
GFA1090N 4000K 250lm

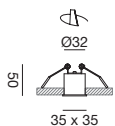


Nero opaco / Matt Black

GFA1091C 3000K 230lm
GFA1091N 4000K 250lm

LED CREE
3W | 220-240Vac
CRI >80

BEAM



Bianco opaco / Matt White

GFA1092C 3000K 230lm
GFA1092N 4000K 250lm



Nero opaco / Matt Black

GFA1093C 3000K 230lm
GFA1093N 4000K 250lm

DRIVER Misure alimentatore (susceptibili di variazioni)
Measures power supply (measures could have variations)
46x23x21 mm





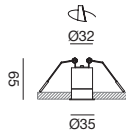
Faretto ad incasso.
 Struttura in alluminio.
 Finitura in bianco opaco
 o nero opaco.
 Diffusore con ottica rietrata
 antiabbaglio.
 Modulo LED incluso.
 Trasformatore incluso
 ma non integrato.
 Garanzia 3 anni.

Recessed spotlight.
 Aluminum body.
 Matt white or matt black finish.
 Anti-glare recessed diffuser.
 LED module included.
 Included but not integrated
 transformer.
 3 years warranty.



LED CREE
 3W | 220-240Vac
 CRI >80

BEAM



Bianco opaco / Matt White

GFA1100C 3000K 230lm
GFA1100N 4000K 250lm



Nero opaco / Matt Black

GFA1101C 3000K 230lm
GFA1101N 4000K 250lm

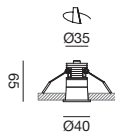
Faretto ad incasso.
 Struttura in alluminio.
 Finitura in bianco opaco,
 nero opaco o oro rosa.
 Diffusore con ottica rietrata
 antiabbaglio.
 Modulo LED incluso.
 Trasformatore incluso
 ma non integrato.
 Garanzia 3 anni.

Recessed spotlight.
 Aluminum body.
 Matt white, matt black
 or rose gold finish.
 Anti-glare recessed diffuser.
 LED module included.
 Included but not integrated
 transformer.
 3 years warranty.



LED CREE
 5W | 220-240Vac
 CRI >80

BEAM



Bianco opaco / Matt White
GFA1110C 3000K 400lm
GFA1110N 4000K 430lm



Nero opaco / Matt Black
GFA1111C 3000K 400lm
GFA1111N 4000K 430lm



Oro rosa / Rose Gold
GFA1112C 3000K 400lm
GFA1112N 4000K 430lm

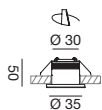
Faretto da incasso a molle.
Struttura e dissipatore
in alluminio.
Finitura in bianco opaco o nichel.
Modulo LED CREE incluso.
Trasformatore incluso
ma non integrato.
3 anni di garanzia.

Recessed spotlight with spring.
Structure and heatsink
in aluminum.
Matt white or nickel finish.
CREE LED module included.
Included but not i
ntegrated transformer.
3 years warranty.



LED CREE
3W | 220-240Vac
CRI >80

BEAM



Nichel / Nickel

GFA900C 3000K 170lm
GFA900N 4000K 180lm

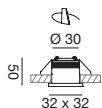


Bianco opaco / Matt White

GFA901C 3000K 170lm
GFA901N 4000K 180lm

LED CREE
3W | 220-240Vac
CRI >80

BEAM



Nichel / Nickel

GFA902C 3000K 170lm
GFA902N 4000K 180lm




Bianco opaco / Matt White

GFA903C 3000K 170lm
GFA903N 4000K 180lm

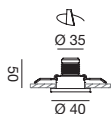
Faretto da incasso regolabile.
 Struttura e dissipatore in alluminio.
 Finitura in bianco opaco.
 Modulo LED CREE incluso.
 Trasformatore incluso
 ma non integrato.
 3 anni di garanzia.

Adjustable recessed spotlight.
 Structure and heatsink
 in aluminum.
 Matt white finish.
 CREE LED module included.
 Included but
 not integrated transformer.
 3 years warranty.



LED CREE
 3W | 220-240Vac
 CRI >80

BEAM



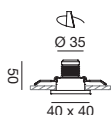
Bianco opaco / Matt White

GFA880C 3000K 170lm

GFA880N 4000K 180lm

LED CREE
 3W | 220-240Vac
 CRI >80

BEAM



Bianco opaco / Matt White

GFA890C 3000K 170lm

GFA890N 4000K 180lm

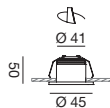
Faretto da incasso.
 Struttura e dissipatore in alluminio.
 Finitura in bianco opaco.
 Diffusore in vetro trasparente.
 Modulo LED CREE incluso.
 Trasformatore incluso
 ma non integrato.
 3 anni di garanzia.

Adjustable recessed spotlight.
 Structure and heatsink in aluminum.
 Matt white finish.
 Diffuser in transparent glass.
 CREE LED module included.
 Included but
 not integrated transformer.
 3 years warranty.



LED CREE
 4W | 220-240Vac
 CRI >80

BEAM

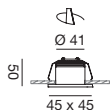


Bianco opaco / Matt White

GFA850C 3000K 320lm
GFA850N 4000K 340lm

LED CREE
 4W | 220-240Vac
 CRI >80

BEAM



Bianco opaco / Matt White

GFA851C 3000K 320lm
GFA851N 4000K 340lm

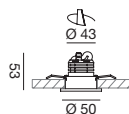
Faretto da incasso.
Struttura e dissipatore in alluminio.
Finitura in bianco opaco.
Diffusore in vetro trasparente.
Modulo LED incluso.
Trasformatore incluso
ma non integrato.
3 anni di garanzia.

Recessed spotlight.
Structure and heatsink in aluminum.
Matt white finish.
Diffuser in transparent glass.
CREE LED module included.
Included but
not integrated transformer.
3 years warranty.



LED CREE
5W | 220-240Vac
CRI >80

BEAM

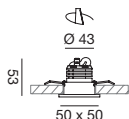


Bianco opaco / Matt White

GFA770C 3000K 350lm
GFA770N 4000K 370lm

LED CREE
5W | 220-240Vac
CRI >80

BEAM




Bianco opaco / Matt White

GFA771C 3000K 350lm
GFA771N 4000K 370lm

DRIVER Misure alimentatore (susceptibili di variazioni)
Measures power supply (measures could have variations)
58x28x21 mm

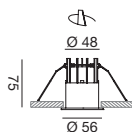
Faretti da incasso.
Struttura e dissipatore in alluminio.
Finitura in bianco opaco
o nero opaco.
Modulo LED CREE incluso.
Trasformatore incluso
ma non integrato.
3 anni di garanzia.

Recessed spotlights.
Structure and heatsink
in aluminum.
Matt white or matt black finish.
CREE LED module included.
Included but
not integrated transformer.
3 years warranty.



LED CREE
8W | 220-240Vac
CRI >80

BEAM



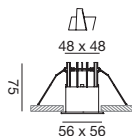
Bianco opaco / Matt White
GFA950C 3000K 600lm
GFA950N 4000K 656lm



Nero opaco / Matt Black
GFA960C 3000K 600lm
GFA960N 4000K 656lm

LED CREE
8W | 220-240Vac
CRI >80

BEAM



Bianco opaco / Matt White
GFA951C 3000K 600lm
GFA951N 4000K 656lm

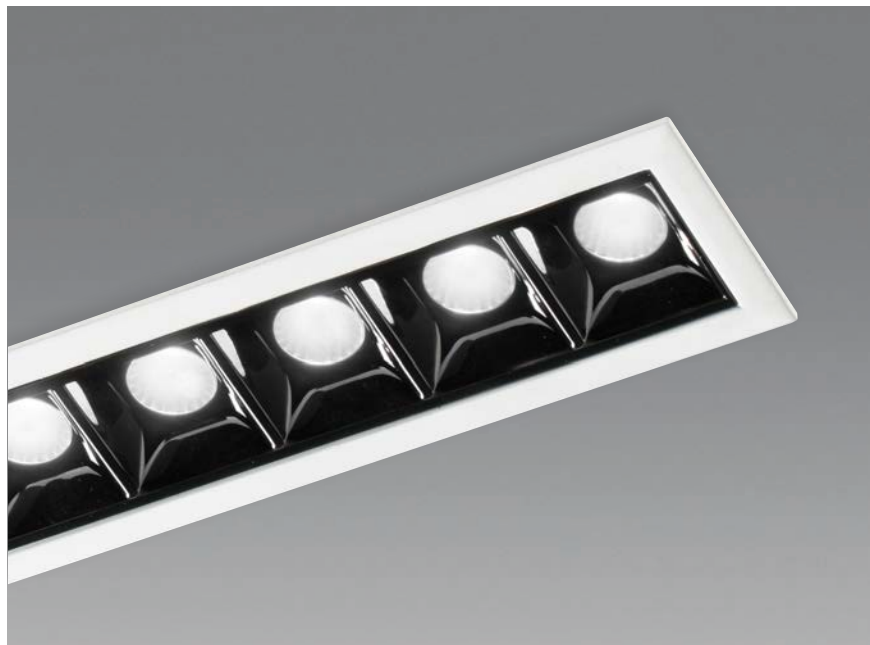


Nero opaco / Matt Black
GFA961C 3000K 600lm
GFA961N 4000K 656lm



Faretto ad incasso con
2, 5, 10 o 15 punti luce.
Struttura in alluminio.
Finitura in bianco con
cover antiabbaglio in nero lucido.
Diffusore con ottica antiabbaglio.
Modulo LED incluso.
Trasformatore incluso
ma non integrato.

Recessed spotlight with
2, 5, 10 or 15 spots.
Aluminum body.
White finish with
gloss black anti-glare cover.
Anti-glare diffuser.
LED module included.
Included but not integrated
transformer.



		IP20			
130	0,00049	50.000			
350	0,0009				
520	0,0015				
720	0,0021				

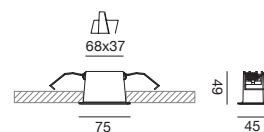
LED
4W | 220-240Vac
CRI >80

BEAM



NEW

Bianco e Nero / White and Black
GFA1123C 3000K 320lm

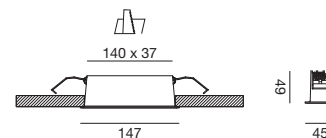


LED
10W | 220-240Vac
CRI >80

BEAM



Bianco e Nero / White and Black
GFA1120C 3000K 800lm
GFA1120N 4000K 830lm

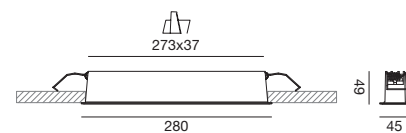


LED
20W | 220-240Vac
CRI >80

BEAM



Bianco e Nero / White and Black
GFA1121C 3000K 1600lm
GFA1121N 4000K 1650lm



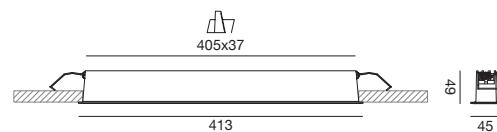
LED
30W | 220-240Vac
CRI >80

BEAM



NEW

Bianco e Nero / White and Black
GFA1122C 3000K 2400lm



DRIVER Misure alimentatore (susceptibili di variazioni)
Measures power supply (measures could have variations)
2W 84x21x17 mm | 10W -20W 91x35x25 mm | 30W 120x42x26 mm



Faretto ad incasso a scomparsa con
5, 10 o 15 punti luce.
Struttura in alluminio.
Finitura in bianco opaco con cover
antiabbaglio in nero lucido.
Diffusore con ottica antiabbaglio.
Modulo LED incluso.
Trasformatore incluso
ma non integrato.
Garanzia 3 anni.

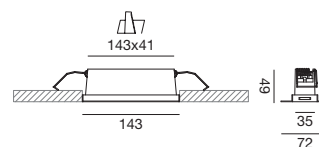
Invisible recessed spotlight
with 5, 10 or 15 spots.
Aluminum body.
Matt white finish with
gloss black anti-glare cover.
Anti-glare diffuser.
LED module included.
Included but not integrated
transformer.
3 years warranty.

		IP20			
			350	0,0012	50.000
			670	0,0019	
			910	0,0028	



LED
10W | 220-240Vac
CRI >80

BEAM

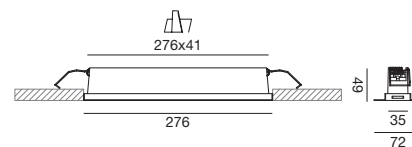


Bianco e Nero / White and Black

GFA1130C 3000K 800lm
GFA1130N 4000K 830lm

LED
20W | 220-240Vac
CRI >80

BEAM

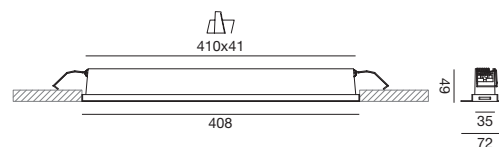


Bianco e Nero / White and Black

GFA1131C 3000K 1600lm
GFA1131N 4000K 1650lm

LED
30W | 220-240Vac
CRI >80

BEAM



NEW

Bianco e Nero / White and Black

GFA1132C 3000K 2400lm



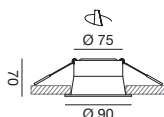
Faretto ad incasso.
 Struttura in alluminio.
 Finitura in bianco satinato
 o nero satinato.
 Diffusore trasparente.
 Modulo LED e trasformatore inclusi.
 5 anni di garanzia.

Recessed spotlight.
 Aluminum structure.
 Sandy white and sandy black finish.
 Clear diffuser.
 LED module and
 transformer included.
 5 years warranty.



LED
 8W | 220-240Vac
 CRI >90

BEAM




Bianco satinato / Sandy White
GFA1000C 3000K 596lm



Nero satinato / Sandy Black
GFA1001C 3000K 596lm

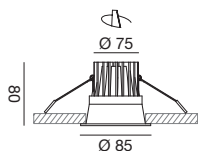
Faretto ad incasso.
 Struttura in alluminio.
 Finitura bianco satinato esterno /
 bianco satinato interno
 o bianco satinato esterno / nero
 satinato interno.
 Dissipatore in alluminio.
 Diffusore opale.
 Modulo LED
 e trasformatore incluso.
 5 anni di garanzia.

Recessed spotlight.
 Aluminum structure.
 Available finishes: sandy white on
 the outside / sandy white on the
 inside or sandy white on the outside
 and sandy black on the inside.
 Aluminum heatsink.
 Opal diffuser.
 LED module
 and transformer included.
 5 years warranty.



LED
 10W | 220-240Vac
 CRI >90

BEAM



Bianco satinato - Nero satinato /
 Sandy White - Sandy Black

GFA1010C 3000K 820lm

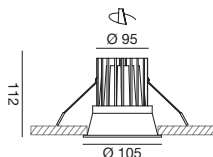


Bianco satinato /
 Sandy White

GFA1020C 3000K 820lm

LED
 20W | 220-240Vac
 CRI >90

BEAM



Bianco satinato - Nero satinato /
 Sandy White - Sandy Black

GFA1011C 3000K 1640lm



Bianco satinato /
 Sandy White

GFA1021C 3000K 1640lm

DRIVER Misure alimentatore (susceptibili di variazioni)
 Measures power supply (measures could have variations)
 10W: 88x39x22 mm - 20W: 115x45x29 mm

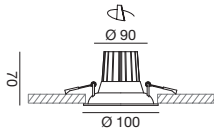
Faretto ad incasso.
 Struttura e dissipatore in alluminio.
 Finitura in bianco satinato
 o nero satinato.
 Diffusore trasparente.
 Modulo LED
 e trasformatore incluso.
 5 anni di garanzia.

Recessed spotlight.
 Structure and heatsink in aluminum.
 Sandy white or sandy black finish.
 Clear diffuser.
 LED module
 and transformer included.
 5 years warranty.



LED
 8W | 220-240Vac
 CRI >90

BEAM



Bianco satinato / Sandy White

GFA1030C 3000K 465lm
GFA1030N 4000K 510lm



Nero satinato / Sandy Black

GFA1031C 3000K 465lm
GFA1031N 4000K 510lm



Faretto ad incasso orientabile.
 Struttura e dissipatore in alluminio.
 Finitura in bianco satinato.
 Diffusore trasparente.
 Modulo LED
 e trasformatore incluso.
 5 anni di garanzia.

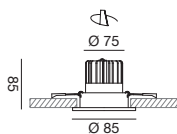
Adjustable recessed spotlight.
 Structure and heatsink in aluminum.
 Sandy white finish.
 Clear diffuser.
 LED module
 and transformer included.
 5 years warranty.



		IP20			
			320	0,001	30.000
			480	0,0019	
			610	0,0035	

LED
 8W | 220-240Vac
 CRI >90

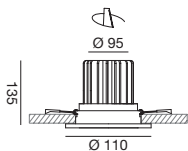
BEAM



Bianco satinato / Sandy White
GFA1040C 3000K 600lm

LED
 16W | 220-240Vac
 CRI >90

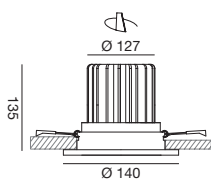
BEAM



Bianco satinato / Sandy White
GFA1041C 3000K 1467lm

LED
 25W | 220-240Vac
 CRI >90

BEAM



Bianco satinato / Sandy White
GFA1042C 3000K 2100lm

DRIVER Misure alimentatore (susceptibili di variazioni)
 Measures power supply (measures could have variations)
 8W 88x39x22 mm | 16W 115x45x29 mm | 25W 108x68x32 mm



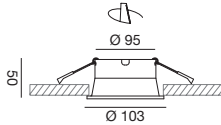
Faretto ad incasso.
 Struttura in alluminio.
 Finitura in bianco satinato.
 Dissipatore in alluminio.
 Diffusore opale.
 Modulo LED e trasformatore inclusi.
 5 anni di garanzia.

Recessed spotlight.
 Aluminum structure.
 Sandy white finish.
 Aluminum heatsink.
 Opal diffuser.
 LED module
 and transformer included.
 5 years warranty.



LED
 10W | 220-240Vac
 CRI >80

BEAM



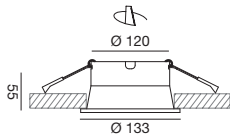
Bianco satinato / Sandy White

GFA1050C 3000K 660lm

GFA1050N 4000K 700lm

LED
 16W | 220-240Vac
 CRI >80

BEAM



Bianco satinato / Sandy White

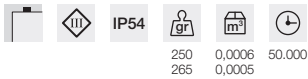
GFA1051C 3000K 1056lm

GFA1051N 4000K 1120lm



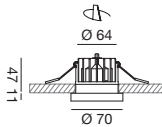
Faretto ad incasso.
Struttura in alluminio.
Finitura in bianco o nero.
Diffusore trasparente.
Modulo LED e trasformatore inclusi.
5 anni di garanzia.

Recessed spotlight.
Aluminum structure.
White and black finish.
Clear diffuser.
LED module
and transformer included.
5 years warranty.



LED CREE
9W | 220-240Vac
CRI >90

BEAM



Bianco / White

GFA301 3000K 700lm

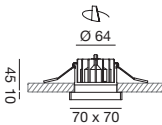


Nero / Black

GFA302 3000K 650lm

LED CREE
9W | 220-240Vac
CRI >90

BEAM



Bianco / White

GFA303 3000K 700lm

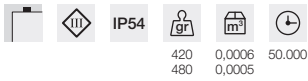


Nero / Black

GFA304 3000K 650lm

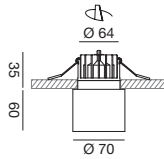
Faretto ad incasso.
 Struttura in alluminio.
 Finitura in bianco o nero.
 Diffusore trasparente.
 Modulo LED e trasformatore inclusi.
 5 anni di garanzia.

Recessed spotlight.
 Aluminum structure.
 White and black finish.
 Clear diffuser.
 LED module
 and trasformer included.
 5 years warranty.



LED CREE
 9W | 220-240Vac
 CRI >90

BEAM



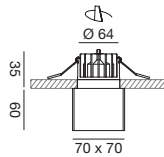
Bianco / White
GFA361 3000K 550lm



Nero / Black
GFA362 3000K 400lm

LED CREE
 9W | 220-240Vac
 CRI >90

BEAM



Bianco / White
GFA363 3000K 550lm



Nero / Black
GFA364 3000K 400lm

DRIVER Misure alimentatore (susceptibili di variazioni)
 Measures power supply (measures could have variations)
 100x38x22 mm

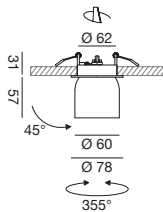
Faretto ad incasso orientabile.
 Struttura in alluminio.
 Finitura in bianco o nero.
 Diffusore trasparente.
 Modulo LED e trasformatore inclusi.
 5 anni di garanzia.

Adjustable recessed spotlight.
 Aluminum structure.
 White and black finish.
 Clear diffuser.
 LED module
 and transformer included.
 5 years warranty.



LED CREE
 9W | 220-240Vac
 CRI >90

BEAM



Bianco / White

GFA441 3000K 680lm



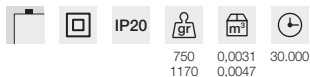
Nero / Black

GFA442 3000K 680lm



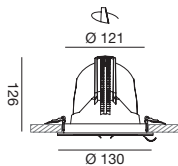
Faretto da incasso regolabile.
 Struttura e dissipatore in alluminio.
 Finitura in bianco opaco.
 Diffusore in vetro trasparente.
 Modulo LED CREE incluso.
 Trasformatore incluso
 ma non integrato.
 3 anni di garanzia.

Adjustable recessed spotlight.
 Structure and heatsink
 in aluminum.
 Matt white finish.
 Diffuser in clear glass.
 CREE LED module included.
 Included but
 not integrated transformer.
 3 years warranty.



LED CREE
 20W | 220-240Vac
 CRI >80

BEAM

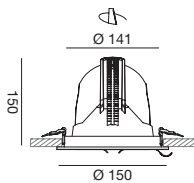


Bianco opaco / Matt White

GFA910C 3000K 1600lm
GFA910N 4000K 1700lm

LED CREE
 40W | 220-240Vac
 CRI >80

BEAM




Bianco opaco / Matt White

GFA911C 3000K 3200lm
GFA911N 4000K 3400lm



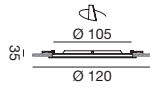
Faretto da incasso rotondo.
Struttura in materiale termoplastico.
Finitura in bianco opaco.
Diffusore in plastica antiabbaglio.
Modulo LED incluso.

Round recessed spotlight.
Structure in thermoplastic material.
Matt white finish.
Anti-glare plastic diffuser.
LED module included.



LED CREE
6W | 220-240Vac
CRI >80

BEAM

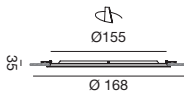


Bianco opaco / Matt White

GFA750C 3000K 390lm
GFA750N 4000K 420lm

LED CREE
12W | 220-240Vac
CRI >80

BEAM

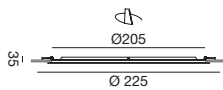


Bianco opaco / Matt White

GFA751C 3000K 900lm
GFA751N 4000K 960lm

LED CREE
18W | 220-240Vac
CRI >80

BEAM



Bianco opaco / Matt White

GFA752C 3000K 1530lm
GFA752N 4000K 1620lm

Faretto da incasso quadrato.
Struttura in materiale termoplastico.
Finitura in bianco opaco.
Diffusore in plastica antiabbaglio.
Modulo LED incluso.

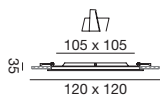
Square recessed spotlight.
Structure in thermoplastic material.
Matt white finish.
Anti-glare plastic diffuser.
LED module included.



190	0,0007	35.000			
320	0,0012				
525	0,0020				

LED CREE
6W | 220-240Vac
CRI >80

BEAM

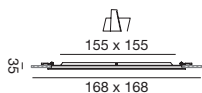


Bianco opaco / Matt White

GFA753C 3000K 370lm
GFA753N 4000K 420lm

LED CREE
12W | 220-240Vac
CRI >80

BEAM

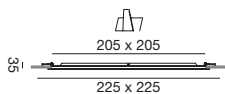


Bianco opaco / Matt White

GFA754C 3000K 855lm
GFA754N 4000K 912lm

LED CREE
18W | 220-240Vac
CRI >80

BEAM



Bianco opaco / Matt White

GFA755C 3000K 1455lm
GFA755N 4000K 1540lm

Faretto ad incasso orientabile.
Struttura in alluminio.
Finitura in bianco satinato
o nero satinato.

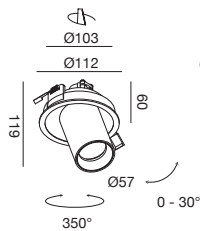
Swivelling recessed spotlight.
Aluminium structure.
Sandy white or sandy black finish.

NEW



GU10
max 1 x 35W
220-240Vac

Lampadine non incluse
Bulbs not included



Bianco satinato / Sandy White
GFA1380 1 x GU10



Nero satinato / Sandy Black
GFA1381 1 x GU10

LAMPADINE UTILIZZABILI
AVAILABLE BULBS

Vedi pagina / see page
475

GU10	BEAM	CODE	POWER	CCT	FLUX	CRI
		GLA241C	5W	3000K	420lm	>80
		GLA241N	5W	4000K	430lm	>80
		GLA243C	7W	3000K	590lm	>80
		GLA243N	7W	4000K	610lm	>80
		GLA242C	5W	3000K	410lm	>80
		GLA242N	5W	4000K	420lm	>80
		GLA244C	7W	3000K	550lm	>80
		GLA244N	7W	4000K	560lm	>80
		GLA350C	9W	3000K	900lm	>80
		GLA350N	9W	4000K	950lm	>80



Faretto ad incasso orientabile.
Struttura in alluminio.
Finitura in bianco satinato
o nero satinato.

Swivelling recessed spotlight.
Aluminium structure.
Sandy white or sandy black finish.

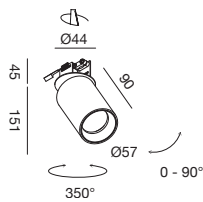


NEW



GU10
max 1 x 35W
220-240Vac

Lampadine non incluse
Bulbs not included



Bianco satinato / Sandy White
GFA1390 1 x GU10



Nero satinato / Sandy Black
GFA1391 1 x GU10

LAMPADINE UTILIZZABILI
AVAILABLE BULBS

Vedi pagina / see page
475

GU10	BEAM	CODE	POWER	CCT	FLUX	CRI
		GLA241C	5W	3000K	420lm	>80
		GLA241N	5W	4000K	430lm	>80
		GLA243C	7W	3000K	590lm	>80
		GLA243N	7W	4000K	610lm	>80
		GLA242C	5W	3000K	410lm	>80
		GLA242N	5W	4000K	420lm	>80
		GLA244C	7W	3000K	550lm	>80
		GLA244N	7W	4000K	560lm	>80
		GLA350C	9W	3000K	900lm	>80
		GLA350N	9W	4000K	950lm	>80

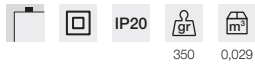


Faretto ad incasso orientabile.
Struttura in alluminio.
Finitura in bianco satinato
o nero satinato.

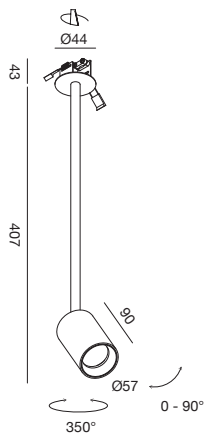
Swivelling recessed spotlight.
Aluminium structure.
Sandy white or sandy black finish.



NEW



GU10
max 1 x 35W
220-240Vac
Lampadine non incluse
Bulbs not included



Bianco satinato / Sandy White
GFA1392 1 x GU10



Nero satinato / Sandy Black
GFA1393 1 x GU10

LAMPADINE UTILIZZABILI
AVAILABLE BULBS

Vedi pagina / see page
475

GU10	BEAM	CODE	POWER	CCT	FLUX	CRI
		GLA241C	5W	3000K	420lm	>80
		GLA241N	5W	4000K	430lm	>80
		GLA243C	7W	3000K	590lm	>80
		GLA243N	7W	4000K	610lm	>80
		GLA242C	5W	3000K	410lm	>80
		GLA242N	5W	4000K	420lm	>80
		GLA244C	7W	3000K	550lm	>80
		GLA244N	7W	4000K	560lm	>80
		GLA350C	9W	3000K	900lm	>80
		GLA350N	9W	4000K	950lm	>80



Faretto ad incasso.
Struttura in alluminio.
Finitura in bianco opaco
o nero opaco.

Recessed spotlight.
Aluminum body.
Matt white or black finish.

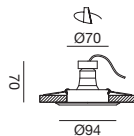


120 0,0004

GU10

max 1 x 50W
220-240Vac

Lampadine non incluse
Bulbs not included



Bianco opaco / Matt White
GFA1150 1 x GU10



Nero opaco / Matt Black
GFA1151 1 x GU10

LAMPADINE UTILIZZABILI
AVAILABLE BULBS

Vedi pagina / see page
475

GU10	BEAM	CODE	POWER	CCT	FLUX	CRI
		GLA241C	5W	3000K	420lm	>80
		GLA241N	5W	4000K	430lm	>80
		GLA243C	7W	3000K	590lm	>80
		GLA243N	7W	4000K	610lm	>80
		GLA242C	5W	3000K	410lm	>80
		GLA242N	5W	4000K	420lm	>80
		GLA244C	7W	3000K	550lm	>80
		GLA244N	7W	4000K	560lm	>80
		GLA350C	9W	3000K	900lm	>80
		GLA350N	9W	4000K	950lm	>80

Faretto ad incasso.
Struttura in alluminio.
Finitura in bianco opaco
o nero opaco.

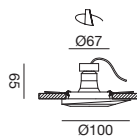
Recessed spotlight.
Aluminum body.
Matt white or black finish.



150 0,0003

GU10
max 1 x 50W
220-240Vac

Lampadine non incluse
Bulbs not included



Bianco opaco / Matt White
GFA1200 1 x GU10



Nero opaco / Matt Black
GFA1201 1 x GU10

LAMPADINE UTILIZZABILI
AVAILABLE BULBS

Vedi pagina / see page
475

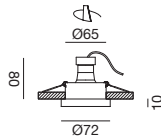
GU10	BEAM	CODE	POWER	CCT	FLUX	CRI
		GLA241C	5W	3000K	420lm	>80
		GLA241N	5W	4000K	430lm	>80
		GLA243C	7W	3000K	590lm	>80
		GLA243N	7W	4000K	610lm	>80
		GLA242C	5W	3000K	410lm	>80
		GLA242N	5W	4000K	420lm	>80
		GLA244C	7W	3000K	550lm	>80
		GLA244N	7W	4000K	560lm	>80
		GLA350C	9W	3000K	900lm	>80
		GLA350N	9W	4000K	950lm	>80

Faretto ad incasso
con ottica arretrata.
Struttura in alluminio.
Finitura in bianco opaco
o nero opaco.

Recessed spotlight
with recessed light.
Aluminum body.
Matt white or black finish.



GU10
max 1 x 50W
220-240Vac
Lampadine non incluse
Bulbs not included



Bianco opaco / Matt White
GFA1160 1 x GU10



Nero opaco / Matt Black
GFA1161 1 x GU10

LAMPADINE UTILIZZABILI
AVAILABLE BULBS

Vedi pagina / see page
475

GU10	BEAM	CODE	POWER	CCT	FLUX	CRI
		GLA241C	5W	3000K	420lm	>80
		GLA241N	5W	4000K	430lm	>80
		GLA243C	7W	3000K	590lm	>80
		GLA243N	7W	4000K	610lm	>80
		GLA242C	5W	3000K	410lm	>80
		GLA242N	5W	4000K	420lm	>80
		GLA244C	7W	3000K	550lm	>80
		GLA244N	7W	4000K	560lm	>80
		GLA350C	9W	3000K	900lm	>80
		GLA350N	9W	4000K	950lm	>80

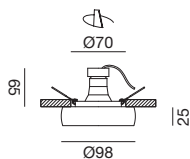
Faretto ad incasso
con ottica arretrata.
Struttura in alluminio.
Finitura in bianco opaco
o nero opaco.

Recessed spotlight
with recessed light.
Aluminum body.
Matt white or black finish.




GU10
max 1 x 50W
220-240Vac

Lampadine non incluse
Bulbs not included









Bianco opaco / Matt White
GFA1170 1 x GU10



Nero opaco / Matt Black
GFA1171 1 x GU10

LAMPADINE UTILIZZABILI
AVAILABLE BULBS

Vedi pagina / see page
475

GU10	BEAM	CODE	POWER	CCT	FLUX	CRI
		GLA241C	5W	3000K	420lm	>80
		GLA241N	5W	4000K	430lm	>80
		GLA243C	7W	3000K	590lm	>80
		GLA243N	7W	4000K	610lm	>80
		GLA242C	5W	3000K	410lm	>80
		GLA242N	5W	4000K	420lm	>80
		GLA244C	7W	3000K	550lm	>80
		GLA244N	7W	4000K	560lm	>80
		GLA350C	9W	3000K	900lm	>80
		GLA350N	9W	4000K	950lm	>80

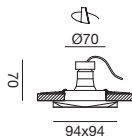
Faretto ad incasso.
Struttura in alluminio.
Finitura in bianco opaco
o nero opaco.

Recessed spotlight.
Aluminum body.
Matt white or black finish.



GU10
max 1 x 50W
220-240Vac

Lampadine non incluse
Bulbs not included



Bianco opaco / Matt White
GFA1180 1 x GU10



Nero opaco / Matt Black
GFA1181 1 x GU10


LAMPADINE UTILIZZABILI
AVAILABLE BULBS

Vedi pagina / see page
475

GU10	BEAM	CODE	POWER	CCT	FLUX	CRI
		GLA241C	5W	3000K	420lm	>80
		GLA241N	5W	4000K	430lm	>80
		GLA243C	7W	3000K	590lm	>80
		GLA243N	7W	4000K	610lm	>80
		GLA242C	5W	3000K	410lm	>80
		GLA242N	5W	4000K	420lm	>80
		GLA244C	7W	3000K	550lm	>80
		GLA244N	7W	4000K	560lm	>80
		GLA350C	9W	3000K	900lm	>80
		GLA350N	9W	4000K	950lm	>80

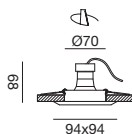
Faretto ad incasso.
Struttura in alluminio.
Finitura in bianco opaco
o nero opaco.

Recessed spotlight.
Aluminum body.
Matt white or black finish.



GU10
max 1 x 50W
220-240Vac

Lampadine non incluse
Bulbs not included



Bianco opaco / Matt White
GFA1190 1 x GU10



Nero opaco / Matt Black
GFA1191 1 x GU10

LAMPADINE UTILIZZABILI
AVAILABLE BULBS

Vedi pagina / see page
475

GU10	BEAM	CODE	POWER	CCT	FLUX	CRI
		GLA241C	5W	3000K	420lm	>80
		GLA241N	5W	4000K	430lm	>80
		GLA243C	7W	3000K	590lm	>80
		GLA243N	7W	4000K	610lm	>80
		GLA242C	5W	3000K	410lm	>80
		GLA242N	5W	4000K	420lm	>80
		GLA244C	7W	3000K	550lm	>80
		GLA244N	7W	4000K	560lm	>80
		GLA350C	9W	3000K	900lm	>80
		GLA350N	9W	4000K	950lm	>80

Faretto ad incasso con illuminazione diretta ed indiretta.
Struttura in alluminio.
Diffusore in metacrilato satinato.
Finitura in bianco opaco o nero opaco.

Recessed spotlight with direct and indirect lighting.
Aluminum body.
Satin methacrylate diffuser.
Matt white or black finish.

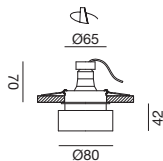


GU10

max 1 x 50W
220-240Vac

Lampadine non incluse
Bulbs not included

Biemissione
Double Emission



Bianco opaco / Matt White
GFA1210 1 x GU10



Nero opaco / Matt Black
GFA1211 1 x GU10

LAMPADINE UTILIZZABILI
AVAILABLE BULBS

Vedi pagina / see page
475

GU10	BEAM	CODE	POWER	CCT	FLUX	CRI
		GLA241C	5W	3000K	420lm	>80
		GLA241N	5W	4000K	430lm	>80
		GLA243C	7W	3000K	590lm	>80
		GLA243N	7W	4000K	610lm	>80
		GLA242C	5W	3000K	410lm	>80
		GLA242N	5W	4000K	420lm	>80
		GLA244C	7W	3000K	550lm	>80
		GLA244N	7W	4000K	560lm	>80
		GLA350C	9W	3000K	900lm	>80
		GLA350N	9W	4000K	950lm	>80



Faretto da incasso.
Struttura in alluminio.
Finitura in bianco opaco
o cromo lucido.

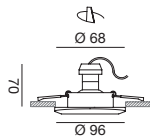
Recessed spotlight.
Aluminum structure.
Matt white or
polished chrome finish.



GU10

max 1 x 35W
220-240Vac

Lampadine non incluse
Bulbs not included









Bianco opaco / Matt White
GFA160 1 x GU10



Cromo lucido / Polished Chrome
GFA161 1 x GU10

LAMPADINE UTILIZZABILI
AVAILABLE BULBS

Vedi pagina / see page
475

GU10	BEAM	CODE	POWER	CCT	FLUX	CRI
		GLA241C	5W	3000K	420lm	>80
		GLA241N	5W	4000K	430lm	>80
		GLA243C	7W	3000K	590lm	>80
		GLA243N	7W	4000K	610lm	>80
		GLA242C	5W	3000K	410lm	>80
		GLA242N	5W	4000K	420lm	>80
		GLA244C	7W	3000K	550lm	>80
		GLA244N	7W	4000K	560lm	>80
		GLA350C	9W	3000K	900lm	>80
		GLA350N	9W	4000K	950lm	>80

Faretto da incasso.
Struttura in alluminio.
Finitura in bianco opaco
o cromo lucido.

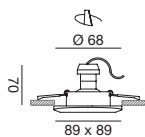
Recessed spotlight.
Aluminum structure.
Matt white or polished
chrome finish.



190 0,0005

GU10
max 1 x 35W
220-240Vac

Lampadine non incluse
Bulbs not included



Bianco opaco / Matt White
GFA162 1 x GU10



Cromo lucido / Polished Chrome
GFA163 1 x GU10

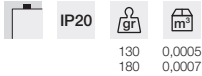
LAMPADINE UTILIZZABILI
AVAILABLE BULBS

Vedi pagina / see page
475

GU10	BEAM	CODE	POWER	CCT	FLUX	CRI
		GLA241C	5W	3000K	420lm	>80
		GLA241N	5W	4000K	430lm	>80
		GLA243C	7W	3000K	590lm	>80
		GLA243N	7W	4000K	610lm	>80
		GLA242C	5W	3000K	410lm	>80
		GLA242N	5W	4000K	420lm	>80
		GLA244C	7W	3000K	550lm	>80
		GLA244N	7W	4000K	560lm	>80
		GLA350C	9W	3000K	900lm	>80
		GLA350N	9W	4000K	950lm	>80

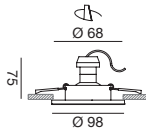
Faretto da incasso.
Struttura in alluminio.
Finitura in bianco opaco.

Recessed spotlight.
Aluminum structure.
Matt white finish.



GU10
max 1 x 35W
220-240Vac

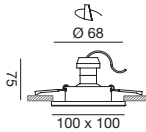
Lampadine non incluse
Bulbs not included



Bianco opaco / Matt White
GFA170 1 x GU10

GU10
max 1 x 35W
220-240Vac

Lampadine non incluse
Bulbs not included



Bianco opaco / Matt White
GFA171 1 x GU10

LAMPADINE UTILIZZABILI
AVAILABLE BULBS

Vedi pagina / see page
475

GU10	BEAM	CODE	POWER	CCT	FLUX	CRI
		GLA241C	5W	3000K	420lm	>80
		GLA241N	5W	4000K	430lm	>80
		GLA243C	7W	3000K	590lm	>80
		GLA243N	7W	4000K	610lm	>80
		GLA242C	5W	3000K	410lm	>80
		GLA242N	5W	4000K	420lm	>80
		GLA244C	7W	3000K	550lm	>80
		GLA244N	7W	4000K	560lm	>80
		GLA350C	9W	3000K	900lm	>80
		GLA350N	9W	4000K	950lm	>80

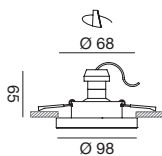
Faretto da incasso.
Struttura in alluminio.
Finitura in bianco opaco.

Recessed spotlight.
Aluminum structure.
Matt white finish.



GU10
max 1 x 35W
220-240Vac

Lampadine non incluse
Bulbs not included

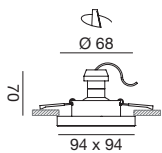


Bianco opaco / Matt White

GFA180 1 x GU10

GU10
max 1 x 35W
220-240Vac

Lampadine non incluse
Bulbs not included



Bianco opaco / Matt White

GFA181 1 x GU10

LAMPADINE UTILIZZABILI
AVAILABLE BULBS

Vedi pagina / see page
475

GU10	BEAM	CODE	POWER	CCT	FLUX	CRI
		GLA241C	5W	3000K	420lm	>80
		GLA241N	5W	4000K	430lm	>80
		GLA243C	7W	3000K	590lm	>80
		GLA243N	7W	4000K	610lm	>80
		GLA242C	5W	3000K	410lm	>80
		GLA242N	5W	4000K	420lm	>80
		GLA244C	7W	3000K	550lm	>80
		GLA244N	7W	4000K	560lm	>80
		GLA350C	9W	3000K	900lm	>80
		GLA350N	9W	4000K	950lm	>80

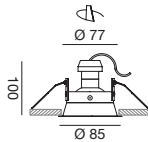
Faretto da incasso orientabile.
 Struttura in alluminio.
 Finitura in bianco opaco o
 nero opaco.

Adjustable recessed spotlight.
 Aluminum structure.
 Matt white or matt black finish.



GU10
 max 1x35W
 220-240Vac

Lampadine non incluse
 Bulbs not included



Bianco opaco / Matt White
GFA230 1 x GU10



Nero opaco / Matt Black
GFA231 1 x GU10

LAMPADINE UTILIZZABILI
 AVAILABLE BULBS

Vedi pagina / see page
 475

GU10	BEAM	CODE	POWER	CCT	FLUX	CRI
		GLA241C	5W	3000K	420lm	>80
		GLA241N	5W	4000K	430lm	>80
		GLA243C	7W	3000K	590lm	>80
		GLA243N	7W	4000K	610lm	>80
		GLA242C	5W	3000K	410lm	>80
		GLA242N	5W	4000K	420lm	>80
		GLA244C	7W	3000K	550lm	>80
		GLA244N	7W	4000K	560lm	>80
		GLA350C	9W	3000K	900lm	>80
		GLA350N	9W	4000K	950lm	>80

Faretto da incasso orientabile.
Struttura in alluminio.
Finitura in bianco opaco o
nero opaco.

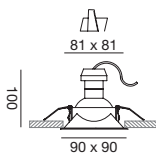
Adjustable recessed spotlight.
Aluminum structure.
Matt white or matt black finish.



GU10

max 1 x 35W
220-240Vac

Lampadine non incluse
Bulbs not included



Bianco opaco / Matt White
GFA240 1 x GU10



Nero opaco / Matt Black
GFA241 1 x GU10

LAMPADINE UTILIZZABILI
AVAILABLE BULBS

Vedi pagina / see page
475

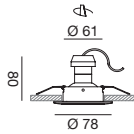
GU10	BEAM	CODE	POWER	CCT	FLUX	CRI
		GLA241C	5W	3000K	420lm	>80
		GLA241N	5W	4000K	430lm	>80
		GLA243C	7W	3000K	590lm	>80
		GLA243N	7W	4000K	610lm	>80
		GLA242C	5W	3000K	410lm	>80
		GLA242N	5W	4000K	420lm	>80
		GLA244C	7W	3000K	550lm	>80
		GLA244N	7W	4000K	560lm	>80
		GLA350C	9W	3000K	900lm	>80
		GLA350N	9W	4000K	950lm	>80

Faretto da incasso.
 Struttura in alluminio.
 Finitura in bianco opaco,
 nero opaco, alluminio spazzolato
 o grigio opaco.
 Diffusore in vetro satinato.

Recessed spotlight.
 Aluminum structure.
 Matt white, matt black,
 brushed aluminum or
 matt gray finish.
 Frosted glass diffuser.



GU10
 max 1 x 35W
 220-240Vac
 Lampadine non incluse
 Bulbs not included



Bianco opaco
 Matt White
GFA310 1 x GU10



Nero opaco
 Matt Black
GFA311 1 x GU10



Alluminio Spazzolato
 Brushed Aluminum
GFA312 1 x GU10



Grigio opaco
 Matt Gray
GFA313 1 x GU10

LAMPADINE UTILIZZABILI
 AVAILABLE BULBS

Vedi pagina / see page
 475

GU10	BEAM	CODE	POWER	CCT	FLUX	CRI
		GLA241C	5W	3000K	420lm	>80
		GLA241N	5W	4000K	430lm	>80
		GLA243C	7W	3000K	590lm	>80
		GLA243N	7W	4000K	610lm	>80
		GLA242C	5W	3000K	410lm	>80
		GLA242N	5W	4000K	420lm	>80
		GLA244C	7W	3000K	550lm	>80
		GLA244N	7W	4000K	560lm	>80
		GLA350C	9W	3000K	900lm	>80
		GLA350N	9W	4000K	950lm	>80

Faretto da incasso.
Struttura in alluminio.
Finitura in bianco opaco,
nero opaco
o alluminio spazzolato.

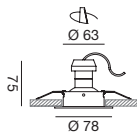
Recessed spotlight.
Aluminum structure.
Matt white, matt black
or brushed aluminum finish.



GU10

max 1 x 35W
220-240Vac

Lampadine non incluse
Bulbs not included



Alluminio Spazzolato
Brushed Aluminum

GFA220 1 x GU10



Bianco opaco
Matt White

GFA221 1 x GU10



Nero opaco
Matt Black

GFA222 1 x GU10

LAMPADINE UTILIZZABILI
AVAILABLE BULBS

Vedi pagina / see page
475

GU10	BEAM	CODE	POWER	CCT	FLUX	CRI
		GLA241C	5W	3000K	420lm	>80
		GLA241N	5W	4000K	430lm	>80
		GLA243C	7W	3000K	590lm	>80
		GLA243N	7W	4000K	610lm	>80
		GLA242C	5W	3000K	410lm	>80
		GLA242N	5W	4000K	420lm	>80
		GLA244C	7W	3000K	550lm	>80
		GLA244N	7W	4000K	560lm	>80
		GLA350C	9W	3000K	900lm	>80
		GLA350N	9W	4000K	950lm	>80

Faretto da incasso orientabile.
Struttura in alluminio.
Finitura in bianco opaco,
nero opaco
o alluminio spazzolato.

Adjustable recessed spotlight.
Aluminum structure.
Matt white, matt black
or brushed aluminum finish.

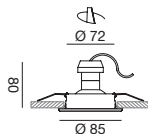


140 0,0004

GU10

max 1 x 35W
220-240Vac

Lampadine non incluse
Bulbs not included



Alluminio Spazzolato
Brushed Aluminum

GFA130 1 x GU10

Bianco opaco
Matt White

GFA131 1 x GU10

Nero opaco
Matt Black

GFA132 1 x GU10

LAMPADINE UTILIZZABILI
AVAILABLE BULBS

Vedi pagina / see page
475

GU10	BEAM	CODE	POWER	CCT	FLUX	CRI
		GLA241C	5W	3000K	420lm	>80
		GLA241N	5W	4000K	430lm	>80
		GLA243C	7W	3000K	590lm	>80
		GLA243N	7W	4000K	610lm	>80
		GLA242C	5W	3000K	410lm	>80
		GLA242N	5W	4000K	420lm	>80
		GLA244C	7W	3000K	550lm	>80
		GLA244N	7W	4000K	560lm	>80
		GLA350C	9W	3000K	900lm	>80
		GLA350N	9W	4000K	950lm	>80

Faretto da incasso orientabile.
Struttura in alluminio.
Finitura in bianco opaco,
nero opaco
o alluminio spazzolato.

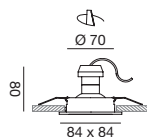
Adjustable recessed spotlight.
Aluminum structure.
Matt white, matt black
or brushed aluminum finish.



GU10

max 1 x 35W
220-240Vac

Lampadine non incluse
Bulbs not included



Alluminio Spazzolato
Brushed Aluminum

GFA050 1 x GU10



Bianco opaco
Matt White

GFA051 1 x GU10



Nero opaco
Matt Black

GFA052 1 x GU10

LAMPADINE UTILIZZABILI
AVAILABLE BULBS

Vedi pagina / see page
475

GU10	BEAM	CODE	POWER	CCT	FLUX	CRI
		GLA241C	5W	3000K	420lm	>80
		GLA241N	5W	4000K	430lm	>80
		GLA243C	7W	3000K	590lm	>80
		GLA243N	7W	4000K	610lm	>80
		GLA242C	5W	3000K	410lm	>80
		GLA242N	5W	4000K	420lm	>80
		GLA244C	7W	3000K	550lm	>80
		GLA244N	7W	4000K	560lm	>80
		GLA350C	9W	3000K	900lm	>80
		GLA350N	9W	4000K	950lm	>80

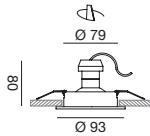
Faretto da incasso orientabile.
 Struttura in alluminio.
 Finitura in bianco opaco,
 nero opaco
 o alluminio spazzolato.

Adjustable recessed spotlight.
 Aluminum structure.
 Matt white, matt black
 or brushed aluminum finish.



GU10
 max 1 x 35W
 220-240Vac

Lampadine non incluse
 Bulbs not included



Alluminio Spazzolato
 Brushed Aluminum
GFA090 1 x GU10



Bianco opaco
 Matt White
GFA091 1 x GU10



Nero opaco
 Matt Black
GFA092 1 x GU10

LAMPADINE UTILIZZABILI
 AVAILABLE BULBS

Vedi pagina / see page
 475

GU10	BEAM	CODE	POWER	CCT	FLUX	CRI
		GLA241C	5W	3000K	420lm	>80
		GLA241N	5W	4000K	430lm	>80
		GLA243C	7W	3000K	590lm	>80
		GLA243N	7W	4000K	610lm	>80
		GLA242C	5W	3000K	410lm	>80
		GLA242N	5W	4000K	420lm	>80
		GLA244C	7W	3000K	550lm	>80
		GLA244N	7W	4000K	560lm	>80
		GLA350C	9W	3000K	900lm	>80
		GLA350N	9W	4000K	950lm	>80

Faretto da incasso orientabile.
Struttura in alluminio.
Finitura in bianco opaco,
nero opaco
o alluminio spazzolato.

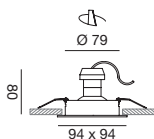
Adjustable recessed spotlight.
Aluminum structure.
Matt white, matt black
or brushed aluminum finish.



GU10

max 1 x 35W
220-240Vac

Lampadine non incluse
Bulbs not included



Alluminio Spazzolato
Brushed Aluminum

GFA040 1 x GU10



Bianco opaco
Matt White

GFA041 1 x GU10



Nero opaco
Matt Black

GFA042 1 x GU10

LAMPADINE UTILIZZABILI
AVAILABLE BULBS

Vedi pagina / see page
475

GU10	BEAM	CODE	POWER	CCT	FLUX	CRI
		GLA241C	5W	3000K	420lm	>80
		GLA241N	5W	4000K	430lm	>80
		GLA243C	7W	3000K	590lm	>80
		GLA243N	7W	4000K	610lm	>80
		GLA242C	5W	3000K	410lm	>80
		GLA242N	5W	4000K	420lm	>80
		GLA244C	7W	3000K	550lm	>80
		GLA244N	7W	4000K	560lm	>80
		GLA350C	9W	3000K	900lm	>80
		GLA350N	9W	4000K	950lm	>80

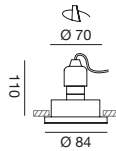
Faretto da incasso.
 Struttura in alluminio.
 Finitura in bianco lucido, cromo,
 nichel spazzolato o brunito.
 Diffusore in vetro satinato.
 Possono essere installati in bagno.

Recessed spotlight.
 Aluminum structure.
 Polished white, chrome,
 brushed nickel or antique brass.
 Frosted glass diffuser.
 For bathroom.



GU10
 max 1 x 35W
 220-240Vac

Lampadine non incluse
 Bulbs not included



Bianco lucido
 Polished White

GFA370 1 x GU10



Cromo
 Chrome

GFA371 1 x GU10



Nichel Spazzolato
 Brushed Nickel

GFA372 1 x GU10



Brunito
 Antique Brass

GFA373 1 x GU10

LAMPADINE UTILIZZABILI
 AVAILABLE BULBS

Vedi pagina / see page
 475

GU10	BEAM	CODE	POWER	CCT	FLUX	CRI
		GLA241C	5W	3000K	420lm	>80
		GLA241N	5W	4000K	430lm	>80
		GLA243C	7W	3000K	590lm	>80
		GLA243N	7W	4000K	610lm	>80
		GLA242C	5W	3000K	410lm	>80
		GLA242N	5W	4000K	420lm	>80
		GLA244C	7W	3000K	550lm	>80
		GLA244N	7W	4000K	560lm	>80
		GLA350C	9W	3000K	900lm	>80
		GLA350N	9W	4000K	950lm	>80

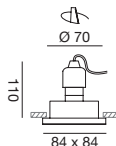
Faretto da incasso.
Struttura in alluminio.
Finitura in bianco lucido, cromo,
nichel spazzolato o brunito.
Diffusore in vetro satinato.
Possono essere installati in bagno.

Recessed spotlight.
Aluminum structure.
Polished white, chrome,
brushed nickel or antique brass.
Frosted glass diffuser.
For bathroom.



360 0,001

GU10

max 1 x 35W
220-240VacLampadine non incluse
Bulbs not includedBianco lucido
Polished White**GFA374** 1 x GU10Cromo
Chrome**GFA375** 1 x GU10Nichel Spazzolato
Brushed Nickel**GFA376** 1 x GU10Brunito
Antique Brass**GFA377** 1 x GU10LAMPADINE UTILIZZABILI
AVAILABLE BULBSVedi pagina / see page
475

GU10	BEAM	CODE	POWER	CCT	FLUX	CRI
		GLA241C	5W	3000K	420lm	>80
		GLA241N	5W	4000K	430lm	>80
		GLA243C	7W	3000K	590lm	>80
		GLA243N	7W	4000K	610lm	>80
		GLA242C	5W	3000K	410lm	>80
		GLA242N	5W	4000K	420lm	>80
		GLA244C	7W	3000K	550lm	>80
		GLA244N	7W	4000K	560lm	>80
		GLA350C	9W	3000K	900lm	>80
		GLA350N	9W	4000K	950lm	>80

Faretto da incasso.
Struttura in alluminio.
Finitura in bianco opaco
con inserimento di strass
di cristallo trasparente.

Recessed spotlight.
Aluminum structure.
Matt white finish with addition
of clear crystal strass.



GU10

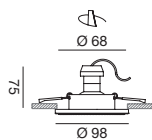
max 1 x 35W
220-240Vac

Lampadine non incluse
Bulbs not included



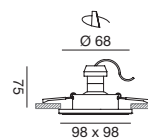
Bianco opaco e Strass
Matt White with Strass

GFA190 1 x GU10



Bianco opaco e Strass
Matt White with Strass

GFA191 1 x GU10



LAMPADINE UTILIZZABILI AVAILABLE BULBS

Vedi pagina / see page
475

GU10	BEAM	CODE	POWER	CCT	FLUX	CRI
		GLA241C	5W	3000K	420lm	>80
		GLA241N	5W	4000K	430lm	>80
		GLA243C	7W	3000K	590lm	>80
		GLA243N	7W	4000K	610lm	>80
		GLA242C	5W	3000K	410lm	>80
		GLA242N	5W	4000K	420lm	>80
		GLA244C	7W	3000K	550lm	>80
		GLA244N	7W	4000K	560lm	>80
		GLA350C	9W	3000K	900lm	>80
		GLA350N	9W	4000K	950lm	>80

Faretto da incasso.
 Montatura in metallo.
 Finitura in cromo.
 Diffusore in cristallo.

Recessed spotlight.
 Chrome metal structure.
 with clear glass.
 Crystal diffuser.



	IP20		
250	0,001		
260	0,001		
295	0,001		

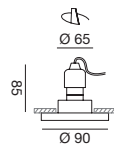
GU10
 max 1 x 35W
 220-240Vac

Lampadine non incluse
 Bulbs not included



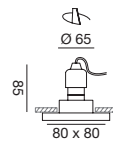
Cromo e Cristallo
 Chrome and Glass

GFA320 1 x GU10



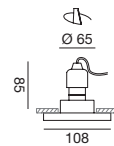
Cromo e Cristallo
 Chrome and Glass

GFA321 1 x GU10



Cromo e Cristallo
 Chrome and Glass

GFA322 1 x GU10



LAMPADINE UTILIZZABILI
 AVAILABLE BULBS

Vedi pagina / see page
 475

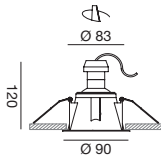
GU10	BEAM	CODE	POWER	CCT	FLUX	CRI
		GLA241C	5W	3000K	420lm	>80
		GLA241N	5W	4000K	430lm	>80
		GLA243C	7W	3000K	590lm	>80
		GLA243N	7W	4000K	610lm	>80
		GLA242C	5W	3000K	410lm	>80
		GLA242N	5W	4000K	420lm	>80
		GLA244C	7W	3000K	550lm	>80
		GLA244N	7W	4000K	560lm	>80
		GLA350C	9W	3000K	900lm	>80
		GLA350N	9W	4000K	950lm	>80

Faretto da incasso.
Struttura in alluminio bianco opaco.
Finitura in oro lucido, cromo o rame.

Recessed spotlight.
Matt white aluminum structure.
Shiny gold, chrome
or copper finish.



GU10
max 1 x 35W
220-240Vac
Lampadine non incluse
Bulbs not included



Cover Oro lucido
Shiny Gold cover
GFA620 1 x GU10



Cover Cromo
Chrome cover
GFA621 1 x GU10



Cover Rame
Copper cover
GFA622 1 x GU10

LAMPADINE UTILIZZABILI
AVAILABLE BULBS

Vedi pagina / see page
475

GU10	BEAM	CODE	POWER	CCT	FLUX	CRI
		GLA241C	5W	3000K	420lm	>80
		GLA241N	5W	4000K	430lm	>80
		GLA243C	7W	3000K	590lm	>80
		GLA243N	7W	4000K	610lm	>80
		GLA350C	9W	3000K	900lm	>80
		GLA350N	9W	4000K	950lm	>80

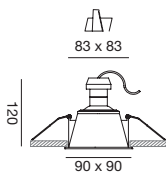
Faretto da incasso.
Struttura in alluminio bianco opaco.
Finitura in oro lucido, cromo o rame.

Recessed spotlight.
Matt white aluminum structure.
Shiny gold, chrome
or copper finish.



GU10
max 1 x 35W
220-240Vac

Lampadine non incluse
Bulbs not included



Cover Oro lucido
Shiny Gold cover

GFA623 1 x GU10



Cover Cromo
Chrome cover

GFA624 1 x GU10







Cover Rame
Copper cover

GFA625 1 x GU10

LAMPADINE UTILIZZABILI
AVAILABLE BULBS

Vedi pagina / see page
475

GU10	BEAM	CODE	POWER	CCT	FLUX	CRI
		GLA241C	5W	3000K	420lm	>80
		GLA241N	5W	4000K	430lm	>80
		GLA243C	7W	3000K	590lm	>80
		GLA243N	7W	4000K	610lm	>80
		GLA350C	9W	3000K	900lm	>80
		GLA350N	9W	4000K	950lm	>80

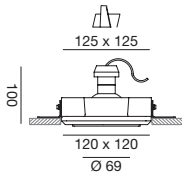
Faretto da incasso in gesso.
Finitura in nero lucido,
cromo o rame giallo.

Gypsum recessed spotlight.
Shiny gold, chrome or
yellow copper finish.



GU10
max 1 x 35W
220-240Vac

Lampadine non incluse
Bulbs not included



Cover Nero lucido
Shiny Black cover

GFA633 1 x GU10



Cover Cromo
Chrome cover

GFA634 1 x GU10



Cover Rame Giallo
Yellow Copper cover

GFA635 1 x GU10

LAMPADINE UTILIZZABILI
AVAILABLE BULBS

Vedi pagina / see page
475

GU10	BEAM	CODE	POWER	CCT	FLUX	CRI
		GLA241C	5W	3000K	420lm	>80
		GLA241N	5W	4000K	430lm	>80
		GLA243C	7W	3000K	590lm	>80
		GLA243N	7W	4000K	610lm	>80
		GLA242C	5W	3000K	410lm	>80
		GLA242N	5W	4000K	420lm	>80
		GLA244C	7W	3000K	550lm	>80
		GLA244N	7W	4000K	560lm	>80
		GLA350C	9W	3000K	900lm	>80
		GLA350N	9W	4000K	950lm	>80

Faretto da incasso in gesso.
Finitura in nero lucido,
cromo o rame giallo.

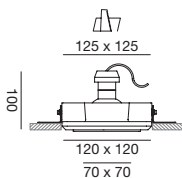
Gypsum recessed spotlight.
Shiny gold, chrome or
yellow copper finish.



GU10

max 1 x 35W
220-240Vac

Lampadine non incluse
Bulbs not included



Cover Nero lucido
Shiny Black cover

GFA630 1 x GU10



Cover Cromo
Chrome cover

GFA631 1 x GU10



Cover Rame Giallo
Yellow Copper cover

GFA632 1 x GU10

LAMPADINE UTILIZZABILI
AVAILABLE BULBS

Vedi pagina / see page
475

GU10	BEAM	CODE	POWER	CCT	FLUX	CRI
		GLA241C	5W	3000K	420lm	>80
		GLA241N	5W	4000K	430lm	>80
		GLA243C	7W	3000K	590lm	>80
		GLA243N	7W	4000K	610lm	>80
		GLA242C	5W	3000K	410lm	>80
		GLA242N	5W	4000K	420lm	>80
		GLA244C	7W	3000K	550lm	>80
		GLA244N	7W	4000K	560lm	>80
		GLA350C	9W	3000K	900lm	>80
		GLA350N	9W	4000K	950lm	>80

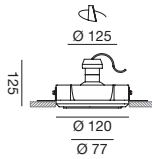
Faretto da incasso in gesso.
Finitura in nero lucido,
cromo o rame giallo.

Gypsum recessed spotlight.
Shiny gold, chrome or
yellow copper finish.



GU10
max 1 x 35W
220-240Vac

Lampadine non incluse
Bulbs not included



Cover Nero lucido
Shiny Black cover
GFA643 1 x GU10



Cover Cromo
Chrome cover
GFA644 1 x GU10



Cover Rame Giallo
Yellow Copper cover
GFA645 1 x GU10

LAMPADINE UTILIZZABILI
AVAILABLE BULBS

Vedi pagina / see page
475

GU10	BEAM	CODE	POWER	CCT	FLUX	CRI
		GLA241C	5W	3000K	420lm	>80
		GLA241N	5W	4000K	430lm	>80
		GLA243C	7W	3000K	590lm	>80
		GLA243N	7W	4000K	610lm	>80
		GLA242C	5W	3000K	410lm	>80
		GLA242N	5W	4000K	420lm	>80
		GLA244C	7W	3000K	550lm	>80
		GLA244N	7W	4000K	560lm	>80
		GLA350C	9W	3000K	900lm	>80
		GLA350N	9W	4000K	950lm	>80

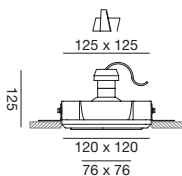
Faretto da incasso in gesso.
Finitura in nero lucido,
cromo o rame giallo.

Gypsum recessed spotlight.
Shiny gold, chrome or
yellow copper finish.



GU10
max 1 x 35W
220-240Vac

Lampadine non incluse
Bulbs not included



Cover Nero lucido
Shiny Black cover

GFA640 1 x GU10



Cover Cromo
Chrome cover

GFA641 1 x GU10



Cover Rame Giallo
Yellow Copper cover

GFA642 1 x GU10

LAMPADINE UTILIZZABILI AVAILABLE BULBS

Vedi pagina / see page
475

GU10	BEAM	CODE	POWER	CCT	FLUX	CRI
		GLA241C	5W	3000K	420lm	>80
		GLA241N	5W	4000K	430lm	>80
		GLA243C	7W	3000K	590lm	>80
		GLA243N	7W	4000K	610lm	>80
		GLA242C	5W	3000K	410lm	>80
		GLA242N	5W	4000K	420lm	>80
		GLA244C	7W	3000K	550lm	>80
		GLA244N	7W	4000K	560lm	>80
		GLA350C	9W	3000K	900lm	>80
		GLA350N	9W	4000K	950lm	>80

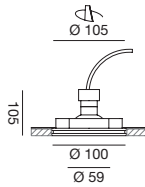
Faretto da incasso in gesso.
Finitura in bianco.

Gypsum recessed spotlight.
White finish.



GU10
max 1 x 35W
220-240Vac

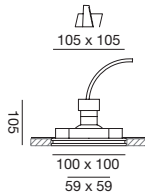
Lampadine non incluse
Bulbs not included



Bianco / White
GFA590 1 x GU10

GU10
max 1 x 35W
220-240Vac

Lampadine non incluse
Bulbs not included



Bianco / White
GFA591 1 x GU10

LAMPADINE UTILIZZABILI
AVAILABLE BULBS

Vedi pagina / see page
475

GU10	BEAM	CODE	POWER	CCT	FLUX	CRI
		GLA241C	5W	3000K	420lm	>80
		GLA241N	5W	4000K	430lm	>80
		GLA243C	7W	3000K	590lm	>80
		GLA243N	7W	4000K	610lm	>80
		GLA242C	5W	3000K	410lm	>80
		GLA242N	5W	4000K	420lm	>80
		GLA244C	7W	3000K	550lm	>80
		GLA244N	7W	4000K	560lm	>80
		GLA350C	9W	3000K	900lm	>80
		GLA350N	9W	4000K	950lm	>80



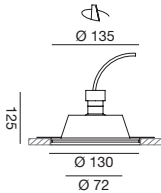
Faretto da incasso in gesso.
Finitura in bianco.

Gypsum recessed spotlight.
White finish.



GU10
max 1 x 35W
220-240Vac

Lampadine non incluse
Bulbs not included

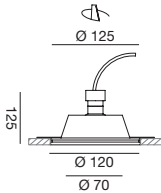


Bianco / White
GFA592 1 x GU10

GU10
max 1 x 35W
220-240Vac

Lampadine non incluse
Bulbs not included

Con diffusore in vetro
satinato bianco
With white frosted
glass diffuser



Bianco / White
GFA595 1 x GU10

LAMPADINE UTILIZZABILI
AVAILABLE BULBS

Vedi pagina / see page
475

GU10	BEAM	CODE	POWER	CCT	FLUX	CRI
		GLA241C	5W	3000K	420lm	>80
		GLA241N	5W	4000K	430lm	>80
		GLA243C	7W	3000K	590lm	>80
		GLA243N	7W	4000K	610lm	>80
		GLA242C	5W	3000K	410lm	>80
		GLA242N	5W	4000K	420lm	>80
		GLA244C	7W	3000K	550lm	>80
		GLA244N	7W	4000K	560lm	>80
		GLA350C	9W	3000K	900lm	>80
		GLA350N	9W	4000K	950lm	>80

Faretto da incasso in gesso.
Finitura in bianco.

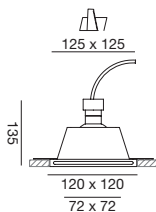
Gypsum recessed spotlight.
White finish.



660 0,0028
670 0,0028

GU10
max 1 x 35W
220-240Vac

Lampadine non incluse
Bulbs not included



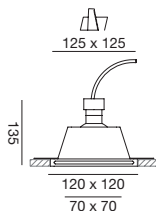
Bianco / White

GFA593 1 x GU10

GU10
max 1 x 35W
220-240Vac

Lampadine non incluse
Bulbs not included

Con diffusore in vetro
satinato bianco
With white frosted
glass diffuser



Bianco / White

GFA594 1 x GU10

LAMPADINE UTILIZZABILI AVAILABLE BULBS

Vedi pagina / see page
475

GU10	BEAM	CODE	POWER	CCT	FLUX	CRI
		GLA241C	5W	3000K	420lm	>80
		GLA241N	5W	4000K	430lm	>80
		GLA243C	7W	3000K	590lm	>80
		GLA243N	7W	4000K	610lm	>80
		GLA242C	5W	3000K	410lm	>80
		GLA242N	5W	4000K	420lm	>80
		GLA244C	7W	3000K	550lm	>80
		GLA244N	7W	4000K	560lm	>80
		GLA350C	9W	3000K	900lm	>80
		GLA350N	9W	4000K	950lm	>80

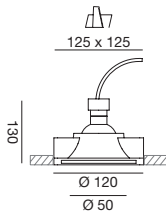
Faretto da incasso in gesso.
Finitura in bianco.

Gypsum recessed spotlight.
White finish.



GU10
max 1 x 35W
220-240Vac

Lampadine non incluse
Bulbs not included




Bianco / White
GFA611 1 x GU10

LAMPADINE UTILIZZABILI
AVAILABLE BULBS

Vedi pagina / see page
475

GU10	BEAM	CODE	POWER	CCT	FLUX	CRI
		GLA241C	5W	3000K	420lm	>80
		GLA241N	5W	4000K	430lm	>80
		GLA243C	7W	3000K	590lm	>80
		GLA243N	7W	4000K	610lm	>80
		GLA242C	5W	3000K	410lm	>80
		GLA242N	5W	4000K	420lm	>80
		GLA244C	7W	3000K	550lm	>80
		GLA244N	7W	4000K	560lm	>80
		GLA350C	9W	3000K	900lm	>80
		GLA350N	9W	4000K	950lm	>80








FARETTI SEGNAPASSO
STEPLIGHTS

Faretto ad incasso a parete.
 Struttura in alluminio.
 Sistema ad incasso a scomparsa totale
 per cartongesso o laterizio.
 Finitura: bianco opaco.
 Modulo LED incluso.

Recessed wall spotlight.
 Aluminium structure.
 Totally concealed recessed system
 for plasterboard or brickwork.
 Finish: matt white.
 LED module included.

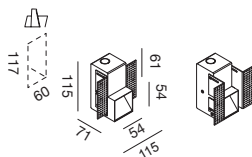


NEW



LED
 3W | 220-240Vac
 CRI >80

BEAM

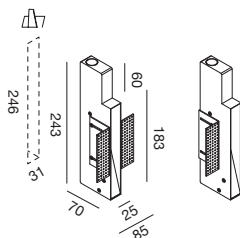


Bianco / White

GFA1570 3000K 380lm nominali


LED
 3W | 220-240Vac
 CRI >80

BEAM



Bianco / White

GFA1580 3000K 380lm nominali



Segnapasso ad incasso.
 Struttura in alluminio.
 Finitura in bianco satinato o nero satinato.
 Controcassa inclusa.
 Modulo LED e trasformatore inclusi.
 Possibilità di scegliere la temperatura
 della luce (3000K, 4000K o 6000K)
 prima dell'installazione finale del segnapassi.

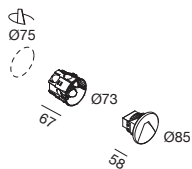
Recessed steplight. Aluminium frame.
 Sandy white or sandy black finish.
 Back box included.
 LED module and transformer included.
 Possible to choose the light temperature
 (3000K, 4000K or 6000K) before final
 installation of the steplight.

NEW




LED
 3W | 220-240Vac
 CRI >80

BEAM



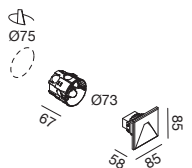
Bianco satinato / Sandy White
GFA1422 3000K 135lm
 4000K 150lm
 6000K 140lm



Nero satinato / Sandy Black
GFA1423 3000K 135lm
 4000K 150lm
 6000K 140lm

LED
 3W | 220-240Vac
 CRI >80


BEAM



Bianco satinato / Sandy White
GFA1420 3000K 135lm
 4000K 150lm
 6000K 140lm



Nero satinato / Sandy Black
GFA1421 3000K 135lm
 4000K 150lm
 6000K 140lm








PLAFONIERE E APPLIQUE
CEILING AND WALL LIGHTS

Plafoniera a 5 o 10 punti luce.
 Struttura in alluminio.
 Finitura in bianco satinato
 o nero satinato.
 Diffusore con ottica antiabbaglio.
 Modulo LED e trasformatore inclusi.

Ceiling light with 5 or 10 light sources.
 Aluminium body.
 Sandy white or sandy black finish.
 Anti-glare diffuser.
 LED module and transformer included.

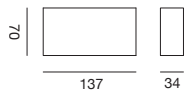


NEW




LED
 10W | 220-240Vac
 CRI >80

BEAM




Bianco satinato / Sandy White
GFA1430C 3000K 800lm



Nero satinato / Sandy Black
GFA1431C 3000K 800lm

LED
 20W | 220-240Vac
 CRI >80


BEAM



Bianco satinato / Sandy White
GFA1432C 3000K 1600lm



Nero satinato / Sandy Black
GFA1433C 3000K 1600lm



Plafoniera rotonda. Struttura in materiale termoplastico.
Finitura in bianco opaco o nero opaco.
Modulo LED incluso. Possibilità di scegliere la temperatura della luce
(3000K, 4000K o 6000K) prima dell'installazione finale della plafoniera.

Round ceiling lamp. Structure made of thermoplastic material.
Matt white or matt black finish.
LED module included. Possibility to choose the light temperature
(3000K, 4000K o 6000K) before the final installation of the ceiling.



Una sottilissima plafoniera dal
design semplice e funzionale.

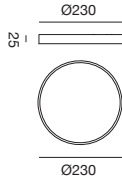

A very slim ceiling light with a
simple and functional design.



NEW

420	0,0016	25.000			
680	0,0028				
1140	0,0049				
1720	0,0087				
2520	0,0110				

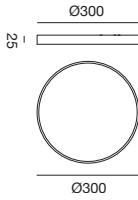
LED
18W | 220-240Vac
CRI >80



Bianco / White
GPL320 3000K 1700lm
4000K 1800lm
6000K 1850lm

Nero / Black
GPL321 3000K 1700lm
4000K 1800lm
6000K 1850lm

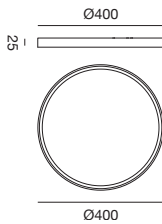
LED
24W | 220-240Vac
CRI >80



Bianco / White
GPL322 3000K 2300lm
4000K 2400lm
6000K 2450lm

Nero / Black
GPL323 3000K 2300lm
4000K 2400lm
6000K 2450lm

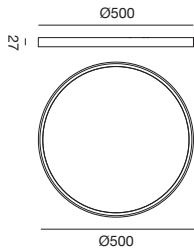
LED
32W | 220-240Vac
CRI >80



Bianco / White
GPL324 3000K 3000lm
4000K 3200lm
6000K 3350lm

Nero / Black
GPL325 3000K 3000lm
4000K 3200lm
6000K 3350lm

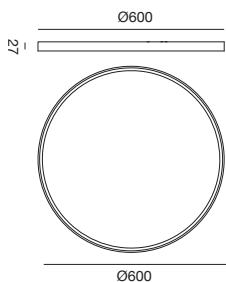
LED
40W | 220-240Vac
CRI >80



Bianco / White
GPL326 3000K 3800lm
4000K 4000lm
6000K 4100lm

Nero / Black
GPL327 3000K 3800lm
4000K 4000lm
6000K 4100lm

LED
50W | 220-240Vac
CRI >80



Bianco / White
GPL328 3000K 4800lm
4000K 5000lm
6000K 5100lm

Nero / Black
GPL329 3000K 4800lm
4000K 5000lm
6000K 5100lm

Plafone orientabile.
Struttura in alluminio.
Finitura in bianco satinato o nero satinato.
Modulo LED e trasformatore inclusi.

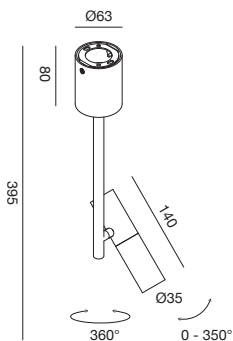
Adjustable ceiling light.
Aluminium structure.
Sandy white or sandy black finish.
LED module and transformer included.

NEW



LED
7W | 220-240Vac
CRI >90

BEAM

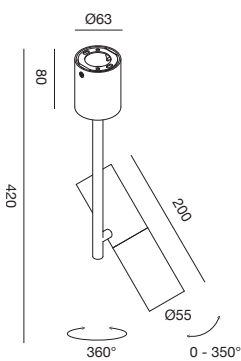


Bianco satinato / Sandy White
GFA1450H 2700K 510lm
GFA1450C 3000K 533lm

Nero satinato / Sandy Black
GFA1451H 2700K 490lm
GFA1451C 3000K 505lm


LED
12W | 220-240Vac
CRI >90

BEAM



Bianco satinato / Sandy White
GFA1452H 2700K 980lm
GFA1452C 3000K 1010lm

Nero satinato / Sandy Black
GFA1453H 2700K 970lm
GFA1453C 3000K 992lm



Plafone orientabile.
Struttura in alluminio.
Finitura in bianco satinato o nero satinato.
Modulo LED e trasformatore inclusi.

Adjustable ceiling light.
Aluminium structure.
Sandy white or sandy black finish.
LED module and transformer included.



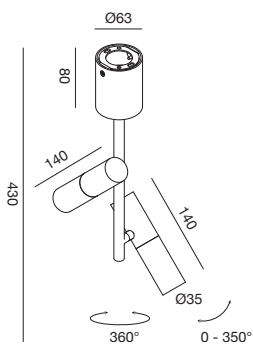
NEW



720 0,0065 30.000

LED
2x7W | 220-240Vac
CRI >90


BEAM



Bianco satinato / Sandy White
GFA1454H 2700K 1020lm
GFA1454C 3000K 1066lm



Nero satinato / Sandy Black
GFA1455H 2700K 981lm
GFA1455C 3000K 1010lm



Plafone orientabile.
Struttura in alluminio.
Finitura in bianco satinato o nero satinato.
Modulo LED e trasformatore inclusi.

Adjustable ceiling light.
Aluminium structure.
Sandy white or sandy black finish.
LED module and transformer included.

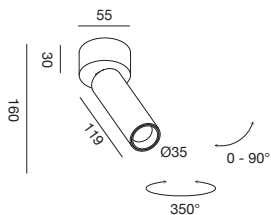


NEW



LED
7W | 220-240Vac
CRI >90

BEAM



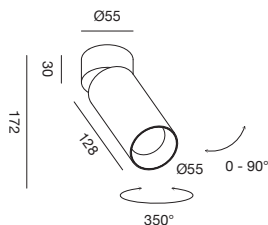
Bianco satinato / Sandy White
GFA1460H 2700K 509lm
GFA1460C 3000K 522lm



Nero satinato / Sandy Black
GFA1461H 2700K 500lm
GFA1461C 3000K 512lm

LED
12W | 220-240Vac
CRI >90

BEAM



Bianco satinato / Sandy White
GFA1462H 2700K 1022lm
GFA1462C 3000K 1051lm



Nero satinato / Sandy Black
GFA1463H 2700K 1009lm
GFA1463C 3000K 1031lm



Plafone orientabile.
Struttura in alluminio.
Finitura in bianco satinato o nero satinato.
Modulo LED e trasformatore inclusi.

Adjustable ceiling light.
Aluminium structure.
Sandy white or sandy black finish.
LED module and transformer included.

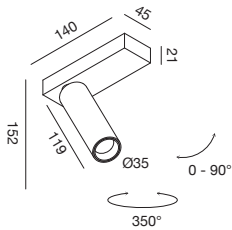


NEW



LED
7W | 220-240Vac
CRI >90

BEAM



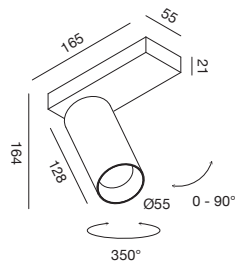
Bianco satinato / Sandy White
GFA1470H 2700K 509lm
GFA1470C 3000K 522lm



Nero satinato / Sandy Black
GFA1471H 2700K 500lm
GFA1471C 3000K 512lm

LED
12W | 220-240Vac
CRI >90

BEAM



Bianco satinato / Sandy White
GFA1472H 2700K 1022lm
GFA1472C 3000K 1051lm



Nero satinato / Sandy Black
GFA1473H 2700K 1009lm
GFA1473C 3000K 1031lm



Plafone orientabile.
Struttura in alluminio.
Finitura in bianco satinato o nero satinato.
Modulo LED e trasformatore inclusi.

Adjustable ceiling light.
Aluminium structure.
Sandy white or sandy black finish.
LED module and transformer included.

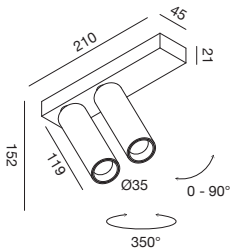


NEW



LED
2x7W | 220-240Vac
CRI >90

BEAM



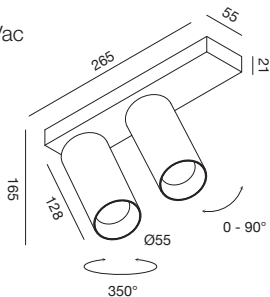
Bianco satinato / Sandy White
GFA1474H 2700K 1018lm
GFA1474C 3000K 1044lm



Nero satinato / Sandy Black
GFA1475H 2700K 1001lm
GFA1475C 3000K 1024lm

LED
2x12W | 220-240Vac
CRI >90


BEAM



Bianco satinato / Sandy White
GFA1476H 2700K 2045lm
GFA1476C 3000K 2102lm



Nero satinato / Sandy Black
GFA1477H 2700K 2062lm
GFA1477C 3000K 2198lm




Plafone.
 Struttura in alluminio.
 Finitura in bianco satinato
 o nero satinato.
 Diffusore in metacrilato.
 Modulo LED e trasformatore inclusi.

Ceiling light.
 Aluminium structure.
 Sandy white or sandy black finish.
 Methacrylate diffuser.
 LED module and
 transformer included.

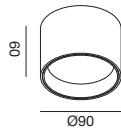


NEW



LED
 8W | 220-240Vac
 CRI >90

BEAM



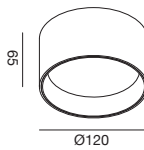
Bianco satinato / Sandy White
GPL330H 2700K 601lm
GPL330C 3000K 636lm



Nero satinato / Sandy Black
GPL331H 2700K 591lm
GPL331C 3000K 616lm

LED
 12W | 220-240Vac
 CRI >90

BEAM



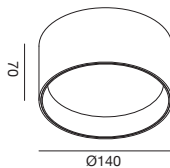
Bianco satinato / Sandy White
GPL332H 2700K 921lm
GPL332C 3000K 957lm



Nero satinato / Sandy Black
GPL333H 2700K 901lm
GPL333C 3000K 937lm

LED
 15W | 220-240Vac
 CRI >90

BEAM



Bianco satinato / Sandy White
GPL334H 2700K 1098lm
GPL334C 3000K 1139lm



Nero satinato / Sandy Black
GPL335H 2700K 1062lm
GPL335C 3000K 1101lm



Plafone.
 Struttura in alluminio.
 Finitura in bianco satinato
 o nero satinato.
 Diffusore in metacrilato.
 Modulo LED e trasformatore inclusi.

Ceiling light.
 Aluminium structure.
 Sandy white or sandy black finish.
 Methacrylate diffuser.
 LED module and
 transformer included.

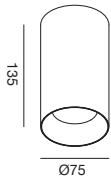


NEW



LED
 15W | 220-240Vac
 CRI >90

BEAM



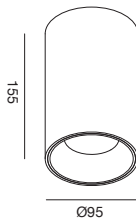
Bianco satinato / Sandy White
GFA1500 3000K 1265lm



Nero satinato / Sandy Black
GFA1501 3000K 1234lm

LED
 25W | 220-240Vac
 CRI >90

BEAM



Bianco satinato / Sandy White
GFA1502 3000K 2237lm



Nero satinato / Sandy Black
GFA1503 3000K 2187lm



Plafoniera con illuminazione diretta ed indiretta.
Struttura in alluminio.
Finitura in bianco opaco.
Diffusori in metacrilato satinato.
Moduli LED e trasformatore inclusi.

Ceiling lamp with direct and indirect lighting.
Aluminum body.
Matt white finish.
Satin methacrylate diffusers.
LED modules and transformer included.



		IP20			
			260	0,0009	30.000
			360	0,0014	
			600	0,0020	

LED
2W UP | 6W DOWN
220-240Vac
CRI >90

BEAM



Biemissione
Double Emission



Bianco opaco / Matt White
GFA1070 3000K 600lm

LED
2W UP | 10W DOWN
220-240Vac
CRI >90

BEAM



Biemissione
Double Emission



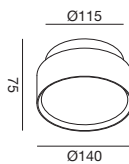
Bianco opaco / Matt White
GFA1071 3000K 900lm

LED
2W UP | 16W DOWN
220-240Vac
CRI >90

BEAM



Biemissione
Double Emission

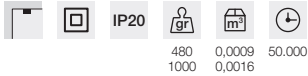


Bianco opaco / Matt White
GFA1072 3000K 1350lm



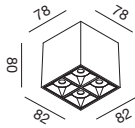
Plafoniera a 4 o 9 punti luce.
 Struttura in alluminio.
 Finitura in bianco opaco
 con cover antiabbaglio.
 Diffusore con ottica antiabbaglio.
 Modulo LED e trasformatore inclusi.

Ceiling lamp with 4 or 9 light
 sources. Aluminum body.
 Satin white finish with anti-glare
 cover. Anti-glare diffuser.
 LED module
 and transformer included.



LED
 15W | 220-240Vac
 CRI >80

BEAM

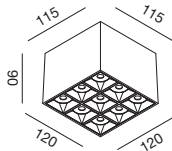


Bianco opaco / Matt White

GFA1140C 3000K 1200lm
GFA1140N 4000K 1250lm

LED
 36W | 220-240Vac
 CRI >80

BEAM



Bianco opaco / Matt White

GFA1141C 3000K 2800lm
GFA1141N 4000K 2850lm

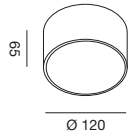
Plafoniera con struttura in alluminio.
 Finitura in bianco opaco
 o nero opaco.
 Diffusore in metacrilato.
 Modulo LED e trasformatore inclusi.

Suspension lamp.
 Aluminum structure.
 Matt white or matt black finish.
 Methacrylate diffuser.
 LED module
 and transformer included.



LED
 12W | 220-240Vac
 CRI >80

BEAM



Bianco opaco / Matt White

GPL240C 3000K 960lm
GPL240N 4000K 1020lm

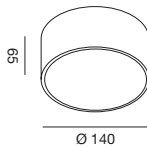


Nero opaco / Matt Black

GPL242C 3000K 960lm
GPL242N 4000K 1020lm

LED
 16W | 220-240Vac
 CRI >80

BEAM



Bianco opaco / Matt White

GPL241C 3000K 1280lm
GPL241N 4000K 1360lm




Nero opaco / Matt Black

GPL243C 3000K 1280lm
GPL243N 4000K 1360lm

Plafoniera con struttura in alluminio.
 Finitura in bianco opaco
 o nero opaco.
 Diffusore in metacrilato.
 Modulo LED e trasformatore inclusi.

Suspension lamp.
 Aluminum structure.
 Matt white or matt black finish.
 Methacrylate diffuser.
 LED module
 and transformer included.



LED
 16W | 220-240Vac
 CRI >80

BEAM



Bianco opaco / Matt White

GPL260C 3000K 1200lm
GPL260N 4000K 1296lm

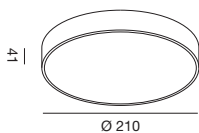


Nero opaco / Matt Black

GPL270C 3000K 1200lm
GPL270N 4000K 1296lm

LED
 20W | 220-240Vac
 CRI >80

BEAM



Bianco opaco / Matt White

GPL261C 3000K 1500lm
GPL261N 4000K 1620lm

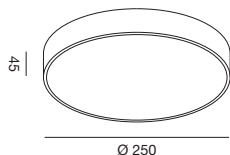


Nero opaco / Matt Black

GPL271C 3000K 1500lm
GPL271N 4000K 1620lm

LED
 30W | 220-240Vac
 CRI >80

BEAM



Bianco opaco / Matt White

GPL262C 3000K 2250lm
GPL262N 4000K 2460lm




Nero opaco / Matt Black

GPL272C 3000K 2250lm
GPL272N 4000K 2460lm



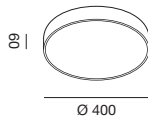
Plafoniera rotonda.
Struttura in alluminio.
Finitura in bianco opaco.
Diffusore in metacrilato.
Modulo LED e trasformatore inclusi.

Round ceiling light.
Aluminum structure.
Matt white finish.
Methacrylate diffuser.
LED module
and transformer included.



LED
40W | 220-240Vac
CRI >80

BEAM

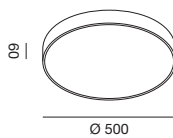


Bianco opaco / Matt White

GPL300C 3000K 3329lm
GPL300N 4000K 3529lm

LED
50W | 220-240Vac
CRI >80

BEAM

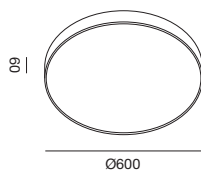


Bianco opaco / Matt White

GPL301C 3000K 4600lm
GPL301N 4000K 4329lm

LED
60W | 220-240Vac
CRI >80

BEAM




Bianco opaco / Matt White

GPL302C 3000K 4949lm
GPL302N 4000K 5249lm



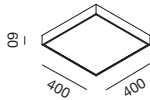
Plafoniera quadrata.
Struttura in alluminio.
Finitura in bianco opaco.
Diffusore in metacrilato.
Modulo LED e trasformatore inclusi.

Square ceiling light.
Aluminum structure.
Matt white finish.
Methacrylate diffuser.
LED module
and transformer included.



LED
40W | 220-240Vac
CRI >80

BEAM

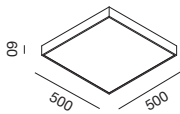


Bianco opaco / Matt White

GPL310C 3000K 3329lm
GPL310N 4000K 3529lm

LED
50W | 220-240Vac
CRI >80

BEAM

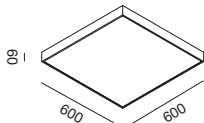


Bianco opaco / Matt White

GPL311C 3000K 4079lm
GPL311N 4000K 4329lm

LED
60W | 220-240Vac
CRI >80

BEAM



Bianco opaco / Matt White

GPL312C 3000K 4949lm
GPL312N 4000K 5249lm



Kit sospensione composto da rosone tondo finitura bianco opaco, 3 cavi in acciaio e cavo elettrico.

Kit GKI300 per plafoniere:
 GPL300C-GPL300N-GPL301C-GPL301N.







Kit GKI302 per plafoniere:
 GPL302C-GPL302N
 (Vedi pag. 188).

Suspension kit consisting of round matt white-finish canopy, 3 steel cables and electric cord.

Kit GKI300 for ceiling light fixtures:
 GPL300C-GPL300N-GPL301C-GPL301N.

Kit GKI302 for ceiling light fixtures:
 GPL302C-GPL302N
 (See page 188).




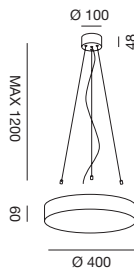
3285	0,016	30.000
4600	0,024	
6415	0,033	

LED CREE
 40W | 220-240Vac
 CRI >80

BEAM



110°




Bianco opaco / Matt White

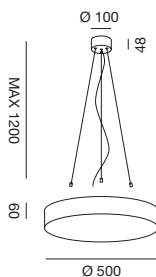
GKI300 + GPL300C 3000K 3329lm
GKI300 + GPL300N 4000K 3529lm

LED CREE
 50W | 220-240Vac
 CRI >80

BEAM



110°



Bianco opaco / Matt White

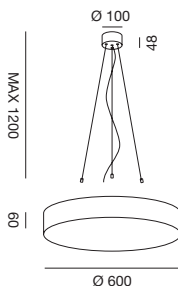
GKI300 + GPL301C 3000K 4600lm
GKI300 + GPL301N 4000K 4329lm

LED CREE
 60W | 220-240Vac
 CRI >80

BEAM



110°



Bianco opaco / Matt White

GKI302 + GPL302C 3000K 4949lm
GKI302 + GPL302N 4000K 5249lm

Kit sospensione composto da rosone tondo finitura bianco opaco, 4 cavi in acciaio e cavo elettrico.
 Kit GKI310 per plafoniere:
 GPL310C-GPL310N-GPL311C-GPL311N.
 Kit GKI312 per plafoniere:
 GPL312C-GPL312N
 (Vedi pag. 190).

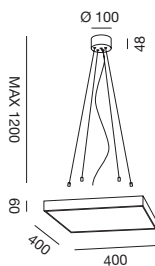
Suspension kit consisting of round matt white-finish canopy, 3 steel cables and electric cord.
 Kit GKI310 for ceiling light fixtures:
 GPL310C-GPL310N-GPL311C-GPL311N.
 Kit GKI302 for ceiling light fixtures:
 GPL312C-GPL312N
 (See page 190).



		IP20			
			2695	0,016	30.000
			7045	0,024	
			9640	0,033	

LED CREE
 40W | 220-240Vac
 CRI >80

BEAM

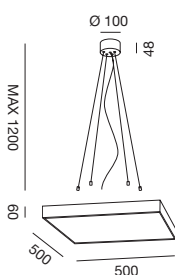


Bianco opaco / Matt White

GKI310 + GPL310C 3000K 3329lm
GKI310 + GPL310N 4000K 3529lm

LED CREE
 50W | 220-240Vac
 CRI >80

BEAM

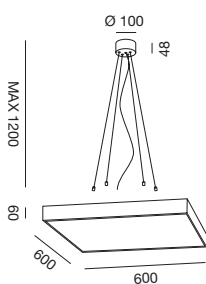


Bianco opaco / Matt White

GKI310 + GPL311C 3000K 4079lm
GKI310 + GPL311N 4000K 4329lm

LED CREE
 60W | 220-240Vac
 CRI >80

BEAM



Bianco opaco / Matt White

GKI312 + GPL312C 3000K 4949lm
GKI312 + GPL312N 4000K 5249lm

Plafoniera quadrata.
Struttura in materiale termoplastico.
Finitura in bianco opaco.
Diffusore in plastica antiabbaglio.
Modulo LED incluso.

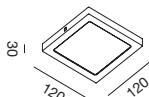
Square ceiling light.
Structure in thermoplastic material.
Matt white finish.
Anti-glare plastic diffuser.
LED module included.



		IP20			
			250	0,0005	35.000
			410	0,0010	
			645	0,0018	

LED CREE
6W | 220-240Vac
CRI >80

BEAM

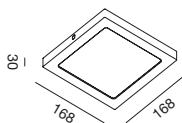


Bianco opaco / Matt White

GFA763C 3000K 370lm
GFA763N 4000K 400lm

LED CREE
12W | 220-240Vac
CRI >80

BEAM

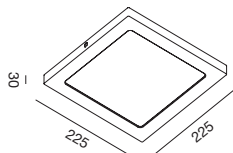


Bianco opaco / Matt White

GFA764C 3000K 855lm
GFA764N 4000K 912lm

LED CREE
18W | 220-240Vac
CRI >80

BEAM



Bianco opaco / Matt White

GFA765C 3000K 1455lm
GFA765N 4000K 1540lm

Plafone orientabile.
Struttura in alluminio.
Finitura in bianco satinato o nero satinato

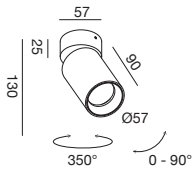
Adjustable ceiling light.
Aluminium structure.
Sandy white or sandy black finish.



NEW



GU10
max 1 x 35W
220-240Vac
Lampadine non incluse
Bulbs not included



Bianco satinato / Sandy White
GFA1394 1 x GU10



Nero satinato / Sandy Black
GFA1395 1 x GU10

LAMPADINE UTILIZZABILI
AVAILABLE BULBS

Vedi pagina / see page
475

GU10	BEAM	CODE	POWER	CCT	FLUX	CRI
		GLA241C	5W	3000K	420lm	>80
		GLA241N	5W	4000K	430lm	>80
		GLA243C	7W	3000K	590lm	>80
		GLA243N	7W	4000K	610lm	>80
		GLA242C	5W	3000K	410lm	>80
		GLA242N	5W	4000K	420lm	>80
		GLA244C	7W	3000K	550lm	>80
		GLA244N	7W	4000K	560lm	>80
		GLA350C	9W	3000K	900lm	>80
		GLA350N	9W	4000K	950lm	>80

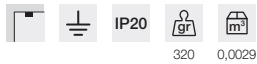


Plafone orientabile.
Struttura in alluminio.
Finitura in bianco satinato o nero satinato

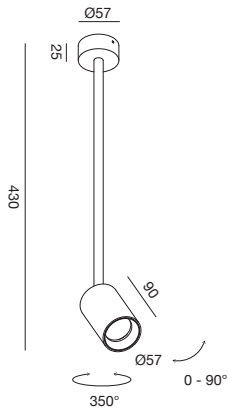
Adjustable ceiling light.
Aluminium structure.
Sandy white or sandy black finish.



NEW



GU10
max 1 x 35W
220-240Vac
Lampadine non incluse
Bulbs not included



Bianco satinato / Sandy White
GFA1396 1 x GU10



Nero satinato / Sandy Black
GFA1397 1 x GU10

LAMPADINE UTILIZZABILI
AVAILABLE BULBS

Vedi pagina / see page
475

GU10	BEAM	CODE	POWER	CCT	FLUX	CRI
		GLA241C	5W	3000K	420lm	>80
		GLA241N	5W	4000K	430lm	>80
		GLA243C	7W	3000K	590lm	>80
		GLA243N	7W	4000K	610lm	>80
		GLA242C	5W	3000K	410lm	>80
		GLA242N	5W	4000K	420lm	>80
		GLA244C	7W	3000K	550lm	>80
		GLA244N	7W	4000K	560lm	>80
		GLA350C	9W	3000K	900lm	>80
		GLA350N	9W	4000K	950lm	>80

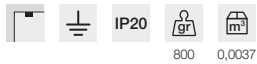


Plafone orientabile.
Struttura in alluminio.
Finitura in bianco satinato o nero satinato

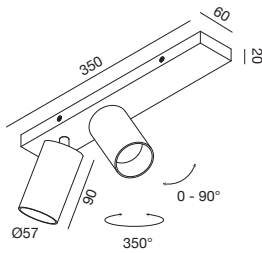
Adjustable ceiling light.
Aluminium structure.
Sandy white or sandy black finish.



NEW



GU10
max 2 x 35W
220-240Vac
Lampadine non incluse
Bulbs not included



Bianco satinato / Sandy White
GFA1398 2 x GU10



Nero satinato / Sandy Black
GFA1399 2 x GU10

LAMPADINE UTILIZZABILI
AVAILABLE BULBS

Vedi pagina / see page
475

GU10	BEAM	CODE	POWER	CCT	FLUX	CRI
		GLA241C	5W	3000K	420lm	>80
		GLA241N	5W	4000K	430lm	>80
		GLA243C	7W	3000K	590lm	>80
		GLA243N	7W	4000K	610lm	>80
		GLA242C	5W	3000K	410lm	>80
		GLA242N	5W	4000K	420lm	>80
		GLA244C	7W	3000K	550lm	>80
		GLA244N	7W	4000K	560lm	>80
		GLA350C	9W	3000K	900lm	>80
		GLA350N	9W	4000K	950lm	>80



Faretto a plafone orientabile
con ottica arretrata.
Struttura in alluminio.
Finitura bianco opaco
o nero opaco.

Adjustable ceiling spotlight with
adjustable light source.
Aluminum body.
Matt white or matt black finish.



GU10
max 1 x 50W
220-240Vac

Lampadine non incluse
Bulbs not included



Bianco opaco / Matt White
GFA1220 1 x GU10



Nero opaco / Matt Black
GFA1221 1 x GU10

LAMPADINE UTILIZZABILI
AVAILABLE BULBS

Vedi pagina / see page
475

GU10	BEAM	CODE	POWER	CCT	FLUX	CRI
		GLA241C	5W	3000K	420lm	>80
		GLA241N	5W	4000K	430lm	>80
		GLA243C	7W	3000K	590lm	>80
		GLA243N	7W	4000K	610lm	>80
		GLA242C	5W	3000K	410lm	>80
		GLA242N	5W	4000K	420lm	>80
		GLA244C	7W	3000K	550lm	>80
		GLA244N	7W	4000K	560lm	>80
		GLA350C	9W	3000K	900lm	>80
		GLA350N	9W	4000K	950lm	>80

Faretto a plafone orientabile
con ottica arretrata.
Struttura in alluminio.
Finitura bianco opaco
o nero opaco.

Adjustable ceiling spotlight with
adjustable light source.
Aluminum body.
Matt white or matt black finish.

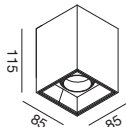


520 0,001

GU10

max 1 x 15W
220-240Vac

Lampadine non incluse
Bulbs not included



Bianco opaco / Matt White
GFA1230 1 x GU10



Nero opaco / Matt Black
GFA1231 1 x GU10

LAMPADINE UTILIZZABILI
AVAILABLE BULBS

Vedi pagina / see page
475

GU10	BEAM	CODE	POWER	CCT	FLUX	CRI
		GLA241C	5W	3000K	420lm	>80
		GLA241N	5W	4000K	430lm	>80
		GLA243C	7W	3000K	590lm	>80
		GLA243N	7W	4000K	610lm	>80
		GLA242C	5W	3000K	410lm	>80
		GLA242N	5W	4000K	420lm	>80
		GLA244C	7W	3000K	550lm	>80
		GLA244N	7W	4000K	560lm	>80
		GLA350C	9W	3000K	900lm	>80
		GLA350N	9W	4000K	950lm	>80

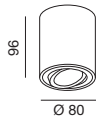
Faretto orientabile.
Struttura in alluminio.
Finitura bianco opaco o
nero opaco.

Adjustable spotlight.
Aluminum structure.
Matt white o matt black finish.



GU10
max 1 x 50W
220-240Vac

Lampadine non incluse
Bulbs not included



Bianco opaco / Matt White
GFA351 1 x GU10



Nero opaco / Matt Black
GFA352 1 x GU10

LAMPADINE UTILIZZABILI
AVAILABLE BULBS

Vedi pagina / see page
475

GU10	BEAM	CODE	POWER	CCT	FLUX	CRI
		GLA241C	5W	3000K	420lm	>80
		GLA241N	5W	4000K	430lm	>80
		GLA243C	7W	3000K	590lm	>80
		GLA243N	7W	4000K	610lm	>80
		GLA242C	5W	3000K	410lm	>80
		GLA242N	5W	4000K	420lm	>80
		GLA244C	7W	3000K	550lm	>80
		GLA244N	7W	4000K	560lm	>80
		GLA350C	9W	3000K	900lm	>80
		GLA350N	9W	4000K	950lm	>80

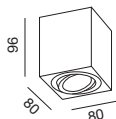
Faretto orientabile.
Struttura in alluminio.
Finitura bianco opaco o
nero opaco.

Adjustable spotlight.
Aluminum structure.
Matt white or matt black finish.



GU10
max 1 x 50W
220-240Vac

Lampadine non incluse
Bulbs not included









Bianco opaco / Matt White
GFA331 1 x GU10



Nero opaco / Matt Black
GFA332 1 x GU10

LAMPADINE UTILIZZABILI
AVAILABLE BULBS

Vedi pagina / see page
475

GU10	BEAM	CODE	POWER	CCT	FLUX	CRI
		GLA241C	5W	3000K	420lm	>80
		GLA241N	5W	4000K	430lm	>80
		GLA243C	7W	3000K	590lm	>80
		GLA243N	7W	4000K	610lm	>80
		GLA242C	5W	3000K	410lm	>80
		GLA242N	5W	4000K	420lm	>80
		GLA244C	7W	3000K	550lm	>80
		GLA244N	7W	4000K	560lm	>80
		GLA350C	9W	3000K	900lm	>80
		GLA350N	9W	4000K	950lm	>80



 LED PROFILES





■ PLAFONIERE E SOSPENSIONI / CEILING AND SUSPENSIONS

BRASILIA

NEW

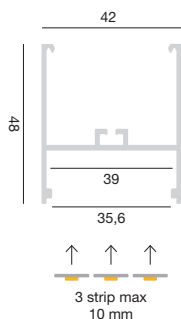
Sistema modulare in alluminio estruso sezionabile per installazione a plafone su parete o soffitto o installazione a sospensione. Disponibile in due misure (2 m o 3 m). Incluso di diffusore in policarbonato bianco opaco ad incastro. Illuminazione diretta. Colori disponibili: bianco opaco o nero opaco. Possibilità di inserire alimentatori slim (GSTT47, GSTT48, GSTT49, GSTT50 e GSTT51) all'interno del profilo. Dotato di 4 staffette per il fissaggio. Strip LED, alimentatori, accessori per giunzione, sospensione e chiusura da ordinare separatamente.

Sectionable extruded aluminium modular system for surface mounting on wall or ceiling or pendant installation. Available in two sizes (2 m or 3 m). Including interlocking matt white polycarbonate diffuser. Direct lighting. Available colours: matt white or matt black. Possibility of inserting slim power supplies (GSTT47, GSTT48, GSTT49, GSTT50 and GSTT51) inside the profile. Equipped with 4 brackets for fixing. LED strips, power supplies, joining, suspension and closing accessories to be ordered separately.

BRASILIA

KIT PROFILO E DIFFUSORE 2 m o 3 m
PROFILE AND DIFFUSER kit 2 m o 3 m

Strip LED non include
Strip LED not included



Bianco opaco / Matt White

Profilo 2 m
GBRPB2




Nero opaco / Matt Black

Profilo 2 m
GBRPN2

Profilo 3 m
GBRPB3


Profilo 3 m
GBRPN3

TESTATE TERMINALI (2 pz)
END CAPS (2 pcs)



Bianco opaco / Matt White

GBRTB1



Nero opaco / Matt Black


GBRTN1

CONDIZIONI DI VENDITA:

per ordini di profili inferiori a 4 pezzi assortiti (escluso i profili ad incasso con cartongesso incluso) verrà applicata una spesa di fuori imballo di 10€.
Per ordini di profili uguali o superiori a 4 pezzi assortiti (escluso i profili con cartongesso incluso) non verrà applicata nessuna spesa di fuori imballo.

SALES CONDITIONS:

for profiles orders with less than 4 assorted pieces (excluding recessed profiles with integrated plasterboard) a packaging charge of €10 will be applied.
For profiles orders with equal to or more than 4 assorted pieces (excluding recessed profiles with integrated plasterboard) no packaging charges will be applied.



RABAT

NEW

Sistema modulare in alluminio estruso sezionabile per installazione a plafone su parete o soffitto o installazione a sospensione.

Incluso di diffusore in policarbonato bianco opaco ad incastro. Illuminazione diretta.

Colori disponibili: bianco opaco o nero opaco.

Possibilità di inserire alimentatori slim (GSTT47, GSTT48, GSTT49, GSTT50 e GSTT51) all'interno del profilo.

Dotato di 4 staffette per il fissaggio. Strip LED, alimentatori, accessori per giunzione, sospensione e chiusura da ordinare separatamente.

Modular system in extruded aluminium. Can be sectioned for surface mounting on wall or ceiling or pendant installation.

Including interlocking matt white polycarbonate diffuser. Direct lighting.

Available colours: matt white or matt black.

Possibility of inserting slim power supplies (GSTT47, GSTT48, GSTT49, GSTT50 and GSTT51) inside the profile.

Equipped with 4 brackets for fixing. LED strips, power supplies, joining, suspension and closing accessories

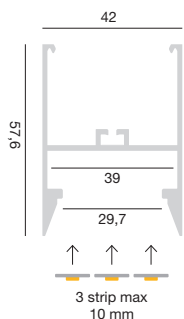
to be ordered separately

RABAT

KIT PROFILO E DIFFUSORE 2 m


PROFILE AND DIFFUSER kit 2 m

Strip LED non include
Strip LED not included



Bianco opaco / Matt White

GRAPB1



Nero opaco / Matt Black

GRAPN1


TESTATE TERMINALI (2 pz)

END CAPS (2 pcs)



Bianco opaco / Matt White

GRATB1



Nero opaco / Matt Black

GRATN1

CONDIZIONI DI VENDITA:

per ordini di profili inferiori a 4 pezzi assortiti (escluso i profili ad incasso con cartongesso incluso) verrà applicata una spesa di fuori imballo di 10€.
Per ordini di profili uguali o superiori a 4 pezzi assortiti (escluso i profili con cartongesso incluso) non verrà applicata nessuna spesa di fuori imballo.

SALES CONDITIONS:

for profiles orders with less than 4 assorted pieces (excluding recessed profiles with integrated plasterboard) a packaging charge of €10 will be applied.
For profiles orders with equal to or more than 4 assorted pieces (excluding recessed profiles with integrated plasterboard) no packaging charges will be applied.



BAKU

Sistema modulare in alluminio estruso sezionabile per installazione a plafone su parete o soffitto o installazione a sospensione.

Incluso di diffusore in policarbonato bianco opaco ad incastro. Illuminazione diretta.

Colori disponibili: bianco opaco o nero opaco.

Baku P è dotato di 4 staffette per il fissaggio.

Strip LED con alimentatore installato in remoto, accessori per giunzione, sospensione e chiusura da ordinare separatamente.

Sectionable extruded aluminium modular system for mounting on walls or ceilings or suspension installation.

Equipped with 4 brackets for fixing. Including snap-in white polycarbonate diffuser. Direct lighting.

Available colours: matt white or matt black.

Baku P is equipped with 4 brackets for fixing.

LED strip with remote installed power supply, accessories for joint, suspension and closure to be ordered separately.



CONDIZIONI DI VENDITA:

per ordini di profili inferiori a 4 pezzi assortiti (escluso i profili ad incasso con cartongesso incluso) verrà applicata una spesa di fuori imballo di 10€.

Per ordini di profili uguali o superiori a 4 pezzi assortiti (escluso i profili con cartongesso incluso) non verrà applicata nessuna spesa di fuori imballo.

SALES CONDITIONS:

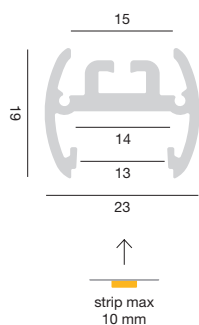
for profiles orders with less than 4 assorted pieces (excluding recessed profiles with integrated plasterboard) a packaging charge of €10 will be applied.

For profiles orders with equal to or more than 4 assorted pieces (excluding recessed profiles with integrated plasterboard) no packaging charges will be applied.

BAKU P

KIT PROFILO E DIFFUSORE 2 m
PROFILE AND DIFFUSER kit 2 m

Strip LED non include
Strip LED not included



Bianco opaco / Matt White
PBAPB1



Nero opaco / Matt Black
PBAPN1

TESTATE TERMINALI (2 pz)
END CAPS (2 pcs)



Bianco opaco / Matt White
PBATB1

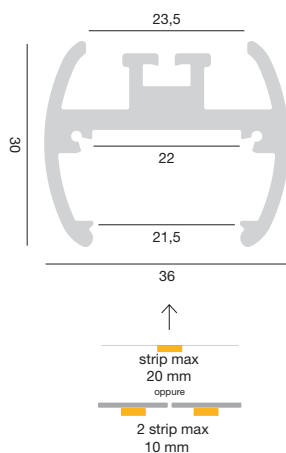


Nero opaco / Matt Black
PBATN1

BAKU G

KIT PROFILO E DIFFUSORE 2 m
PROFILE AND DIFFUSER kit 2 m

Strip LED non include
Strip LED not included



Bianco opaco / Matt White
PBAPB2



Nero opaco / Matt Black
PBAPN2

TESTATE TERMINALI (2 pz)
END CAPS (2 pcs)



Bianco opaco / Matt White
PBATB2



Nero opaco / Matt Black
PBATN2

BLED

Sistema modulare in alluminio estruso sezionabile per installazione a plafone su parete o soffitto o installazione a sospensione.
 Dotato di 4 staffette per il fissaggio. Incluso di diffusore in policarbonato bianco opaco ad incastro. Illuminazione diretta.
 Colori disponibili: bianco opaco o nero opaco.
 Strip LED con alimentatore installato in remoto, accessori per giunzione, sospensione e chiusura da ordinare separatamente.

Sectionable extruded aluminium modular system for mounting on walls or ceilings
 or suspension installation. Equipped with 4 brackets for fixing. Including snap-in white polycarbonate diffuser. Direct lighting.
 Available colours: matt white or matt black.
 LED strip with remote installed power supply, accessories for joint, suspension and closure to be ordered separately.



CONDIZIONI DI VENDITA:

per ordini di profili inferiori a 4 pezzi assortiti (escluso i profili ad incasso con cartongesso incluso) verrà applicata una spesa di fuori imballo di 10€.
 Per ordini di profili uguali o superiori a 4 pezzi assortiti (escluso i profili con cartongesso incluso) non verrà applicata nessuna spesa di fuori imballo.

SALES CONDITIONS:

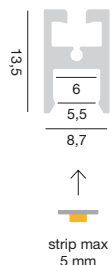
for profiles orders with less than 4 assorted pieces (excluding recessed profiles with integrated plasterboard) a packaging charge of €10 will be applied.
 For profiles orders with equal to or more than 4 assorted pieces (excluding recessed profiles with integrated plasterboard) no packaging charges will be applied.

BLED P

KIT PROFILO E DIFFUSORE 2 m
includere 4 staffette

PROFILE AND DIFFUSER kit 2 m
equipped with 4 brackets

Strip LED non include
Strip LED not included



Bianco opaco / Matt White
PBLPB1



Nero opaco / Matt Black
PBLPN1

TESTATE TERMINALI (2 pz)
END CAPS (2 pcs)



Bianco opaco / Matt White
PBLTB1



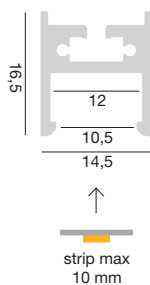
Nero opaco / Matt Black
PBLTN1

BLED G

KIT PROFILO E DIFFUSORE 2 m
includere 4 staffette

PROFILE AND DIFFUSER kit 2 m
equipped with 4 brackets

Strip LED non include
Strip LED not included



Bianco opaco / Matt White
PBLPB2



Nero opaco / Matt Black
PBLPN2

TESTATE TERMINALI (2 pz)
END CAPS (2 pcs)



Bianco opaco / Matt White
PBLTB2



Nero opaco / Matt Black
PBLTN2

BUCAREST

Sistema modulare in alluminio estruso sezionabile per installazione a plafone su parete o soffitto installazione a sospensione o Incluso di diffusore in policarbonato bianco opaco ad incastro. Illuminazione diretta.

Colori disponibili: bianco opaco, nero opaco o oro ossidato.


Strip LED con alimentatore installato in remoto, accessori per giunzione, sospensione e chiusura da ordinare separatamente.

Sectionable extruded aluminium modular system for mounting on walls or ceilings

or suspension installation. Equipped with 4 brackets for fixing. Including snap-in white polycarbonate diffuser. Direct lighting.

Available colours: matt white, matt black or oxidised gold.

LED strip with remote installed power supply, accessories for joint, suspension and closure to be ordered separately.



CONDIZIONI DI VENDITA:

per ordini di profili inferiori a 4 pezzi assortiti (escluso i profili ad incasso con cartongesso incluso) verrà applicata una spesa di fuori imballo di 10€.
Per ordini di profili uguali o superiori a 4 pezzi assortiti (escluso i profili con cartongesso incluso) non verrà applicata nessuna spesa di fuori imballo.

SALES CONDITIONS:

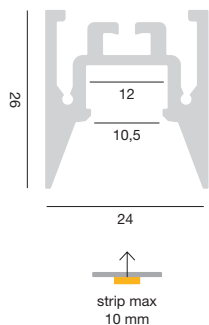
for profiles orders with less than 4 assorted pieces (excluding recessed profiles with integrated plasterboard) a packaging charge of €10 will be applied.
For profiles orders with equal to or more than 4 assorted pieces (excluding recessed profiles with integrated plasterboard) no packaging charges will be applied.

BUCAREST P

KIT PROFILO E DIFFUSORE 2 m
include 4 staffette

PROFILE AND DIFFUSER kit 2 m
equipped with 4 brackets

Strip LED non include
Strip LED not included



Bianco opaco / Matt White
PBUPB1



Nero opaco / Matt Black
PBUPN1



Oro ossidato / Oxidised Gold
PBUPO1

TESTATE TERMINALI (2 pz)
END CAPS (2 pcs)



Bianco opaco / Matt White
PBUTB1



Nero opaco / Matt Black
PBUTN1

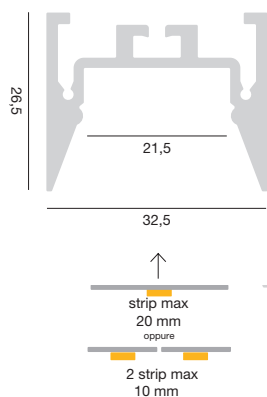


Oro ossidato / Oxidised Gold
PBUTO1

BUCAREST G

KIT PROFILO E DIFFUSORE 2 m
PROFILE AND DIFFUSER kit 2 m

Strip LED non include
Strip LED not included



Bianco opaco / Matt White
PBUPB2



Nero opaco / Matt Black
PBUPN2



Oro ossidato / Oxidised Gold
PBUPO2

TESTATE TERMINALI (2 pz)
END CAPS (2 pcs)



Bianco opaco / Matt White
PBUTB2



Nero opaco / Matt Black
PBUTN2



Oro ossidato / Oxidised Gold
PBUTO2

RIGA

Sistema modulare in alluminio estruso sezionabile per installazione a plafone su parete o soffitto o installazione a sospensione.

Dotato di 4 staffette per il fissaggio. Incluso di diffusore in policarbonato bianco opaco ad incastro. Illuminazione diretta.

Colori disponibili: bianco opaco o nero opaco.

Strip LED con alimentatore installato in remoto, accessori per giunzione, sospensione e chiusura da ordinare separatamente.

Sectionable extruded aluminium modular system for mounting on walls or ceilings or suspension installation.

Equipped with 4 brackets for fixing. Including snap-in white polycarbonate diffuser. Direct lighting.

Available colours: matt white or matt black.

LED strip with remote installed power supply, accessories for joint, suspension and closure to be ordered separately.

RIGA G

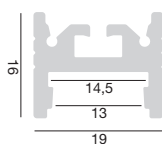
KIT PROFILO E DIFFUSORE 2 m

incluse 4 staffette

PROFILE AND DIFFUSER kit 2 m

equipped with 4 brackets

Strip LED non include
Strip LED not included



Bianco opaco / Matt White

PRIPB2



Nero opaco / Matt Black

PRIPN2

TESTATE TERMINALI (2 pz)

END CAPS (2 pcs)



Bianco opaco / Matt White

PRITB2



Nero opaco / Matt Black

PRITN2

CONDIZIONI DI VENDITA:

per ordini di profili inferiori a 4 pezzi assortiti (escluso i profili ad incasso con cartongesso incluso) verrà applicata una spesa di fuori imballo di 10€.
Per ordini di profili uguali o superiori a 4 pezzi assortiti (escluso i profili con cartongesso incluso) non verrà applicata nessuna spesa di fuori imballo.

SALES CONDITIONS:

for profiles orders with less than 4 assorted pieces (excluding recessed profiles with integrated plasterboard) a packaging charge of €10 will be applied.
For profiles orders with equal to or more than 4 assorted pieces (excluding recessed profiles with integrated plasterboard) no packaging charges will be applied.



ACCESSORI / ACCESSORIES

BRASILIA / RABAT / BAKU / BLED / BUCAREST / RIGA

KIT SOSPENSIONE COMPLETO
per alimentatore in remoto

COMPLETE SUSPENSION KIT
for remote power supply

140x40x28 mm
cavi / cables max 2 m



Bianco opaco /
Matt White
PKISB1



Nero opaco /
Matt Black
PKISN1



Oro /
Gold
PKISO1

KIT SOSPENSIONE COMPLETO
per alimentatori non dimmerabili
GSTT37-GSTT40-GSTT41
(non inclusi)

COMPLETE SUSPENSION KIT
for non dimmable power supplies
GSTT37-GSTT40-GSTT41
(not included)

294x71x38 mm
cavi / cables max 2 m



Bianco opaco /
Matt White
PKISNB



Nero opaco /
Matt Black
PKISNDN



Oro /
Gold
PKISNDO

KIT SOSPENSIONE COMPLETO
per alimentatori non dimmerabili
GSTT15-GSTT16
(non inclusi)

COMPLETE SUSPENSION KIT
for non dimmable power supplies
GSTT15 -GSTT16
(not included)

419x53x38 mm
cavi / cables max 2 m



Bianco opaco /
Matt White
PKISDB



Nero opaco /
Matt Black
PKISDN



Oro /
Gold
PKISDO

KIT SOSPENSIONE
CAVO SINGOLO

SINGLE CABLE SUSPENSION KIT

19x53x38 mm
cavi / cables max 2 m



Bianco opaco /
Matt White
PKICSB



Nero opaco /
Matt Black
PKICSN



Oro /
Gold
PKICSO

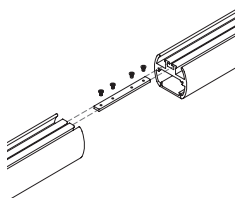
ACCESSORI / ACCESSORIES

BRASILIA / RABAT / BAKU / BLED / BUCAREST / RIGA

GIUNZIONE PICCOLA LINEARE

SMALL LINEAR JUNCTION

per / for
BRASILIA
RABAT
BAKU
BLED
BUCAREST
RIGA



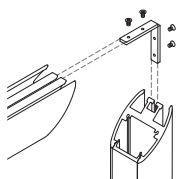
Argento / Silver

PGILP1

GIUNZIONE PICCOLA PIEGATA

SMALL BENT JUNCTION

per / for
BRASILIA
RABAT
BAKU
BLED
BUCAREST
RIGA



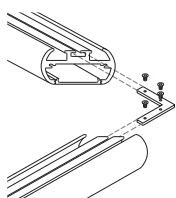
Argento / Silver

PGIPP1

GIUNZIONE PICCOLA ANGOLO

SMALL CORNER JUNCTION

per / for
BRASILIA
RABAT
BAKU
BLED
BUCAREST
RIGA



Argento / Silver

PGIAP1

KIT STAFFETTA

BRACKET KIT

per / for
BAKU P
BLED G
RIGA G

Trasparente / Transparent

PSFP01COVER
rotolo da 5,20 metri

5.20 m roll

per / for
BAKU P
RIGA G

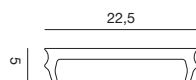


Bianco opaco / Opal white


PCO01COVER
rotolo da 5,20 metri

5.20 m roll

per / for
BAKU G
BUCAREST G



Bianco opaco / Opal white

PCO02

STRIP LED

PLAFONIERE E SOSPENSIONI / CEILING AND SUSPENSIONS

STRIP LED 5 mm

24Vdc

IP20

Per - for
BLED P

	CODE	CCT	FLUX / m
11W/m	GST141C	3000K	1413lm
SMD 2835	GST141N	4000K	1481lm
140 LED/m			
CRI >80			
pag. 286			

	CODE	CCT	FLUX / m
18W/m	GST160C	3000K	2498lm
SMD 2216	GST160N	4000K	2612lm
240 LED/m			
CRI >80			
pag. 286			

STRIP LED 10 mm

24Vdc

IP20

Per - for:
BRASILIA

RABAT

BAKU P

BAKU G

BLED G

BUCAREST P

BUCAREST G

RIGA G

	CODE	CCT	FLUX / m
11W/m	GST141C	3000K	1413lm
SMD 2835	GST141N	4000K	1481lm
140 LED/m			
CRI >80			
pag. 286			

	CODE	CCT	FLUX / m
18W/m	GST160C	3000K	2498lm
SMD 2216	GST160N	4000K	2612lm
240 LED/m			
CRI >80			
pag. 286			

4,8W/m	GST110C	3000K	620lm
SMD 2835	GST110N	4000K	683lm
70 LED/m			
CRI >80			
pag. 287			

8W/m	GST143C	3000K	870lm
COBLED	GST143N	4000K	880lm
320 LED/m			
CRI >80			
pag. 287			

9,6W/m	GST120C	3000K	1280lm
SMD 2835	GST120N	4000K	1316lm
140 LED/m			
CRI >80			
pag. 287			

12W/m	GST150H	2700K	1623lm
SMD 2835	GST150C	3000K	1792lm
128 LED/m	GST150N	4000K	1972lm
CRI >80			
pag. 288			

12W/m	GST170C	3000K	1371lm
SMD 2835	GST170N	4000K	1582lm
128 LED/m			
CRI >90			
pag. 288			

14,4W/m	GST130C	3000K	1553lm
SMD 2835	GST130N	4000K	1660lm
70 LED/m			
CRI >80			
pag. 288			

14,4W/m	GST161C	3000K	1750lm
SMD 2835	GST161N	4000K	1816lm
140 LED/m			
CRI >80			
pag. 289			

15W/m	GST144C	3000K	1580lm
COBLED	GST144N	4000K	1650lm
528 LED/m			
CRI >80			
pag. 289			

18W/m	GST151H	2700K	2461lm
SMD 2835	GST151C	3000K	2705lm
192 LED/m	GST151N	4000K	2712lm
CRI >80			
pag. 289			

18W/m	GST171C	3000K	2158lm
SMD 2835	GST171N	4000K	2207lm
192 LED/m			
CRI >90			
pag. 290			

19,2W/m	GST140C	3000K	2418lm
SMD 2835	GST140N	4000K	2532lm
140 LED/m			
CRI >80			
pag. 290			

19,2W/m	GST162C	3000K	2713lm
SMD 2835	GST162N	4000K	2894lm
240 LED/m			
CRI >80			
pag. 290			

19,2W/m	GST172C	3000K	2356lm
SMD 2835	GST172N	4000K	2500lm
240 LED/m			
CRI >90			
pag. 291			

22W/m	GST163H	2700K	2989lm
SMD 2835	GST163C	3000K	3107lm
240 LED/m	GST163N	4000K	3364lm
CRI >80			
pag. 291			

22W/m	GST173C	3000K	2633lm
SMD 2835	GST173N	4000K	2976lm
240 LED/m			
CRI >90			
pag. 291			

RGB	GST062R	RGB	max 450lm
14,4W/m			
SMD 5050			
60 LED/m			
pag. 294			

RGB	GST165R	RGB	844lm
19W/m			
SMD 3535			
120 LED/m			
pag. 294			

STRIP LED 10 mm

24Vdc

IP65 IP66 Partlene

Per - for:
BRASILIA
RABAT
BAKU P
BAKU G
BLED G
BUCAREST P
BUCAREST G
RIGA G

	CODE	CCT	FLUX / m
10W/m	GST166C	3000K	1221lm
SMD 2835	GST166N	4000K	1250lm
70 LED/m			
CRI >80			
pag. 292			
IP65 waterproof - Silicone			
14,4W/m	GST182C	3000K	1735lm
SMD 2835	GST182N	4000K	1854lm
140 LED/m			
CRI>80			
18W/m	GST154C	3000K	2568lm
SMD 2835	GST154N	4000K	2712lm
192 LED/m			
CRI>80			
pag. 293			
RGB	GST185R	RGB	843lm
19W/m			
SMD 3535			
120 LED/m			
pag. 295			

	CODE	CCT	FLUX / m
12W/m	GST181C	3000K	1790lm
SMD 2835	GST181N	4000K	1878lm
128 LED/m			
CRI>80			
pag. 292			
22W/m	GST183C	3000K	3107lm
SMD 2835	GST183N	4000K	3356lm
240 LED/m			
CRI>80			
pag. 293			
IP65			
11W/m	GST180C	3000K	1409lm
SMD 2835	GST180N	4000K	1445lm
140 LED/m			
CRI >80			
pag. 292			

STRIP LED 12 mm

RGB

24Vdc

Per - for:
BRASILIA
RABAT
BAKU P
BAKU G
BUCAREST P
BUCAREST G

	CODE	CCT	FLUX / m
RGB + W	GST061R	RGB + 4000K	660lm
14,4W/m			
SMD 5050	IP20		
60 LED/m			
pag. 294			
RGB	GST063R	RGB	max 415lm
14,4W/m			
SMD 5050	IP67		
60 LED/m			
pag. 295			
15W/m	GST190C	3000K	1394lm
SMD 2835	GST190N	4000K	1458lm
120 LED/m			
CRI >80			
pag. 310	IP65		

	CODE	CCT	FLUX / m
RGB	GST164R	RGB	1010lm
21W/m			
SMD 3535	IP20		
240 LED/m			
pag. 294			
RGB	GST063R	RGB	max 415lm
14,4W/m			
SMD 5050	IP66		
60 LED/m			
pag. 295			





■ ANGOLARE / ANGULAR

AVANA

NEW

Sistema modulare in alluminio estruso sezionabile per installazione a plafone su parete o soffitto.
Incluso di diffusore in policarbonato bianco opaco ad incastro. Illuminazione diretta.
Colori disponibili: bianco opaco.
Strip LED, alimentatori, accessori per giunzione e chiusura da ordinare separatamente.

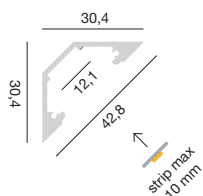
Sectionable extruded aluminium modular system for surface mounting on wall or ceiling.
Including interlocking matt white polycarbonate diffuser. direct lighting.
Available colours: matt white.
LED strips, power supplies, junction and closing accessories to be ordered separately.

AVANA

KIT PROFILO E DIFFUSORE 2 m
incluse 4 staffette

PROFILE AND DIFFUSER kit 2 m
equipped with 4 brackets

Strip LED non include
Strip LED not included



Bianco opaco / Matt White
GAVPB1

TESTATE TERMINALI (2 pz)
END CAPS (2 pcs)



Bianco opaco / Matt White
GAVTB1

CONDIZIONI DI VENDITA:

per ordini di profili inferiori a 4 pezzi assortiti (escluso i profili ad incasso con cartongesso incluso) verrà applicata una spesa di fuori imballo di 10€.
Per ordini di profili uguali o superiori a 4 pezzi assortiti (escluso i profili con cartongesso incluso) non verrà applicata nessuna spesa di fuori imballo.

SALES CONDITIONS:

for profiles orders with less than 4 assorted pieces (excluding recessed profiles with integrated plasterboard) a packaging charge of €10 will be applied.
For profiles orders with equal to or more than 4 assorted pieces (excluding recessed profiles with integrated plasterboard) no packaging charges will be applied.



LUBIANA

Sistema modulare in alluminio estruso sezionabile per installazione a plafone su parete o soffitto.

Disponibile in due misure (2 m o 3 m).

Incluso di diffusori in policarbonato bianco opaco ad incastro. Illuminazione indiretta.

Colori disponibili: bianco opaco, nero opaco o oro ossidato.

Strip LED con alimentatore installato in remoto, accessori per giunzione e chiusura da ordinare separatamente.

Sectionable extruded aluminum modular system for mounting on walls or ceilings.

Available in two sizes (2 m or 3 m).

Including snap-in matt white polycarbonate diffusers. Indirect lighting.

Available colours: matt white, matt black or oxidised gold.

LED strip with remote installed power supply, accessories for joint and closure to be ordered separately.



CONDIZIONI DI VENDITA:

per ordini di profili inferiori a 4 pezzi assortiti (escluso i profili ad incasso con cartongesso incluso) verrà applicata una spesa di fuori imballo di 10€.

Per ordini di profili uguali o superiori a 4 pezzi assortiti (escluso i profili con cartongesso incluso) non verrà applicata nessuna spesa di fuori imballo.

SALES CONDITIONS:

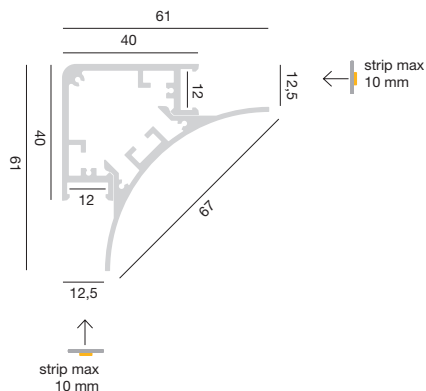
for profiles orders with less than 4 assorted pieces (excluding recessed profiles with integrated plasterboard) a packaging charge of €10 will be applied.

For profiles orders with equal to or more than 4 assorted pieces (excluding recessed profiles with integrated plasterboard) no packaging charges will be applied.

LUBIANA C

KIT PROFILO E DIFFUSORE 2 m o 3 m
PROFILE AND DIFFUSER kit 2 m o 3 m

Strip LED non include
Strip LED not included




Bianco opaco / Matt White

Profilo 2 m
PLUPBC



Nero opaco / Matt Black

Profilo 2 m
PLUPNC



Oro ossidato / Oxidised Gold

Profilo 2 m
PLUPOC

Profilo 3 m
PLUPBC3

Profilo 3 m
PLUPNC3

Profilo 3 m
PLUPOC3

TESTATE TERMINALI (2 pz)
END CAPS (2 pcs)



Bianco opaco / Matt White

PLUTCB



Nero opaco / Matt Black

PLUTCN



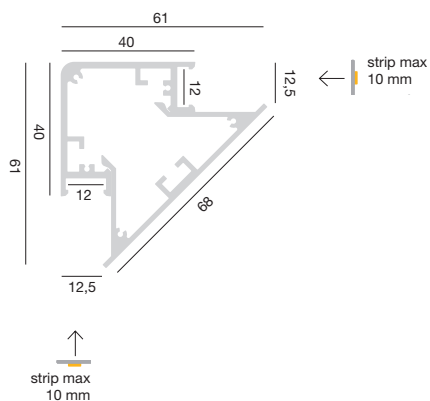
Oro ossidato / Oxidised Gold

PLUTCO

LUBIANA D

KIT PROFILO E DIFFUSORE 2m o 3 m
PROFILE AND DIFFUSER kit 2m o 3 m

Strip LED non include
Strip LED not included



Bianco opaco / Matt White

Profilo 2 m
PLUPBD



Nero opaco / Matt Black

Profilo 2 m
PLUPND



Oro ossidato / Oxidised Gold

Profilo 2 m
PLUPOD

Profilo 3 m
PLUPBD3

Profilo 3 m
PLUPND3

Profilo 3 m
PLUPOD3

TESTATE TERMINALI (2 pz)
END CAPS (2 pcs)



Bianco opaco / Matt White

PLUTDB



Nero opaco / Matt Black

PLUTDN



Oro ossidato / Oxidised Gold

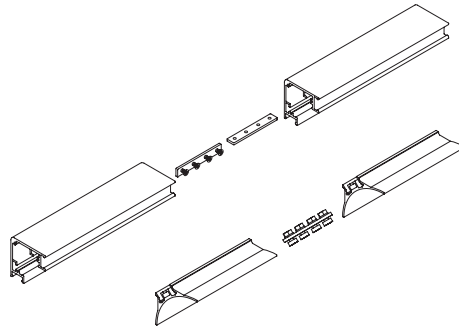
PLUTDO

ACCESSORI / ACCESSORIES

LUBIANA

KIT GIUNZIONE LINEARE

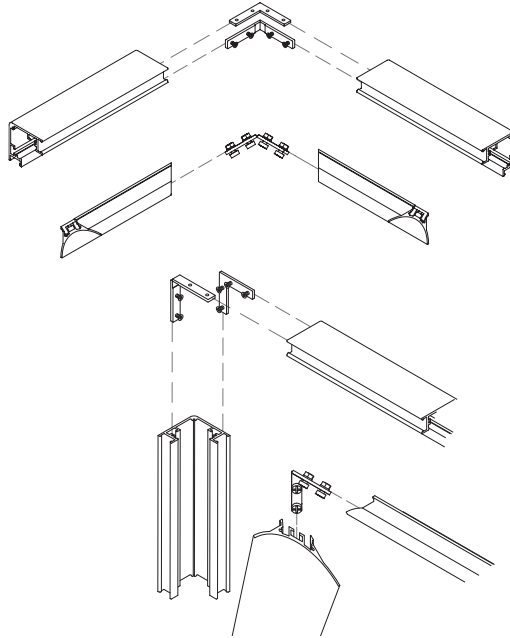
LINEAR JUNCTION KIT



Argento / Silver
PLUKIL

KIT GIUNZIONE ANGOLO

CORNER JUNCTION KIT



Argento / Silver
PLUKIA



STRIP LED

ANGOLARE / ANGULAR

STRIP LED 10 mm

24Vdc

IP20

Per - for:
AVANA
LUBIANA C
LUBIANA D

	CODE	CCT	FLUX / m
11W/m	GST141C	3000K	1413lm
SMD 2835	GST141N	4000K	1481lm
140 LED/m			
CRI >80			
pag. 286			
4,8W/m	GST110C	3000K	620lm
SMD 2835	GST110N	4000K	683lm
70 LED/m			
CRI >80			
pag. 287			
9,6W/m	GST120C	3000K	1280lm
SMD 2835	GST120N	4000K	1316lm
140 LED/m			
CRI >80			
pag. 287			
12W/m	GST170C	3000K	1371lm
SMD 2835	GST170N	4000K	1582lm
128 LED/m			
CRI >90			
pag. 288			
14,4W/m	GST161C	3000K	1750lm
SMD 2835	GST161N	4000K	1816lm
140 LED/m			
CRI >80			
pag. 289			
18W/m	GST151H	2700K	2461lm
SMD 2835	GST151C	3000K	2705lm
192 LED/m	GST151N	4000K	2712lm
CRI >80			
pag. 289			
19,2W/m	GST140C	3000K	2418lm
SMD 2835	GST140N	4000K	2532lm
140 LED/m			
CRI >80			
pag. 290			
19,2W/m	GST172C	3000K	2356lm
SMD 2835	GST172N	4000K	2500lm
240 LED/m			
CRI >90			
pag. 291			
22W/m	GST173C	3000K	2633lm
SMD 2835	GST173N	4000K	2976lm
240 LED/m			
CRI >90			
pag. 291			
RGB	GST165R	RGB	844lm
19W/m			
SMD 3535			
120 LED/m			
pag. 294			

	CODE	CCT	FLUX / m
18W/m	GST160C	3000K	2498lm
SMD 2216	GST160N	4000K	2612lm
240 LED/m			
CRI >80			
pag. 286			
8W/m	GST143C	3000K	870lm
COBLED	GST143N	4000K	880lm
320 LED/m			
CRI >80			
pag. 287			
12W/m	GST150H	2700K	1623lm
SMD 2835	GST150C	3000K	1792lm
128 LED/m	GST150N	4000K	1972lm
CRI >80			
pag. 288			
14,4W/m	GST130C	3000K	1553lm
SMD 2835	GST130N	4000K	1660lm
70 LED/m			
CRI >80			
pag. 288			
15W/m	GST144C	3000K	1580lm
COBLED	GST144N	4000K	1650lm
528 LED/m			
CRI >80			
pag. 289			
18W/m	GST171C	3000K	2158lm
SMD 2835	GST171N	4000K	2207lm
192 LED/m			
CRI >90			
pag. 290			
19,2W/m	GST162C	3000K	2713lm
SMD 2835	GST162N	4000K	2894lm
240 LED/m			
CRI >80			
pag. 290			
22W/m	GST163H	2700K	2989lm
SMD 2835	GST163C	3000K	3107lm
240 LED/m	GST163N	4000K	3364lm
CRI >80			
pag. 291			
RGB	GST062R	RGB	max 450lm
14,4W/m			
SMD 5050			
60 LED/m			
pag. 294			

STRIP LED 10 mm

24Vdc

IP65 IP66 Partlene

Per - for:
AVANA
LUBIANA C
LUBIANA D

	CODE	CCT	FLUX / m
10W/m	GST166C	3000K	1221lm
SMD 2835	GST166N	4000K	1250lm
70 LED/m			
CRI >80			
pag. 292			
IP65 waterproof - Silicone			
14,4W/m	GST182C	3000K	1735lm
SMD 2835	GST182N	4000K	1854lm
140 LED/m			
CRI >80			
18W/m	GST154C	3000K	2568lm
SMD 2835	GST154N	4000K	2712lm
192 LED/m			
CRI >80			
pag. 293			
RGB	GST185R	RGB	843lm
19W/m			
SMD 3535			
120 LED/m			
pag. 295			

	CODE	CCT	FLUX / m
12W/m	GST181C	3000K	1790lm
SMD 2835	GST181N	4000K	1878lm
128 LED/m			
CRI >80			
pag. 292			
22W/m	GST183C	3000K	3107lm
SMD 2835	GST183N	4000K	3356lm
240 LED/m			
CRI >80			
pag. 293			
IP65			
11W/m	GST180C	3000K	1409lm
SMD 2835	GST180N	4000K	1445lm
140 LED/m			
CRI >80			
pag. 292			

STRIP LED 12 mm

RGB

24Vdc

Per - for:
AVANA
LUBIANA C
LUBIANA D

	CODE	CCT	FLUX / m
RGB + W	GST061R	RGB + 4000K	660lm
14,4W/m			
SMD 5050	IP20		
60 LED/m			
pag. 294			
RGB	GST185R	RGB	843lm
19W/m			
SMD 3535	IP66		
120 LED/m			
pag. 295			

	CODE	CCT	FLUX / m
RGB	GST164R	RGB	1010lm
21W/m			
SMD 3535	IP20		
240 LED/m			
pag. 294			
RGB	GST184R	RGB	1005lm
21W/m			
SMD 3535	IP66		
240 LED/m			
pag. 295			



■ APPLIQUE / WALL LIGHT



TIRANA

NEW

Sistema modulare in alluminio estruso sezionabile per installazione a plafone su parete.

Disponibile in due misure (2 m o 3 m). Incluso di diffusore in policarbonato bianco opaco ad incastro. Illuminazione indiretta.

Colori disponibili: bianco opaco o nero opaco.

Possibilità di inserire alimentatori slim (GSTT47, GSTT48, GSTT49, GSTT50 e GSTT51) all'interno del profilo.

Strip LED, alimentatori, accessori per giunzione, sospensione e chiusura da ordinare separatamente.

Sectionable extruded aluminum modular system for surface mounting on walls.

Available in two sizes (2 m or 3 m). Including interlocking matt white polycarbonate diffuser. Indirect lighting.

Available colours: matt white or matt black.

Possible to insert slim power supplies (GSTT47, GSTT48, GSTT49, GSTT50 and GSTT51) inside the profile.

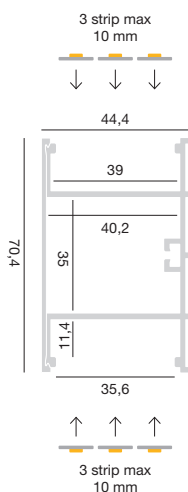
LED strips, power supplies, jointing, suspension and closing accessories to be ordered separately.

TIRANA

KIT PROFILO E DIFFUSORE 2 m o 3 m


PROFILE AND DIFFUSER kit 2 m o 3 m

Strip LED non include
Strip LED not included



Bianco opaco / Matt White

Profilo 2 m
GTIPB2



Nero opaco / Matt Black

Profilo 2 m
GTIPN2

Profilo 3 m
GTIPB3


Profilo 3 m
GTIPN3

TESTATE TERMINALI (2 pz)
END CAPS (2 pcs)



Bianco opaco / Matt White

GTITB1



Nero opaco / Matt Black

GTITN1



CONDIZIONI DI VENDITA:

per ordini di profili inferiori a 4 pezzi assortiti (escluso i profili ad incasso con cartongesso incluso) verrà applicata una spesa di fuori imballo di 10€.

Per ordini di profili uguali o superiori a 4 pezzi assortiti (escluso i profili con cartongesso incluso) non verrà applicata nessuna spesa di fuori imballo.

SALES CONDITIONS:

for profiles orders with less than 4 assorted pieces (excluding recessed profiles with integrated plasterboard) a packaging charge of €10 will be applied.

For profiles orders with equal to or more than 4 assorted pieces (excluding recessed profiles with integrated plasterboard) no packaging charges will be applied.



RIGA AF


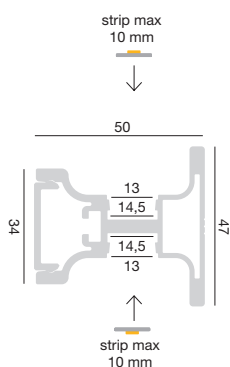
Sistema modulare in alluminio estruso sezionabile per installazione a plafone su parete. Incluso di diffusori in policarbonato bianco opaco ad incastro. Illuminazione indiretta. Colori disponibili: bianco opaco o nero opaco.
Strip LED con alimentatore installato in remoto, accessori per giunzione e chiusura da ordinare separatamente.

Sectionable extruded aluminium modular system for mounting on walls including snap-in matt white polycarbonate diffusers. Indirect lighting. Available colours: matt white or matt black.
LED strip with remote installed power supply, accessories for joint and closure to be ordered separately.

RIGA AF

KIT PROFILO E DIFFUSORE 2 m
PROFILE AND DIFFUSER kit 2 m

Strip LED non include
Strip LED not included



Bianco opaco / Matt White
PRIACFB



Nero opaco / Matt Black
PRIACFN

TESTATE TERMINALI (2 pz)
END CAPS (2 pcs)



Bianco opaco / Matt White
PRITAFB



Nero opaco / Matt Black
PRITAFN



CONDIZIONI DI VENDITA:

per ordini di profili inferiori a 4 pezzi assortiti (escluso i profili ad incasso con cartongesso incluso) verrà applicata una spesa di fuori imballo di 10€.
Per ordini di profili uguali o superiori a 4 pezzi assortiti (escluso i profili con cartongesso incluso) non verrà applicata nessuna spesa di fuori imballo.

SALES CONDITIONS:

for profiles orders with less than 4 assorted pieces (excluding recessed profiles with integrated plasterboard) a packaging charge of €10 will be applied.
For profiles orders with equal to or more than 4 assorted pieces (excluding recessed profiles with integrated plasterboard) no packaging charges will be applied.

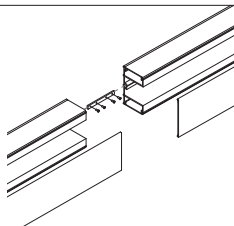


ACCESSORI / ACCESSORIES

TIRANA

Giunzione piccola lineare

Small linear joints

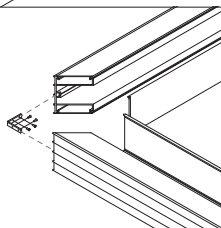


Argento / Silver

PGILP1

Giunzione piccola piegata

Small bent joint

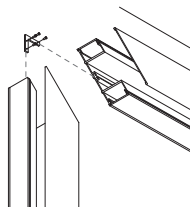


Argento / Silver

PGIPP1

Giunzione piccola angolo

Small corner junction

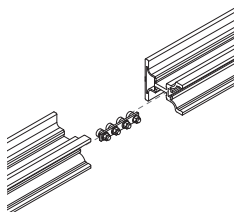


Argento / Silver

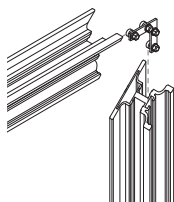
PGIAP1

ACCESSORI / ACCESSORIES

RIGA AF

Giunzione grande lineare
passanteLarge thought linear
joints

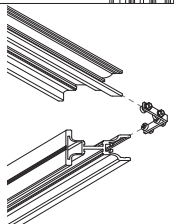
Argento / Silver

PGILGPGiunzione grande
angolo passanteLarge thought corner
junction

Argento / Silver

PGIAGPGiunzione grande
piegata passante

Large thought bent joint



Argento / Silver

PGIPGPCOVER
rotolo da 5,20 metri

5.20 m roll metri



Bianco opaco / Opal white

PCO01



STRIP LED

APPLIQUE / WALL LIGHT

STRIP LED 10 mm

24Vdc

IP20

Per - for:
TIRANA
RIGA AF

	CODE	CCT	FLUX / m
11W/m	GST141C	3000K	1413lm
SMD 2835	GST141N	4000K	1481lm
140 LED/m			
CRI >80			
pag. 286			
4,8W/m	GST110C	3000K	620lm
SMD 2835	GST110N	4000K	683lm
70 LED/m			
CRI >80			
pag. 287			
9,6W/m	GST120C	3000K	1280lm
SMD 2835	GST120N	4000K	1316lm
140 LED/m			
CRI >80			
pag. 287			
12W/m	GST170C	3000K	1371lm
SMD 2835	GST170N	4000K	1582lm
128 LED/m			
CRI >90			
pag. 288			
14,4W/m	GST161C	3000K	1750lm
SMD 2835	GST161N	4000K	1816lm
140 LED/m			
CRI >80			
pag. 289			
18W/m	GST151H	2700K	2461lm
SMD 2835	GST151C	3000K	2705lm
192 LED/m	GST151N	4000K	2712lm
CRI >80			
pag. 289			
19,2W/m	GST140C	3000K	2418lm
SMD 2835	GST140N	4000K	2532lm
140 LED/m			
CRI >80			
pag. 290			
19,2W/m	GST172C	3000K	2356lm
SMD 2835	GST172N	4000K	2500lm
240 LED/m			
CRI >90			
pag. 291			
22W/m	GST173C	3000K	2633lm
SMD 2835	GST173N	4000K	2976lm
240 LED/m			
CRI >90			
pag. 291			
RGB	GST165R	RGB	844lm
19W/m			
SMD 3535			
120 LED/m			
pag. 294			

	CODE	CCT	FLUX / m
18W/m	GST160C	3000K	2498lm
SMD 2216	GST160N	4000K	2612lm
240 LED/m			
CRI >80			
pag. 286			
8W/m	GST143C	3000K	870lm
COBLED	GST143N	4000K	880lm
320 LED/m			
CRI >80			
pag. 287			
12W/m	GST150H	2700K	1623lm
SMD 2835	GST150C	3000K	1792lm
128 LED/m	GST150N	4000K	1972lm
CRI >80			
pag. 288			
14,4W/m	GST130C	3000K	1553lm
SMD 2835	GST130N	4000K	1660lm
70 LED/m			
CRI >80			
pag. 288			
15W/m	GST144C	3000K	1580lm
COBLED	GST144N	4000K	1650lm
528 LED/m			
CRI >80			
pag. 289			
18W/m	GST171C	3000K	2158lm
SMD 2835	GST171N	4000K	2207lm
192 LED/m			
CRI >90			
pag. 290			
19,2W/m	GST162C	3000K	2713lm
SMD 2835	GST162N	4000K	2894lm
240 LED/m			
CRI >80			
pag. 290			
22W/m	GST163H	2700K	2989lm
SMD 2835	GST163C	3000K	3107lm
240 LED/m	GST163N	4000K	3364lm
CRI >80			
pag. 291			
RGB	GST062R	RGB	max 450lm
14,4W/m			
SMD 5050			
60 LED/m			
pag. 294			

STRIP LED 10 mm

24Vdc

IP65 IP66 Partlene

Per - for:
TIRANA
RIGA AF

	CODE	CCT	FLUX / m
10W/m	GST166C	3000K	1221lm
SMD 2835	GST166N	4000K	1250lm
70 LED/m			
CRI >80			
pag. 292			
IP65 waterproof - Silicone			
14,4W/m	GST182C	3000K	1735lm
SMD 2835	GST182N	4000K	1854lm
140 LED/m			
CRI >80			
18W/m	GST154C	3000K	2568lm
SMD 2835	GST154N	4000K	2712lm
192 LED/m			
CRI >80			
pag. 293			
RGB	GST185R	RGB	843lm
19W/m			
SMD 3535			
120 LED/m			
pag. 295			

	CODE	CCT	FLUX / m
12W/m	GST181C	3000K	1790lm
SMD 2835	GST181N	4000K	1878lm
128 LED/m			
CRI >80			
pag. 292			
22W/m	GST183C	3000K	3107lm
SMD 2835	GST183N	4000K	3356lm
240 LED/m			
CRI >80			
pag. 293			
IP65			
11W/m	GST180C	3000K	1409lm
SMD 2835	GST180N	4000K	1445lm
140 LED/m			
CRI >80			
pag. 292			

STRIP LED 12 mm

RGB

24Vdc

Per - for:
TIRANA
RIGA AF

	CODE	CCT	FLUX / m
RGB + W	GST061R	RGB + 4000K	660lm
14,4W/m			
SMD 5050	IP20		
60 LED/m			
pag. 294			
RGB	GST185R	RGB	843lm
19W/m			
SMD 3535	IP66		
120 LED/m			
pag. 295			

	CODE	CCT	FLUX / m
RGB	GST164R	RGB	1010lm
21W/m			
SMD 3535	IP20		
240 LED/m			
pag. 294			
RGB	GST063R	RGB	max 415lm
14,4W/m			
SMD 5050	IP67		
60 LED/m			
pag. 295			





■ INCASSO / RECESSED

ROMA

NEW

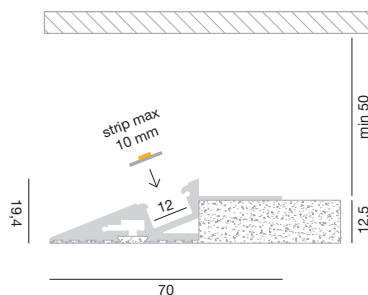
Sistema modulare in alluminio estruso sezionabile per installazione ad incasso veletta su cartongesso a scomparsa totale. Incluso di diffusore in policarbonato bianco opaco ad incastro. Illuminazione indiretta. Colori disponibili: bianco opaco. Strip LED con alimentatore installato in remoto, accessori per giunzione, fissaggio e chiusura da ordinare separatamente.

Sectionable extruded aluminium modular system for recessed installation on fully concealed plasterboard. Including interlocking matt white polycarbonate diffuser. Indirect lighting. Available colours: matt white. LED strip with remotely installed power supply, accessories for joining, fixing and closing to be ordered separately.

ROMA

KIT PROFILO E DIFFUSORE 2 m PROFILE AND DIFFUSER kit 2 m

Strip LED non include
Strip LED not included



Bianco opaco / Matt White
GROPB1

TESTATE TERMINALI (2 pz) END CAPS (2 pcs)



Bianco opaco / Matt White
GROTB1

CONDIZIONI DI VENDITA:

per ordini di profili inferiori a 4 pezzi assortiti (escluso i profili ad incasso con cartongesso incluso) verrà applicata una spesa di fuori imballo di 10€.
Per ordini di profili uguali o superiori a 4 pezzi assortiti (escluso i profili con cartongesso incluso) non verrà applicata nessuna spesa di fuori imballo.

SALES CONDITIONS:

for profiles orders with less than 4 assorted pieces (excluding recessed profiles with integrated plasterboard) a packaging charge of €10 will be applied.
For profiles orders with equal to or more than 4 assorted pieces (excluding recessed profiles with integrated plasterboard) no packaging charges will be applied.



OTTAWA

NEW

Sistema modulare in alluminio estruso sezionabile per installazione ad incasso perimetrale su cartongesso a scomparsa totale.

Incluso di diffusore in policarbonato bianco opaco ad incastro. Illuminazione indiretta.

Colori disponibili: bianco opaco.

Strip LED con alimentatore installato in remoto, accessori per giunzione, fissaggio e chiusura da ordinare separatamente.

Sectionable extruded aluminium modular system for perimeter recessed installation on fully concealed plasterboard.

Including interlocking matt white polycarbonate diffuser. Indirect lighting.

Available colours: matt white.

LED strip with remotely installed power supply, accessories for joining, fixing and closing to be ordered separately.

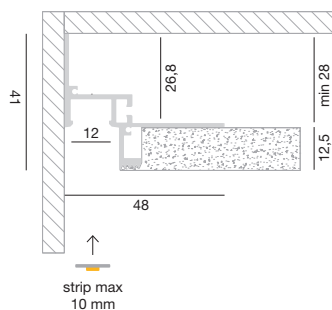
OTTAWA

KIT PROFILO E DIFFUSORE 2 m

PROFILE AND DIFFUSER kit 2 m

Strip LED non include

Strip LED not included



Bianco opaco / Matt White

GOTPB1

TESTATE TERMINALI (2 pz)

END CAPS (2 pcs)



Bianco opaco / Matt White

GOTTB1

CONDIZIONI DI VENDITA:

per ordini di profili inferiori a 4 pezzi assortiti (escluso i profili ad incasso con cartongesso incluso) verrà applicata una spesa di fuori imballo di 10€.

Per ordini di profili uguali o superiori a 4 pezzi assortiti (escluso i profili con cartongesso incluso) non verrà applicata nessuna spesa di fuori imballo.

SALES CONDITIONS:

for profiles orders with less than 4 assorted pieces (excluding recessed profiles with integrated plasterboard) a packaging charge of €10 will be applied.

For profiles orders with equal to or more than 4 assorted pieces (excluding recessed profiles with integrated plasterboard) no packaging charges will be applied.



PRAGA

NEW

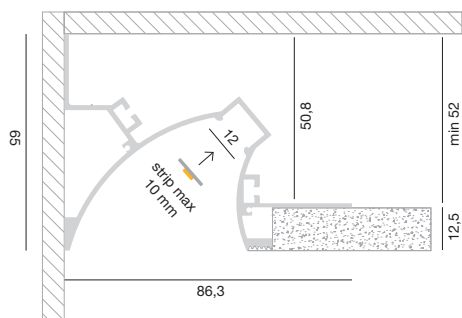
Sistema modulare in alluminio estruso sezionabile per installazione ad incasso perimetrale su cartongesso a scomparsa totale. Incluso di diffusore in policarbonato bianco opaco ad incastro. Illuminazione indiretta. Colori disponibili: bianco opaco. Strip LED con alimentatore installato in remoto, accessori per giunzione, fissaggio e chiusura da ordinare separatamente.

Sectionable extruded aluminium modular system for perimeter recessed installation on fully concealed plasterboard. Including interlocking matt white polycarbonate diffuser. Indirect lighting. Available colours: matt white. LED strip with remotely installed power supply, accessories for joining, fixing and closing to be ordered separately.

PRAGA

KIT PROFILO E DIFFUSORE 2 m
PROFILE AND DIFFUSER kit 2 m

Strip LED non include
Strip LED not included



Bianco opaco / Matt White
GPRPB1

TESTATE TERMINALI (2 pz)
END CAPS (2 pcs)



Bianco opaco / Matt White
GPRTB1

CONDIZIONI DI VENDITA:

per ordini di profili inferiori a 4 pezzi assortiti (escluso i profili ad incasso con cartongesso incluso) verrà applicata una spesa di fuori imballo di 10€.
Per ordini di profili uguali o superiori a 4 pezzi assortiti (escluso i profili con cartongesso incluso) non verrà applicata nessuna spesa di fuori imballo.

SALES CONDITIONS:

for profiles orders with less than 4 assorted pieces (excluding recessed profiles with integrated plasterboard) a packaging charge of €10 will be applied.
For profiles orders with equal to or more than 4 assorted pieces (excluding recessed profiles with integrated plasterboard) no packaging charges will be applied.



LIVERPOOL R

Sistema modulare in alluminio estruso sezionabile per installazione ad incasso su cartongesso o laterizio a scomparsa totale e con diffusore rientrato di 20mm. Incluso di diffusore trasparente usa e getta per rasatura e pittura e diffusore in policarbonato bianco opaco ad incastro. Illuminazione diretta.

Colori disponibili: bianco opaco o nero opaco.

Strip LED con alimentatore installato in remoto, accessori per giunzione, fissaggio e chiusura da ordinare separatamente.

Sectionable extruded aluminium modular system for completely concealed recessed installation on plasterboard or brickwork and with 20mm diffuser included. Including disposable transparent diffuser for shaving and painting and snap-in matt white polycarbonate diffuser. Direct lighting.

Available colours: matt white or matt black.

LED strip with remote installed power supply, accessories for joint, fixing and closure to be ordered separately.



CONDIZIONI DI VENDITA:

per ordini di profili inferiori a 4 pezzi assortiti (escluso i profili ad incasso con cartongesso incluso) verrà applicata una spesa di fuori imballo di 10€.
Per ordini di profili uguali o superiori a 4 pezzi assortiti (escluso i profili con cartongesso incluso) non verrà applicata nessuna spesa di fuori imballo.

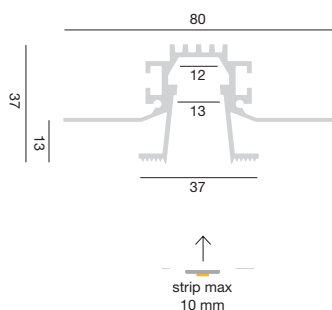
SALES CONDITIONS:

for profiles orders with less than 4 assorted pieces (excluding recessed profiles with integrated plasterboard) a packaging charge of €10 will be applied.
For profiles orders with equal to or more than 4 assorted pieces (excluding recessed profiles with integrated plasterboard) no packaging charges will be applied.

LIVERPOOL RP

KIT PROFILO E DIFFUSORE 2 m
PROFILE AND DIFFUSER kit 2 m

Strip LED non include
Strip LED not included



Bianco opaco / Matt White
PLIPRBP



Nero opaco / Matt Black
PLIPRNP

TESTATE TERMINALI (2 pz)
END CAPS (2 pcs)



Bianco opaco / Matt White
PLITRBP


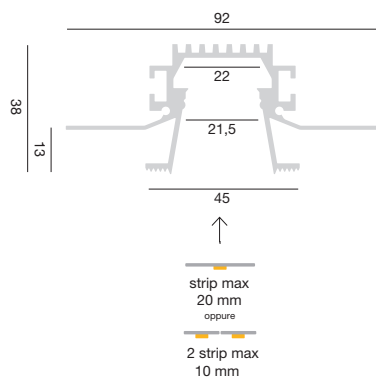


Nero opaco / Matt Black
PLITRNP

LIVERPOOL RG

KIT PROFILO E DIFFUSORE 2 m
PROFILE AND DIFFUSER kit 2 m

Strip LED non include
Strip LED not included



Bianco opaco / Matt White
PLIPRBG




Nero opaco / Matt Black
PLIPRNG

TESTATE TERMINALI (2 pz)
END CAPS (2 pcs)



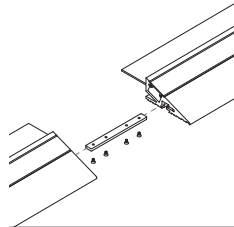
Bianco opaco / Matt White
PLITRBG



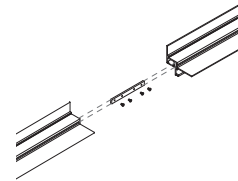
Nero opaco / Matt Black
PLITRNG

ACCESSORI / ACCESSORIES

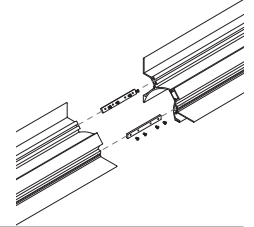
ROMA / OTTAWA / PRAGA

Giunzione piccola lineare
Small linear jointsArgento / Silver
PGILP1

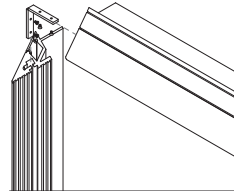
ROMA



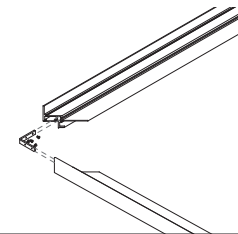
OTTAWA



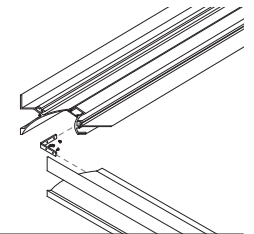
PRAGA

Acquistare 2 PGILP1 per
l'installazione PRAGA
Purchase 2 PGILP1 for the
PRAGA installationGiunzione piccola piegata
Small bent jointArgento / Silver
PGIPP1

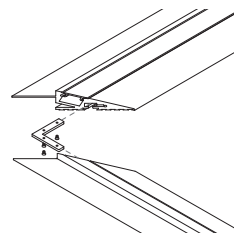
ROMA



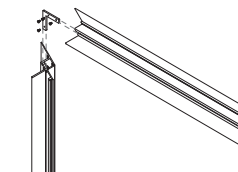
OTTAWA



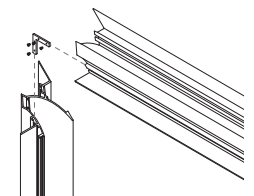
PRAGA

Giunzione piccola angolo
Small corner junctionArgento / Silver
PGIAP1

ROMA



OTTAWA



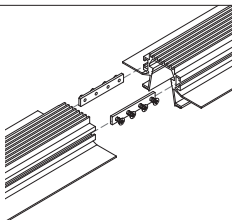
PRAGA

ACCESSORI / ACCESSORIES

LIVERPOOL RP - RG

Giunzione grande lineare
Large linear joints

Acquistare 2 PGILG1
per questa installazione
Purchase 2 PGILG1
for this installation

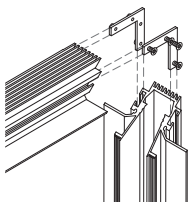


Argento / Silver
PGILG1



Giunzione grande angolo
Large corner junction

Acquistare 2 PGILG1
per questa installazione
Purchase 2 PGILG1
for this installation

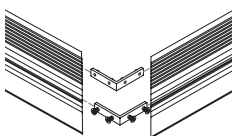


Argento / Silver
PGIAG1



Giunzione grande piegata
Large bent joint

Acquistare 2 PGILG1
per questa installazione
Purchase 2 PGILG1
for this installation



Argento / Silver
PGIPG1



Cover in rotolo da 5,20 metri
per LIVERPOOL RP

5.20 m roll cover
for LIVERPOOL RP

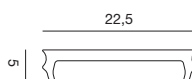


Bianco opaco / Opal white
PCO01



Cover in rotolo da 5,20 metri
per LIVERPOOL RG

5.20 m roll cover
for LIVERPOOL RG



Bianco opaco / Opal white
PCO02



Chiave per fissaggio profilo
LIVERPOOL RP

Key for fixing profiles
LIVERPOOL RP



Argento / Silver
PLIKM1

Chiave per fissaggio profilo
LIVERPOOL RG

Key for fixing profiles
LIVERPOOL RG



Argento / Silver
PLIKG1

STRIP LED

INCASSO / RECESSED

STRIP LED 10 mm

24Vdc

IP20

Per - for:

ROMA

OTTAWA

PRAGA

LIVERPOOL RP

LIVERPOOL RG

	CODE	CCT	FLUX / m
11W/m	GST141C	3000K	1413lm
SMD 2835	GST141N	4000K	1481lm
140 LED/m			
CRI >80			
pag. 286			
4,8W/m	GST110C	3000K	620lm
SMD 2835	GST110N	4000K	683lm
70 LED/m			
CRI >80			
pag. 287			
9,6W/m	GST120C	3000K	1280lm
SMD 2835	GST120N	4000K	1316lm
140 LED/m			
CRI >80			
pag. 287			
12W/m	GST170C	3000K	1371lm
SMD 2835	GST170N	4000K	1582lm
128 LED/m			
CRI >90			
pag. 288			
14,4W/m	GST161C	3000K	1750lm
SMD 2835	GST161N	4000K	1816lm
140 LED/m			
CRI >80			
pag. 289			
18W/m	GST151H	2700K	2461lm
SMD 2835	GST151C	3000K	2705lm
192 LED/m	GST151N	4000K	2712lm
CRI >80			
pag. 289			
19,2W/m	GST140C	3000K	2418lm
SMD 2835	GST140N	4000K	2532lm
140 LED/m			
CRI >80			
pag. 290			
19,2W/m	GST172C	3000K	2356lm
SMD 2835	GST172N	4000K	2500lm
240 LED/m			
CRI >90			
pag. 291			
22W/m	GST173C	3000K	2633lm
SMD 2835	GST173N	4000K	2976lm
240 LED/m			
CRI >90			
pag. 291			
RGB	GST165R	RGB	844lm
19W/m			
SMD 3535			
120 LED/m			
pag. 294			

	CODE	CCT	FLUX / m
18W/m	GST160C	3000K	2498lm
SMD 2216	GST160N	4000K	2612lm
240 LED/m			
CRI >80			
pag. 286			
8W/m	GST143C	3000K	870lm
COBLED	GST143N	4000K	880lm
320 LED/m			
CRI >80			
pag. 287			
12W/m	GST150H	2700K	1623lm
SMD 2835	GST150C	3000K	1792lm
128 LED/m	GST150N	4000K	1972lm
CRI >80			
pag. 288			
14,4W/m	GST130C	3000K	1553lm
SMD 2835	GST130N	4000K	1660lm
70 LED/m			
CRI >80			
pag. 288			
15W/m	GST144C	3000K	1580lm
COBLED	GST144N	4000K	1650lm
528 LED/m			
CRI >80			
pag. 289			
18W/m	GST171C	3000K	2158lm
SMD 2835	GST171N	4000K	2207lm
192 LED/m			
CRI >90			
pag. 290			
19,2W/m	GST162C	3000K	2713lm
SMD 2835	GST162N	4000K	2894lm
240 LED/m			
CRI >80			
pag. 290			
22W/m	GST163H	2700K	2989lm
SMD 2835	GST163C	3000K	3107lm
240 LED/m	GST163N	4000K	3364lm
CRI >80			
pag. 291			
RGB	GST062R	RGB	max 450lm
14,4W/m			
SMD 5050			
60 LED/m			
pag. 294			

STRIP LED 10 mm

24Vdc

IP65 IP66 Partlene

Per - for:

ROMA
OTTAWA
PRAGA
LIVERPOOL RP
LIVERPOOL RG

	CODE	CCT	FLUX / m
10W/m	GST166C	3000K	1221lm
SMD 2835	GST166N	4000K	1250lm
70 LED/m			
CRI >80			
pag. 292			
IP65 waterproof - Silicone			
14,4W/m	GST182C	3000K	1735lm
SMD 2835	GST182N	4000K	1854lm
140 LED/m			
CRI >80			
18W/m	GST154C	3000K	2568lm
SMD 2835	GST154N	4000K	2712lm
192 LED/m			
CRI >80			
pag. 293			
RGB	GST185R	RGB	843lm
19W/m			
SMD 3535			
120 LED/m			
pag. 295			

	CODE	CCT	FLUX / m
12W/m	GST181C	3000K	1790lm
SMD 2835	GST181N	4000K	1878lm
128 LED/m			
CRI >80			
pag. 292			
22W/m	GST183C	3000K	3107lm
SMD 2835	GST183N	4000K	3356lm
240 LED/m			
CRI >80			
pag. 293			
IP65			
11W/m	GST180C	3000K	1409lm
SMD 2835	GST180N	4000K	1445lm
140 LED/m			
CRI >80			
pag. 292			

STRIP LED 12 mm

RGB

24Vdc

Per - for:

ROMA
OTTAWA
PRAGA
LIVERPOOL RP
LIVERPOOL RG

	CODE	CCT	FLUX / m
RGB + W	GST061R	RGB + 4000K	660lm
14,4W/m			
SMD 5050	IP20		
60 LED/m			
pag. 294			
RGB	GST185R	RGB	843lm
19W/m			
SMD 3535	IP66		
120 LED/m			
pag. 295			

	CODE	CCT	FLUX / m
RGB	GST164R	RGB	1010lm
21W/m			
SMD 3535	IP20		
240 LED/m			
pag. 294			
RGB	GST063R	RGB	max 415lm
14,4W/m			
SMD 5050	IP67		
60 LED/m			
pag. 295			





■ INCASSI CON CARTONGESSO INTEGRATO
RECESSED WITH INTEGRATED PLASTERBOARD

CARRARA

Sistema modulare in alluminio estruso integrato in 2 pannelli di cartongesso di spessore 12,5 mm sezionabile per installazione ad incasso a scomparsa totale. Incluso di diffusore trasparente usa e getta per rasatura e pittura e di diffusore in policarbonato bianco opaco ad incastro.

Illuminazione diretta. Acquistabile solo in confezione da 2 pezzi.

Modular system in extruded aluminium built into 2 plasterboard panels with a thickness of 12.5 mm, sectionable for completely concealed recessed installation. Including transparent disposable diffuser for shaving and painting and snap-in matt white polycarbonate diffuser.

Direct lighting. Available only in packs of 2 pieces.



CONDIZIONI DI VENDITA:

per ordini di profili inferiori a 4 pezzi assortiti (escluso i profili ad incasso con cartongesso incluso) verrà applicata una spesa di fuori imballo di 10€.
Per ordini di profili uguali o superiori a 4 pezzi assortiti (escluso i profili con cartongesso incluso) non verrà applicata nessuna spesa di fuori imballo.

SALES CONDITIONS:

for profiles orders with less than 4 assorted pieces (excluding recessed profiles with integrated plasterboard) a packaging charge of €10 will be applied.
For profiles orders with equal to or more than 4 assorted pieces (excluding recessed profiles with integrated plasterboard) no packaging charges will be applied.

CARRARA P

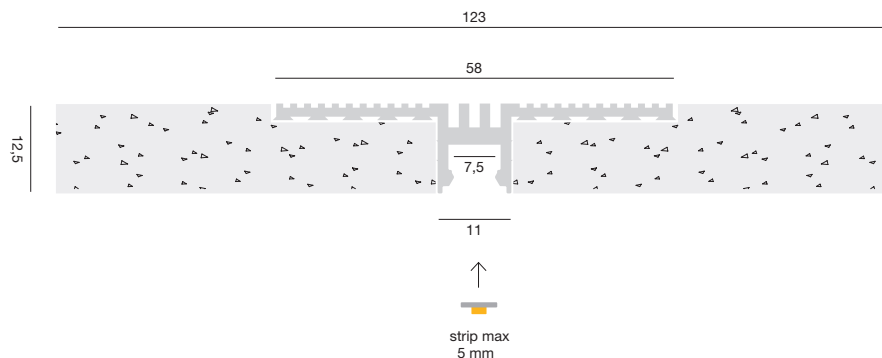
KIT PROFILO E DIFFUSORE 2 m
PROFILE AND DIFFUSER kit 2 m

Strip LED non include
Strip LED not included



Argento / Silver

PCAPA1



CARRARA M

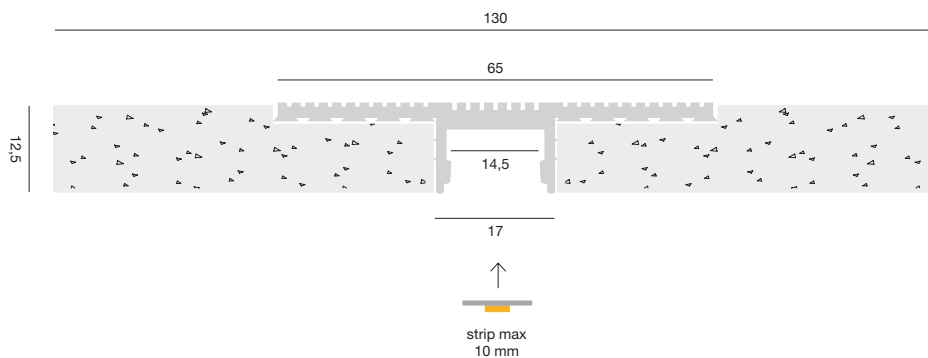
KIT PROFILO E DIFFUSORE 2 m
PROFILE AND DIFFUSER kit 2 m

Strip LED non include
Strip LED not included



Argento / Silver

PCAPA2



CARRARA G

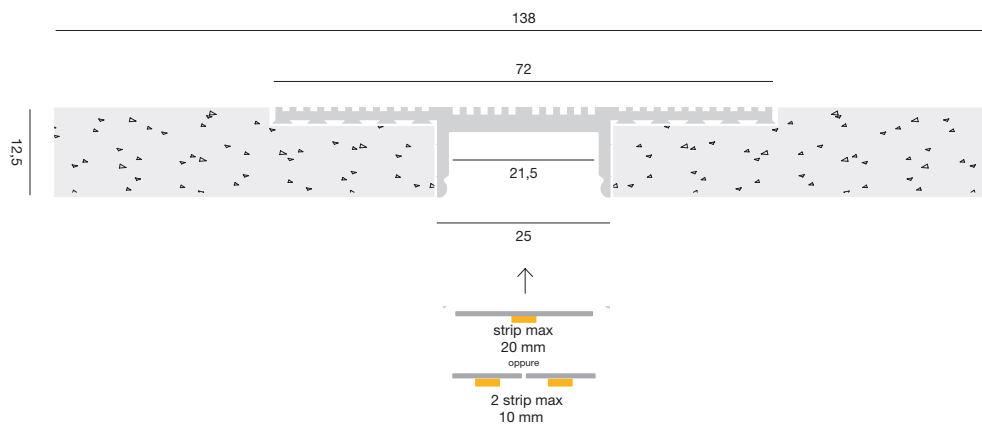
KIT PROFILO E DIFFUSORE 2 m
PROFILE AND DIFFUSER kit 2 m

Strip LED non include
Strip LED not included



Argento / Silver

PCAPA3



ACCESSORI / ACCESSORIES

CARRARA

Raccordi ad L, T ed X per le misure piccolo, medio e grande del profilo Carrara.

Composto da più pezzi separati di profilo integrato in pannelli di cartongesso di spessore 12,5 mm.

Incluso di diffusore trasparente usa e getta per rasatura e pittura e di diffusore in policarbonato bianco opaco ad incastro.

L, T and X-fittings for small, medium and large Carrara profiles.

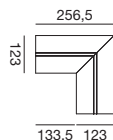
Consisting of several separate profile pieces integrated into 12.5 mm-thick plasterboard panels.

Equipped with disposable transparent diffuser for shaving and painting and snap-in matt white polycarbonate diffuser.

RACCORDO A L

L JOINT

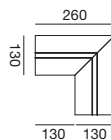
2 pezzi separati
2 separate pieces



Raccordo piccolo per CARRARA P
Small joint for CARRARA P

Argento / Silver

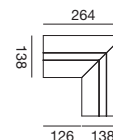
PCALA1



A Raccordo medio per CARRARA M
Medium joint for CARRARA M

Argento / Silver

PCALA2



Raccordo grande per CARRARA G
Large joint for CARRARA G

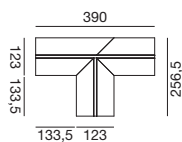

Argento / Silver

PCALA3

RACCORDO A T

T JOINT

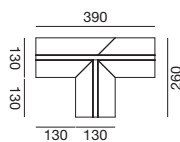
3 pezzi separati
3 separate pieces



Raccordo piccolo per CARRARA P
Small joint for CARRARA P

Argento / Silver

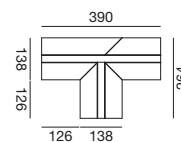
PCATA1



A Raccordo medio per CARRARA M
Medium joint for CARRARA M

Argento / Silver

PCATA2



Raccordo grande per CARRARA G
Large joint for CARRARA G

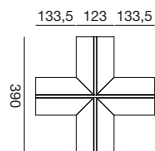

Argento / Silver

PCATA3

RACCORDO A X

X JOINT

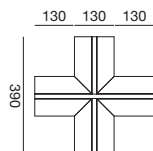
4 pezzi separati
4 separate pieces



Raccordo piccolo per CARRARA P
Small joint for CARRARA P

Argento / Silver

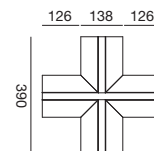
PCAXA1



A Raccordo medio per CARRARA M
Medium joint for CARRARA M

Argento / Silver

PCAXA2




Raccordo grande per CARRARA G
Large joint for CARRARA G

Argento / Silver

PCAXA3

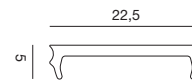
COVER IN ROTOLO 5,2 m

5,2 m ROLL COVER



Cover per / for CARRARA M
Bianco opaco / Opal White

PCO01




Cover per / for CARRARA G
Bianco opaco / Opal White

PCO02

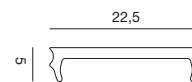
COVER IN ROTOLO 10 m

10 m ROLL COVER



Cover per / for CARRARA M
Bianco opaco / Opal White

PCO03




Cover per / for CARRARA G
Bianco opaco / Opal White

PCO04

INTALLAZIONE / INSTALLATION

CARRARA

- Inserire il profilo dopo aver realizzato il taglio per la lunghezza desiderata.
 - Stuccare e verniciare utilizzando la cover usa e getta trasparente.
 - Rimuovere la cover usa e getta.
 - Inserire e cablare la strip led.
 - Inserire la cover in policarbonato bianco opaco.
-
- Cut to the desired length and then insert the profile.
 - Grout and paint using the transparent disposable cover.
 - Remove the disposable cover.
 - Insert and wire the led strip.
 - Insert the matt white polycarbonate cover.



MASSA

Sistema modulare in alluminio estruso integrato in 1 pannello di cartongesso di spessore 12,5 mm sezionabile per installazione ad incasso a scomparsa totale.

Incluso diffusore in policarbonato bianco opaco ad incastro. Illuminazione diretta.

Acquistabile solo in confezione da 4 pezzi.

Modular system in extruded aluminium built into 1 plasterboard panel with a thickness of 12.5mm, sectionable for completely concealed recessed installation.

Including snap-in matt white polycarbonate diffuser. Direct lighting.

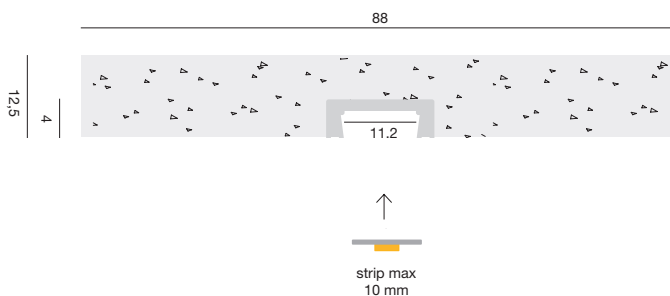

Available only in packs of 4 pieces.

MASSA P

KIT PROFILO E DIFFUSORE 2 m

PROFILE AND DIFFUSER kit 2 m

Strip LED non include
Strip LED not included



Argento / Silver

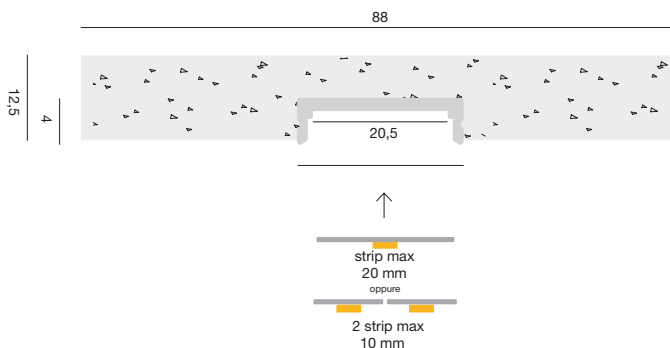

PMAPA1

MASSA G

KIT PROFILO E DIFFUSORE 2 m

PROFILE AND DIFFUSER kit 2 m

Strip LED non include
Strip LED not included



Argento / Silver

PMAPA2

CONDIZIONI DI VENDITA:

per ordini di profili inferiori a 4 pezzi assortiti (escluso i profili ad incasso con cartongesso incluso) verrà applicata una spesa di fuori imballo di 10€.
Per ordini di profili uguali o superiori a 4 pezzi assortiti (escluso i profili con cartongesso incluso) non verrà applicata nessuna spesa di fuori imballo.

SALES CONDITIONS:

for profiles orders with less than 4 assorted pieces (excluding recessed profiles with integrated plasterboard) a packaging charge of €10 will be applied.
For profiles orders with equal to or more than 4 assorted pieces (excluding recessed profiles with integrated plasterboard) no packaging charges will be applied.



ACCESSORI / ACCESSORIES

MASSA

Raccordi ad L, T ed X per le misure piccolo e grande del profilo Massa.

Composto da più pezzi separati di profilo integrato in pannelli di cartongesso di spessore 12,5 mm.

Incluso di diffusore in policarbonato bianco opaco ad incastro.

L, T and X-fittings for small and large Massa profiles.

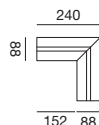
Consisting of several separate profile pieces integrated into 12.5 mm-thick plasterboard panels.

Equipped with snap-in matt white polycarbonate diffuser.

RACCORDO A L

L JOINT

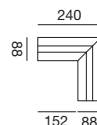
2 pezzi separati
2 separate pieces



Raccordo piccolo per MASSA P
Small joint for MASSA P

Argento / Silver

PMALA1



Raccordo grande per MASSA G
Large joint for MASSA G

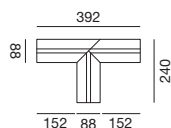
Argento / Silver

PMALA2

RACCORDO A T

T JOINT

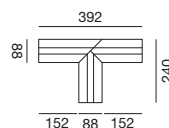
3 pezzi separati
3 separate pieces



Raccordo piccolo per MASSA P
Small joint for MASSA P

Argento / Silver

PMATA1



Raccordo grande per MASSA G
Large joint for MASSA G

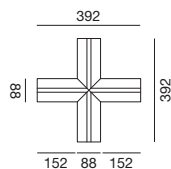
Argento / Silver

PMATA2

RACCORDO A X

X JOINT

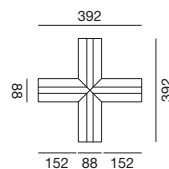
4 pezzi separati
4 separate pieces



Raccordo piccolo per MASSA P
Small joint for MASSA P

Argento / Silver

PMAXA1



Raccordo grande per MASSA G
Large joint for MASSA G


Argento / Silver

PMAXA2

COVER IN ROTOLO 10 m
10 m ROLL COVER

Cover per / for MASSA P
Bianco opaco / Opal White

PCO06



Cover per / for MASSA G
Bianco opaco / Opal White

PCO07



STRIP LED

INCASSI CON CARTONGESSO INTEGRATO / RECESSED WITH INTEGRATED PLASTERBOARD

STRIP LED 5 mm

24Vdc

IP20

Per - for
CARRARA P
CARRARA M
CARRARA G
MASSA P
MASSA G

	CODE	CCT	FLUX / m
11W/m	GST141C	3000K	1413lm
SMD 2835	GST141N	4000K	1481lm
140 LED/m			
CRI >80			
pag. 286			

	CODE	CCT	FLUX / m
18W/m	GST160C	3000K	2498lm
SMD 2216	GST160N	4000K	2612lm
240 LED/m			
CRI >80			
pag. 286			

STRIP LED 10 mm

24Vdc

IP20

Per - for:
CARRARA M
CARRARA G
MASSA P
MASSA G

	CODE	CCT	FLUX / m
4,8W/m	GST110C	3000K	620lm
SMD 2835	GST110N	4000K	683lm
70 LED/m			
CRI >80			
pag. 287			

	CODE	CCT	FLUX / m
8W/m	GST143C	3000K	870lm
COBLED	GST143N	4000K	880lm
320 LED/m			
CRI >80			
pag. 287			

9,6W/m	GST120C	3000K	1280lm
SMD 2835	GST120N	4000K	1316lm
140 LED/m			
CRI >80			
pag. 287			

12W/m	GST150H	2700K	1623lm
SMD 2835	GST150C	3000K	1792lm
128 LED/m	GST150N	4000K	1972lm
CRI >80			
pag. 288			

12W/m	GST170C	3000K	1371lm
SMD 2835	GST170N	4000K	1582lm
128 LED/m			
CRI >90			
pag. 288			

14,4W/m	GST130C	3000K	1553lm
SMD 2835	GST130N	4000K	1660lm
70 LED/m			
CRI >80			
pag. 288			

14,4W/m	GST161C	3000K	1750lm
SMD 2835	GST161N	4000K	1816lm
140 LED/m			
CRI >80			
pag. 289			

15W/m	GST144C	3000K	1580lm
COBLED	GST144N	4000K	1650lm
528 LED/m			
CRI >80			
pag. 289			

18W/m	GST151H	2700K	2461lm
SMD 2835	GST151C	3000K	2705lm
192 LED/m	GST151N	4000K	2712lm
CRI >80			
pag. 289			

18W/m	GST171C	3000K	2158lm
SMD 2835	GST171N	4000K	2207lm
192 LED/m			
CRI >90			
pag. 290			

RGB	GST062R	RGB	max 450lm
14,4W/m			
SMD 5050			
60 LED/m			
pag. 294			

RGB	GST165R	RGB	844lm
19W/m			
SMD 3535			
120 LED/m			
pag. 294			

Solo per - onlu for:
CARRARA M
CARRARA G

	CODE	CCT	FLUX / m
19,2W/m	GST140C	3000K	2418lm
SMD 2835	GST140N	4000K	2532lm
140 LED/m			
CRI >80			
pag. 290			

	CODE	CCT	FLUX / m
19,2W/m	GST162C	3000K	2713lm
SMD 2835	GST162N	4000K	2894lm
240 LED/m			
CRI >80			
pag. 290			

19,2W/m	GST172C	3000K	2356lm
SMD 2835	GST172N	4000K	2500lm
240 LED/m			
CRI >90			
pag. 291			

22W/m	GST163H	2700K	2989lm
SMD 2835	GST163C	3000K	3107lm
240 LED/m	GST163N	4000K	3364lm
CRI >80			
pag. 291			

22W/m	GST173C	3000K	2633lm
SMD 2835	GST173N	4000K	2976lm
240 LED/m			
CRI >90			
pag. 291			

STRIP LED 10 mm

24Vdc

IP65 IP66 Partlene

Per - for:
CARRARA M
CARRARA G
MASSA P
MASSA G

	CODE	CCT	FLUX / m
10W/m	GST166C	3000K	1221lm
SMD 2835	GST166N	4000K	1250lm
70 LED/m			
CRI >80			
pag. 292			
14,4W/m	GST182C	3000K	1735lm
SMD 2835	GST182N	4000K	1854lm
140 LED/m			
CRI >80			
pag. 293			
11W/m	GST180C	3000K	1409lm
SMD 2835	GST180N	4000K	1445lm
140 LED/m			
CRI >80			
pag. 292			

	CODE	CCT	FLUX / m
12W/m	GST181C	3000K	1790lm
SMD 2835	GST181N	4000K	1878lm
128 LED/m			
CRI >80			
pag. 292			
18W/m	GST154C	3000K	2568lm
SMD 2835	GST154N	4000K	2712lm
192 LED/m			
CRI >80			
pag. 293			

Solo per - onlu for:
CARRARA M
CARRARA G

	CODE	CCT	FLUX / m
22W/m	GST183C	3000K	3107lm
SMD 2835	GST183N	4000K	3356lm
240 LED/m			
CRI >80			
pag. 293			
	IP65		

	CODE	CCT	FLUX / m
RGB	GST185R	RGB	843lm
19W/m			
SMD 3535			
120 LED/m			
pag. 295			

STRIP LED 12 mm

RGB

24Vdc

Per - for:
CARRARA M
CARRARA G
MASSA P
MASSA G

	CODE	CCT	FLUX / m
RGB + W	GST061R	RGB + 4000K	660lm
14,4W/m			
SMD 5050	IP20		
60 LED/m			
pag. 294			
RGB	GST185R	RGB	843lm
19W/m			
SMD 3535	IP66		
120 LED/m			
pag. 295			


	CODE	CCT	FLUX / m
RGB	GST164R	RGB	1010lm
21W/m			
SMD 3535	IP20		
240 LED/m			
pag. 294			
RGB	GST063R	RGB	max 415lm
14,4W/m			
SMD 5050	IP67		
60 LED/m			
pag. 295			

Per - for:
CARRARA M
CARRARA G

	CODE	CCT	FLUX / m
RGB	GST184R	RGB	1005lm
21W/m			
SMD 3535	IP66		
240 LED/m			
pag. 295			

	CODE	CCT	FLUX / m
15W/m	GST190C	3000K	1394lm
SMD 2835	GST190N	4000K	1458lm
120 LED/m			
CRI >80			
pag. 310			
	IP65		





■ LED PROFILES STANDARD

Profilo in alluminio estruso sezionabile per installazioni a plafone su mobili, pareti o soffitto. Incluso di diffusore opale ad incastro, testate e staffe.

Colori disponibili: grigio e bianco.

Illuminazione diretta. Strip LED con alimentatore installato in remoto da ordinare separatamente.

Sectionable extruded aluminium profile for ceiling installation on furniture, walls or ceiling.

Including interlocking opal diffuser, headers and brackets.

Available colours: gray and white.

Direct lighting. LED strip with remotely installed power supply to be ordered separately.

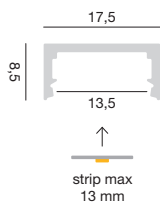
NEW



KIT PROFILO E DIFFUSORE 2 m
includo 2 testate terminali e 4 staffette

PROFILE AND DIFFUSER kit 2 m
equipped with 2 end caps and 4 brackets

Strip LED non include
Strip LED not included



Grigio / Gray
GSTP230



Bianco / White
GSTP231

CONDIZIONI DI VENDITA:

per ordini di profili inferiori a 10 pezzi assortiti verrà applicata una spesa di fuori imballo di 10 €. Per ordini di profili uguali o superiori a 10 pezzi assortiti non verrà applicata nessuna spesa di fuori imballo.

SALES CONDITIONS:

for profiles orders with less than 10 assorted pieces, a packaging charge of € 10 will be applied. For profiles orders with equal to or more than 10 assorted pieces, no packaging charges will be applied.

Profilo in alluminio estruso sezionabile per installazione a plafone su mobili, parete o soffitto. Incluso di diffusore opale ad incastro, testate e staffe.


Colori disponibili: alluminio o bianco.
Illuminazione diretta. Strip LED con alimentatore installato in remoto da ordinare separatamente.

Sectional extruded aluminum profile for ceiling installation on furniture, wall or ceiling.

Including snap-in opal diffuser, end caps, and brackets.

Available colours: aluminum or white.

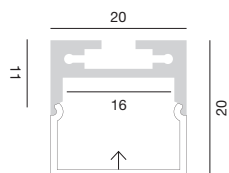
Direct lighting. LED strip with power supply installed to be ordered separately.



KIT PROFILO E DIFFUSORE 2 m
includo 2 testate terminali e 4 staffette

PROFILE AND DIFFUSER kit 2 m
equipped with 2 end caps and 4 brackets

Strip LED non include
Strip LED not included



strip max
10 mm



Alluminio / Aluminum

GSTP180



Bianco / White

GSTP181

CONDIZIONI DI VENDITA:

per ordini di profili inferiori a 10 pezzi assortiti verrà applicata una spesa di fuori imballo di 10 €. Per ordini di profili uguali o superiori a 10 pezzi assortiti non verrà applicata nessuna spesa di fuori imballo.

SALES CONDITIONS:

for profiles orders with less than 10 assorted pieces, a packaging charge of € 10 will be applied. For profiles orders with equal to or more than 10 assorted pieces, no packaging charges will be applied.

Profilo in alluminio estruso sezionabile per installazione a plafone su mobili, parete o soffitto. Incluso di diffusore opale ad incastro, testate e staffe.

Colori disponibili: alluminio o bianco.

Illuminazione diretta. Strip LED con alimentatore installato in remoto da ordinare separatamente.

Sectional extruded aluminum profile for ceiling installation on furniture, wall or ceiling.

Including snap-in opal diffuser, end caps, and brackets.

Available colours: aluminum or white.

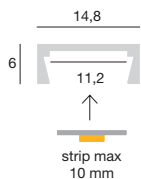
Direct lighting. LED strip with power supply installed to be ordered separately.



KIT PROFILO E DIFFUSORE 2 m
includo 2 testate terminali e 4 staffette

PROFILE AND DIFFUSER kit 2 m
equipped with 2 end caps and 4 brackets

Strip LED non include
Strip LED not included



Alluminio / Aluminum
GSTP61

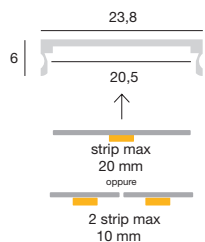


Bianco / White
GSTP72

KIT PROFILO E DIFFUSORE 2 m
includo 2 testate terminali e 4 staffette

PROFILE AND DIFFUSER kit 2 m
equipped with 2 end caps and 4 brackets

Strip LED non include
Strip LED not included



Alluminio / Aluminum
GSTP131



Bianco / White
GSTP133

CONDIZIONI DI VENDITA:

per ordini di profili inferiori a 10 pezzi assortiti verrà applicata una spesa di fuori imballo di 10 €. Per ordini di profili uguali o superiori a 10 pezzi assortiti non verrà applicata nessuna spesa di fuori imballo.

SALES CONDITIONS:

for profiles orders with less than 10 assorted pieces, a packaging charge of € 10 will be applied. For profiles orders with equal to or more than 10 assorted pieces, no packaging charges will be applied.

Profilo in alluminio estruso sezionabile per installazione a plafone su mobili, parete o soffitto. Incluso di diffusore opale ad incastro, testate e staffe.
Colori disponibili: alluminio o bianco.
Illuminazione diretta. Strip LED con alimentatore installato in remoto da ordinare separatamente.

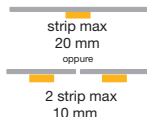
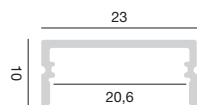
Sectional extruded aluminum profile for ceiling installation on furniture, wall or ceiling. Including snap-in opal diffuser, end caps, and brackets.
Available colours: aluminum or white.
Direct lighting. LED strip with power supply installed to be ordered separately.



KIT PROFILO E DIFFUSORE 2 m
includo 2 testate terminali e 4 staffette

PROFILE AND DIFFUSER kit 2 m
equipped with 2 end caps and 4 brackets

Strip LED non include
Strip LED not included



Alluminio / Aluminum
GSTP101



Bianco / White
GSTP103

CONDIZIONI DI VENDITA:

per ordini di profili inferiori a 10 pezzi assortiti verrà applicata una spesa di fuori imballo di 10 €.
Per ordini di profili uguali o superiori a 10 pezzi assortiti non verrà applicata nessuna spesa di fuori imballo.

SALES CONDITIONS:

for profiles orders with less than 10 assorted pieces, a packaging charge of € 10 will be applied.
For profiles orders with equal to or more than 10 assorted pieces, no packaging charges will be applied.

Profilo in alluminio estruso sezionabile per installazione a plafone su mobili, parete o soffitto. Incluso di diffusore opale ad incastro, testate e staffe.

Colori disponibili: alluminio o bianco. Illuminazione diretta. Strip LED con alimentatore installato in remoto da ordinare separatamente.

Sectional extruded aluminum profile for ceiling installation on furniture, wall or ceiling.

Including snap-in opal diffuser, end caps, and brackets.

Available colours: aluminum or white.

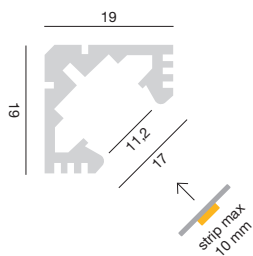
Direct lighting. LED strip with power supply installed to be ordered separately.



KIT PROFILO E DIFFUSORE 2 m
includo 2 testate terminali e 4 staffette

PROFILE AND DIFFUSER kit 2 m
equipped with 2 end caps and 4 brackets

Strip LED non include
Strip LED not included



Alluminio / Aluminum
GSTP21



Bianco / White
GSTP22

CONDIZIONI DI VENDITA:


per ordini di profili inferiori a 10 pezzi assortiti verrà applicata una spesa di fuori imballo di 10 €.
Per ordini di profili uguali o superiori a 10 pezzi assortiti non verrà applicata nessuna spesa di fuori imballo.

SALES CONDITIONS:

for profiles orders with less than 10 assorted pieces, a packaging charge of € 10 will be applied.
For profiles orders with equal to or more than 10 assorted pieces, no packaging charges will be applied..

Profilo in alluminio estruso sezionabile per installazione ad incasso su cartongesso a scomparsa totale. Incluso di diffusore in policarbonato bianco opaco ad incastro. Illuminazione diretta.
 Colore disponibile: alluminio.
 Strip LED con alimentatore installato in remoto da ordinare separatamente.

Sectional extruded aluminum profile for fully concealed recessed installation on plasterboard. Included in snap-in matt white polycarbonate. Direct lighting.
 Available colour: aluminum.
 LED strip with remote installed power supply, accessories for joint, fixing and closure to be ordered separately.



KIT PROFILO E DIFFUSORE 2 m
 include 2 testate terminali

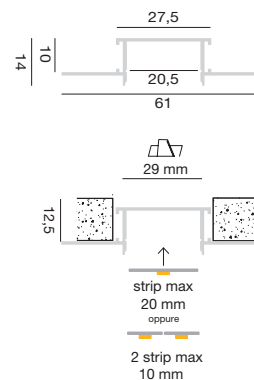
PROFILE AND DIFFUSER kit 2 m
 equipped with 2 end caps

Strip LED non include
 Strip LED not included



Alluminio / Aluminum

GSTP170



CONDIZIONI DI VENDITA:

per ordini di profili inferiori a 10 pezzi assortiti verrà applicata una spesa di fuori imballo di 10 €.
 Per ordini di profili uguali o superiori a 10 pezzi assortiti non verrà applicata nessuna spesa di fuori imballo.

SALES CONDITIONS:

for profiles orders with less than 10 assorted pieces, a packaging charge of € 10 will be applied.
 For profiles orders with equal to or more than 10 assorted pieces, no packaging charges will be applied.

Profilo in alluminio estruso sezionabile per installazione ad incasso su cartongesso a scomparsa totale.

Incluso di diffusore in policarbonato bianco opaco ad incastro. Illuminazione diretta.

Colore disponibile: grigio.

Strip LED con alimentatore installato in remoto da ordinare separatamente.

Sectional extruded aluminum profile for fully concealed recessed installation on plasterboard. Included in snap-in matt white polycarbonate.

Direct lighting.

Available colour: gray.

LED strip with remote installed power supply, accessories for joint, fixing and closure to be ordered separately.

CONDIZIONI DI VENDITA:

per ordini di profili inferiori a 10 pezzi assortiti verrà applicata una spesa di fuori imballo di 10 €. Per ordini di profili uguali o superiori a 10 pezzi assortiti non verrà applicata nessuna spesa di fuori imballo.

SALES CONDITIONS:


for profiles orders with less than 10 assorted pieces, a packaging charge of € 10 will be applied. For profiles orders with equal to or more than 10 assorted pieces, no packaging charges will be applied..



KIT PROFILO E DIFFUSORE 2 m include 2 testate terminali

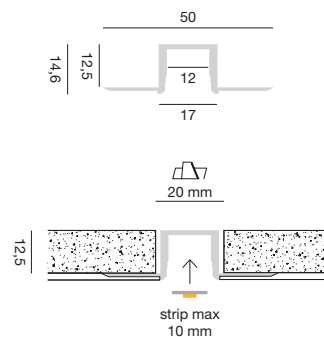
PROFILE AND DIFFUSER kit 2 m equipped with 2 end caps

Strip LED non include
Strip LED not included



Grigio / Gray


GSTP140



KIT PROFILO E DIFFUSORE 2 m include 2 testate terminali

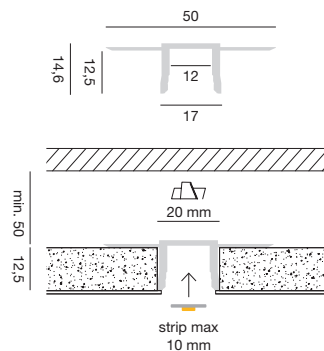
PROFILE AND DIFFUSER kit 2 m equipped with 2 end caps

Strip LED non include
Strip LED not included



Grigio / Gray

GSTP150



COVER IN ROTOLO 10 m 10 m ROLL COVER



Cover per / for GSTP140-GSTP150

Bianco opaco / Opal White

PCO05

Profilo in alluminio estruso sezionabile per installazione ad incasso su cartongesso.
Incluso di diffusore in policarbonato bianco opaco ad incastro.
Illuminazione diretta.
Colori disponibili: alluminio o bianco..
Strip LED con alimentatore installato in remoto da ordinare separatamente.

Sectional extruded aluminum profile for concealed recessed installation on plasterboard.
Included in snap-in matt white polycarbonate.
Direct lighting.
Available colour: aluminum or white.
LED strip with remote installed power supply, accessories for joint, fixing and closure to be ordered separately.

CONDIZIONI DI VENDITA:

per ordini di profili inferiori a 10 pezzi assortiti verrà applicata una spesa di fuori imballo di 10 €. Per ordini di profili uguali o superiori a 10 pezzi assortiti non verrà applicata nessuna spesa di fuori imballo.

SALES CONDITIONS:

for profiles orders with less than 10 assorted pieces, a packaging charge of € 10 will be applied. For profiles orders with equal to or more than 10 assorted pieces, no packaging charges will be applied..



KIT PROFILO E DIFFUSORE 2 m
includere 2 testate terminali e 4 staffette

PROFILE AND DIFFUSER kit 2 m
equipped with 2 end caps and 4 brackets

Strip LED non incluse
Strip LED not included



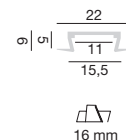
Alluminio / Aluminum

GSTP41

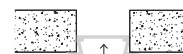


Bianco / White

GSTP82



16 mm



strip max
10 mm

KIT PROFILO E DIFFUSORE 2 m
includere 2 testate terminali e 4 staffette

PROFILE AND DIFFUSER kit 2 m
equipped with 2 end caps and 4 brackets

Strip LED non incluse
Strip LED not included



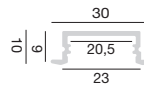
Alluminio / Aluminum

GSTP121

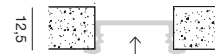


Bianco / White

GSTP123



24 mm



strip max
20 mm
oppure
2 strip max
10 mm

STRIP LED FOR STANDARD PROFILES

STRIP LED 10 mm 24Vdc

IP20

Per - for:

GSTP230-231
GSTP180-181
GSTP61-72
GSTP131-133
GSTP101-103
GSTP21-22
GSTP170
GSTP140-150
GSTP41-82
GSTP121-123

	CODE	CCT	FLUX / m
11W/m	GST141C	3000K	1413lm
SMD 2835	GST141N	4000K	1481lm
140 LED/m			
CRI >80			
pag. 286			
4,8W/m	GST110C	3000K	620lm
SMD 2835	GST110N	4000K	683lm
70 LED/m			
CRI >80			
pag. 287			
9,6W/m	GST120C	3000K	1280lm
SMD 2835	GST120N	4000K	1316lm
140 LED/m			
CRI >80			
pag. 287			
12W/m	GST170C	3000K	1371lm
SMD 2835	GST170N	4000K	1582lm
128 LED/m			
CRI >90			
pag. 288			
14,4W/m	GST161C	3000K	1750lm
SMD 2835	GST161N	4000K	1816lm
140 LED/m			
CRI >80			
pag. 289			
18W/m	GST151H	2700K	2461lm
SMD 2835	GST151C	3000K	2705lm
192 LED/m	GST151N	4000K	2712lm
CRI >80			
pag. 289			
RGB	GST062R	RGB	max 450lm
14,4W/m			
SMD 5050			
60 LED/m			
pag. 294			

	CODE	CCT	FLUX / m
18W/m	GST160C	3000K	2498lm
SMD 2216	GST160N	4000K	2612lm
240 LED/m			
CRI >80			
pag. 286			
8W/m	GST143C	3000K	870lm
COBLED	GST143N	4000K	880lm
320 LED/m			
CRI >80			
pag. 287			
12W/m	GST150H	2700K	1623lm
SMD 2835	GST150C	3000K	1792lm
128 LED/m	GST150N	4000K	1972lm
CRI >80			
pag. 288			
14,4W/m	GST130C	3000K	1553lm
SMD 2835	GST130N	4000K	1660lm
70 LED/m			
CRI >80			
pag. 288			
15W/m	GST144C	3000K	1580lm
COBLED	GST144N	4000K	1650lm
528 LED/m			
CRI >80			
pag. 289			
18W/m	GST171C	3000K	2158lm
SMD 2835	GST171N	4000K	2207lm
192 LED/m			
CRI >90			
pag. 290			
RGB	GST165R	RGB	844lm
19W/m			
SMD 3535			
120 LED/m			
pag. 294			

STRIP LED 10 mm 24Vdc

IP65 IP66 Partlene

Per - for:

GSTP230-231
GSTP180-181
GSTP61-72
GSTP131-133
GSTP101-103
GSTP21-22
GSTP170
GSTP140-150
GSTP41-82
GSTP121-123F

	CODE	CCT	FLUX / m
10W/m	GST166C	3000K	1221lm
SMD 2835	GST166N	4000K	1250lm
70 LED/m			
CRI >80			
pag. 292			
IP65 waterproof - Silicone			
14,4W/m	GST182C	3000K	1735lm
SMD 2835	GST182N	4000K	1854lm
140 LED/m			
CRI >80			
11W/m	GST180C	3000K	1409lm
SMD 2835	GST180N	4000K	1445lm
140 LED/m			
CRI >80			
pag. 292			

	CODE	CCT	FLUX / m
12W/m	GST181C	3000K	1790lm
SMD 2835	GST181N	4000K	1878lm
128 LED/m			
CRI >80			
pag. 292			
18W/m	GST154C	3000K	2568lm
SMD 2835	GST154N	4000K	2712lm
192 LED/m			
CRI >80			
pag. 293			

STRIP LED 12 mm

RGB

24Vdc

Per - for:

GSTP230-231

GSTP180-181

GSTP131-133

GSTP101-103

GSTP170

GSTP140-150

GSTP121-123

	CODE	CCT	FLUX / m
RGB + W	GST061R	RGB + 4000K	660lm

14,4W/m
SMD 5050
60 LED/m
pag. 294

IP20

	CODE	CCT	FLUX / m
RGB	GST185R	RGB	843lm

19W/m
SMD 3535
120 LED/m
pag. 295

IP66

	CODE	CCT	FLUX / m
RGB	GST164R	RGB	1010lm

21W/m
SMD 3535
240 LED/m
pag. 294

IP20

	CODE	CCT	FLUX / m
RGB	GST063R	RGB	max 415lm

14,4W/m
SMD 5050
60 LED/m
pag. 295

IP67







■ STRIP LED

STRIP LED DIMMERABILI / DIMMABLE

La confezione delle strisce LED contiene una rolla lunga 5 metri.
LED montati su un circuito flessibile ed adesivo.
Temperatura di esercizio -20° ~ +60°C.
Dimmerabile.
Durata 50.000 ore.
Garanzia 2 anni.
Collegamento di più rolle in parallelo (max 3 rolle, 15 metri).
È consigliato l'uso di accessori di fissaggio a parete GSTP01 (25 pezzi per rolla). Accessori non inclusi.

Alimentatori: pag. 312 - 313
Dimmer e amplificatori: pag. 314 - 315
Accessori: pag. 315

IP20



The package of LED strips contains a 5-metre long roll.
LEDs mounted on a flexible and adhesive circuit.
Operating temperature -20° ~ +60°C.
Dimmable.
Life 50,000 hours.
2 years warranty.
Connection of several rolls in parallel (max 3 rolls, 15 metres).
We recommend using wall fixing accessories GSTP01 (25 per roll).
Accessories not included.

Power supplies: pages 312 - 313
Dimmers and amplifiers: pages 314 - 315
Accessories: page 315

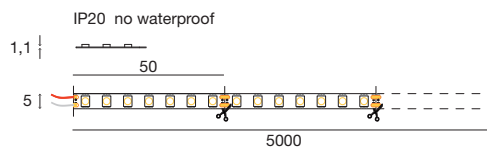
STRIP LED 11W/m - 5 mm

24Vdc

Sezionabile ogni / Cuttable every:
7 LED (5 cm)



	CODE	CCT	FLUX / m
11W/m	GST141C	3000K	1413lm
SMD 2835	GST141N	4000K	1481lm
140 LED/m			
CRI >80			

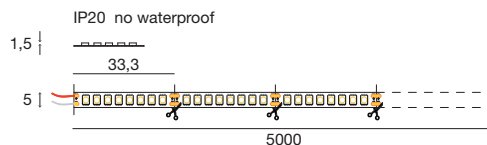
**NEW** STRIP LED 18W/m - 5 mm

24Vdc

Sezionabile ogni / Cuttable every:
8 LED (3,33 cm)



	CODE	CCT	FLUX / m
18W/m	GST160C	3000K	2498lm
SMD 2216	GST160N	4000K	2612lm
240 LED/m			
CRI >80			



GSTP01
Accessorio di fissaggio a parete (25 pezzo per rolla - non incluso)
Wall fixing accessories (25 per roll - not included)



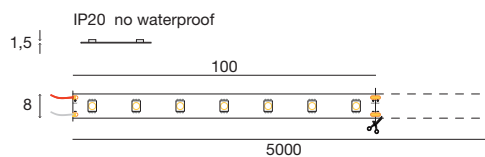
STRIP LED 4,8W/m - 8 mm

24Vdc

Sezionabile ogni / Cuttable every:
7 LED (10 cm)



	CODE	CCT	FLUX / m
4,8W/m	GST110C	3000K	620lm
SMD 2835	GST110N	4000K	683lm
70 LED/m			
CRI >80			




STRIP LED 8W/m - 8 mm

24Vdc

Sezionabile ogni / Cuttable every:
32 LED (10 cm)



	CODE	CCT	FLUX / m
8W/m	GST143C	3000K	870lm
COBLED	GST143N	4000K	880lm
320 LED/m			
CRI >80			



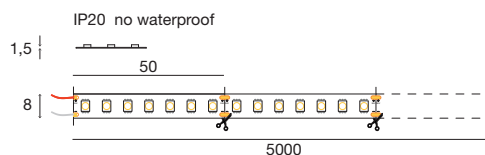
STRIP LED 9,6W/m - 8 mm

24Vdc

Sezionabile ogni / Cuttable every:
7 LED (5 cm)



	CODE	CCT	FLUX / m
9,6W/m	GST120C	3000K	1280lm
SMD 2835	GST120N	4000K	1316lm
140 LED/m			
CRI >80			



GSTP01

Accessorio di fissaggio a parete (25 pezzo per rolla - non incluso)
Wall fixing accessories (25 per roll - not included)

STRIP LED 12W/m - 10 mm

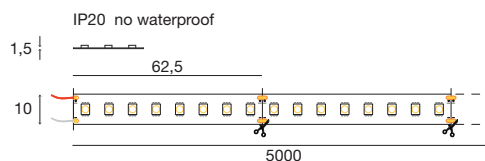
24Vdc

Sezionabile ogni / Cuttable every:
8 LED (6,25 cm)



	CODE	CCT	FLUX / m
12W/m	GST150H	2700K	1623lm
SMD 2835	GST150C	3000K	1792lm
128 LED/m	GST150N	4000K	1972lm
CRI>80			

NEW



NEW

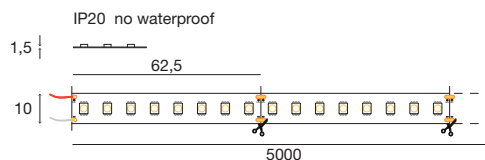
STRIP LED 12W/m - 10 mm

24Vdc

Sezionabile ogni / Cuttable every:
8 LED (6,25 cm)



	CODE	CCT	FLUX / m
12W/m	GST170C	3000K	1371lm
SMD 2835	GST170N	4000K	1582lm
128 LED/m			
CRI>90			



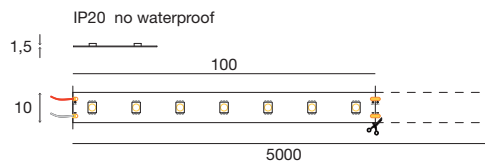
STRIP LED 14,4W/m - 10 mm

24Vdc

Sezionabile ogni / Cuttable every:
7 LED (10 cm)



	CODE	CCT	FLUX / m
14,4W/m	GST130C	3000K	1553lm
SMD 2835	GST130N	4000K	1660lm
70 LED/m			
CRI>80			



GSTP01
Accessorio di fissaggio a parete (25 pezzo per rolla - non incluso)
Wall fixing accessories (25 per roll - not included)

NEW

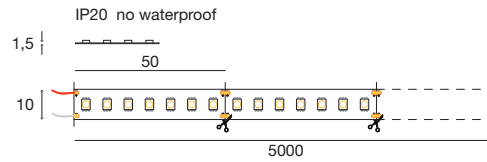
STRIP LED 14,4W/m - 10 mm

24Vdc

Sezionabile ogni / Cuttable every:
7 LED (5 cm)



	CODE	CCT	FLUX / m
14,4W/m	GST161C	3000K	1750lm
SMD 2835	GST161N	4000K	1816lm
140 LED/m			
CRI>80			



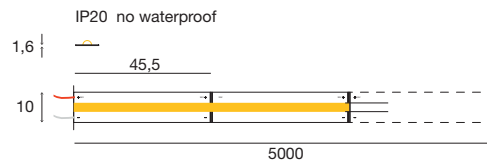
STRIP LED 15W/m - 10 mm

24Vdc

Sezionabile ogni / Cuttable every:
24 LED (4,5 cm)



	CODE	CCT	FLUX / m
15W/m	GST144C	3000K	1580lm
COBLED	GST144N	4000K	1650lm
528 LED/m			
CRI >80			



Profili in alluminio indispensabili per una adeguata dissipazione del calore.
Aluminium profiles essential for an appropriate heat dissipation.

STRIP LED 18W/m - 10 mm

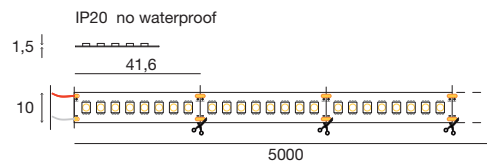
24Vdc

Sezionabile ogni / Cuttable every:
8 LED (4,16 cm)



	CODE	CCT	FLUX / m
18W/m	GST151H	2700K	2461lm
SMD 2835	GST151C	3000K	2705lm
192 LED/m	GST151N	4000K	2712lm
CRI>80			

NEW



Profili in alluminio indispensabili per una adeguata dissipazione del calore.
Aluminium profiles essential for an appropriate heat dissipation.



GSTP01
Accessorio di fissaggio a parete (25 pezzo per rolla - non incluso)
Wall fixing accessories (25 per roll - not included)

NEW

STRIP LED 18W/m - 10 mm

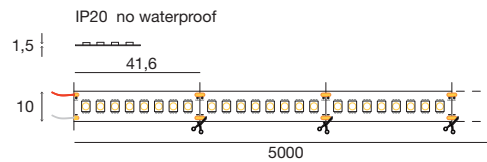
24Vdc

Sezionabile ogni / Cuttable every:
8 LED (4,16 cm)



Profili in alluminio indispensabili per una adeguata dissipazione del calore.
Aluminium profiles essential for an appropriate heat dissipation.

	CODE	CCT	FLUX / m
18W/m	GST171C	3000K	2158lm
SMD 2835	GST171N	4000K	2207lm
192 LED/m			
CRI>90			



STRIP LED 19,2W/m - 10 mm

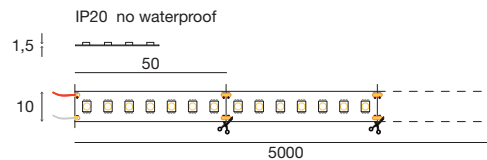
24Vdc

Sezionabile ogni / Cuttable every:
7 LED (5 cm)



Profili in alluminio indispensabili per una adeguata dissipazione del calore.
Aluminium profiles essential for an appropriate heat dissipation.

	CODE	CCT	FLUX / m
19,2W/m	GST140C	3000K	2418lm
SMD 2835	GST140N	4000K	2532lm
140 LED/m			
CRI>80			



NEW

STRIP LED 19,2W/m - 10 mm

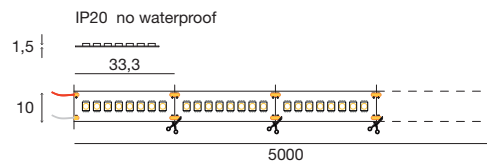
24Vdc

Sezionabile ogni / Cuttable every:
8 LED (3,33 cm)



Profili in alluminio indispensabili per una adeguata dissipazione del calore.
Aluminium profiles essential for an appropriate heat dissipation.

	CODE	CCT	FLUX / m
19,2W/m	GST162C	3000K	2713lm
SMD 2835	GST162N	4000K	2894lm
240 LED/m			
CRI>80			



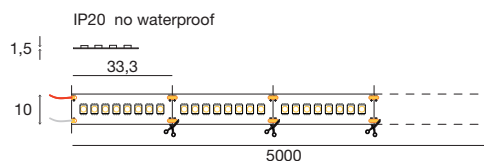
GSTP01
Accessorio di fissaggio a parete (25 pezzo per rolla - non incluso)
Wall fixing accessories (25 per roll - not included)

NEW STRIP LED 19,2W/m - 10 mm
24Vdc

 Sezionabile ogni / Cuttable every:
8 LED (3,33 cm)

 Profili in alluminio indispensabili per una adeguata dissipazione del calore.
Aluminium profiles essential for an appropriate heat dissipation.

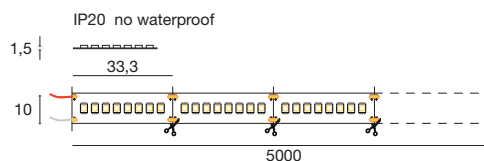
	CODE	CCT	FLUX / m
19,2W/m	GST172C	3000K	2356lm
SMD 2835	GST172N	4000K	2500lm
240 LED/m			
CRI>90			


NEW STRIP LED 22W/m - 10 mm
24Vdc

 Sezionabile ogni / Cuttable every:
8 LED (3,33 cm)

 Profili in alluminio indispensabili per una adeguata dissipazione del calore.
Aluminium profiles essential for an appropriate heat dissipation.

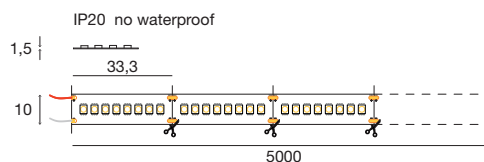
	CODE	CCT	FLUX / m
22W/m	GST163H	2700K	2989lm
SMD 2835	GST163C	3000K	3107lm
240 LED/m	GST163N	4000K	3364lm
CRI>80			


NEW STRIP LED 22W/m - 10 mm
24Vdc

 Sezionabile ogni / Cuttable every:
8 LED (3,33 cm)

 Profili in alluminio indispensabili per una adeguata dissipazione del calore.
Aluminium profiles essential for an appropriate heat dissipation.

	CODE	CCT	FLUX / m
22W/m	GST173C	3000K	2633lm
SMD 2835	GST173N	4000K	2976lm
240 LED/m			
CRI>90			


 GSTP01
 Accessorio di fissaggio a parete (25 pezzo per rolla - non incluso)
 Wall fixing accessories (25 per roll - not included)

STRIP LED DIMMERABILI / DIMMABLE

La confezione delle strisce LED contiene una rolla lunga 5 metri.
LED montati su un circuito flessibile ed adesivo.

Temperatura di esercizio $-20^{\circ} \sim +60^{\circ}\text{C}$.

Dimmerabile.

Durata 50.000 ore.

Garanzia 2 anni.

Collegamento di più rotte in parallelo (max 3 rotte, 15 metri).

Accessori non inclusi.

Tutte le strip LED sono protette da uno strato trasparente di parylene.

Questa pellicola sottile ma resistente riduce notevolmente le dimensioni delle strip e non ingiallisce nel tempo.

Alimentatori: pag. 312 - 313

Dimmer e amplificatori: pag. 314 - 315

Accessori: pag. 315

IP65 / IP66



The package of LED strips contains a 5-metre long roll.
LEDs mounted on a flexible and adhesive circuit.

Operating temperature $-20^{\circ} \sim +60^{\circ}\text{C}$.

Dimmable.

Life 50,000 hours.

2 years warranty.

Connection of several rolls in parallel (max 3 rolls, 15 metres).

Accessories not included.

All IP66 strips are protected by a transparent layer of Parylene.

This thin but resistant film significantly reduces the size of the strip and does not yellow over time.

Power supplies: pages 312 - 313

Dimmers and amplifiers: pages 314 - 315

Accessories: page 315

NEW STRIP LED 10W/m - 6 mm

24Vdc

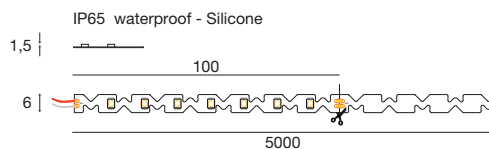


Sezionabile ogni / Cuttable every:

7 LED (10 cm)



	CODE	CCT	FLUX / m
10W/m	GST166C	3000K	1221lm
SMD 2835	GST166N	4000K	1250lm
70 LED/m			
CRI >80			

**NEW** STRIP LED 11W/m - 5 mm

24Vdc

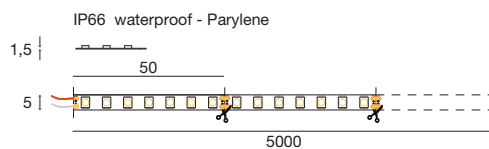


Sezionabile ogni / Cuttable every:

7 LED (5 cm)



	CODE	CCT	FLUX / m
11W/m	GST180C	3000K	1409lm
SMD 2835	GST180N	4000K	1445lm
140 LED/m			
CRI >80			

**NEW** STRIP LED 12W/m - 10 mm

24Vdc

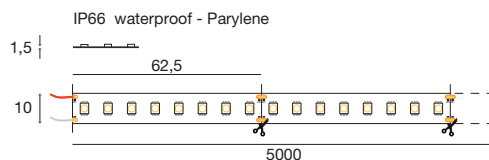



Sezionabile ogni / Cuttable every:

8 LED (6,25 cm)



	CODE	CCT	FLUX / m
12W/m	GST181C	3000K	1790lm
SMD 2835	GST181N	4000K	1878lm
128 LED/m			
CRI >80			





5 m 120° 50.000

STRIP LED 14,4W/m - 10 mm

24Vdc

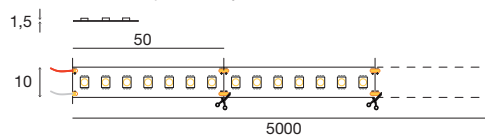
NEW

Sezionabile ogni / Cuttable every:
7 LED (5 cm)



	CODE	CCT	FLUX / m
14,4W/m	GST182C	3000K	1735lm
SMD 2835	GST182N	4000K	1854lm
140 LED/m			
CRI>80			

IP66 waterproof - Parylene



STRIP LED 22W/m - 10 mm

24Vdc

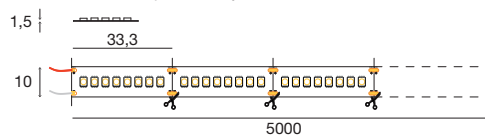
NEW

Sezionabile ogni / Cuttable every:
8 LED (3,33 cm)



	CODE	CCT	FLUX / m
22W/m	GST183C	3000K	3107lm
SMD 2835	GST183N	4000K	3356lm
240 LED/m			
CRI>80			

IP66 waterproof - Parylene



Profili in alluminio indispensabili per una adeguata dissipazione del calore.
Aluminium profiles essential for an appropriate heat dissipation.

STRIP LED 18W/m - 12 mm

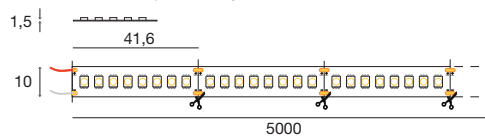
24Vdc

Sezionabile ogni / Cuttable every:
8 LED (4,16 cm)



	CODE	CCT	FLUX / m
18W/m	GST154C	3000K	2568lm
SMD 2835	GST154N	4000K	2712lm
192 LED/m			
CRI>80			

IP66 waterproof - Parylene




Profili in alluminio indispensabili per una adeguata dissipazione del calore.
Aluminium profiles essential for an appropriate heat dissipation.

STRIP LED RGB

La confezione delle strisce LED contiene una rolla lunga 5 metri.
LED montati su un circuito flessibile ed adesivo.
Temperatura di esercizio $-20^{\circ} \sim +60^{\circ}\text{C}$.
Durata 50.000 ore.
Garanzia 2 anni.
Collegamento di più rolle in parallelo (max 3 rolle, 15 metri).
È consigliato l'uso di accessori di fissaggio a parete (25 pezzi per rolla).
Accessori non inclusi.

Alimentatori: pag. 312 - 313
Telecomandi e amplificatori per GSTO62R: pag. 314 - 315
Accessori per GSTO62R: pag. 315
Telecomando e amplificatore per GSTO61R: pag. 314 - 315

IP20



The package of LED strips contains a 5-metre long roll.
LEDs mounted on a flexible and adhesive circuit.
Operating temperature $-20^{\circ} \sim +60^{\circ}\text{C}$.
Life 50,000 hours.
2 years warranty.
Connection of several rolls in parallel (max 3 rolls, 15 metres).
We recommend using wall fixing accessories (25 per roll).
Accessories not included.

Power supplies: pages 312 - 313
Controllers and amplifiers for GSTO62R: page 314 - 315
Accessories for GSTO62R: page 315
Controller and amplifier for GSTO61R: page 314 - 315

STRIP LED 14,4W/m - 10 mm

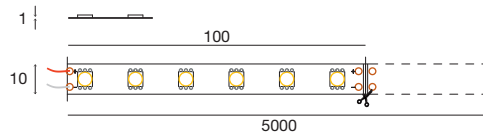
24Vdc

Sezionabile ogni / Cuttable every:
6 LED (10 cm)



	CODE	CCT	FLUX / m
RGB	GST062R	RGB	max 450lm
14,4W/m			
SMD 5050			
60 LED/m			

IP20 no waterproof



NEW

STRIP LED 19W/m - 10 mm

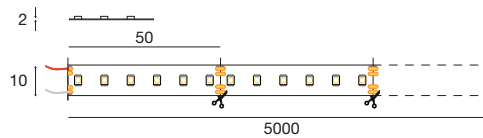
24Vdc

Sezionabile ogni / Cuttable every:
6 LED (5 cm)



	CODE	CCT	FLUX / m
RGB	GST165R	RGB	844lm
19W/m			
SMD 3535			
120 LED/m			

IP20 no waterproof



STRIP LED 14,4W/m - 12 mm

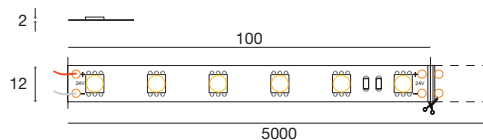
24Vdc

Sezionabile ogni / Cuttable every:
6 LED (10 cm)



	CODE	CCT	FLUX / m
RGB + W	GST061R	RGB + 4000K	660lm
14,4W/m			
SMD 5050			
60 LED/m			


IP20 no waterproof



STRIP LED 21W/m - 12 mm

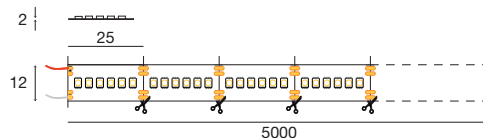
24Vdc

Sezionabile ogni / Cuttable every:
6 LED (2,5 cm)



	CODE	CCT	FLUX / m
RGB	GST164R	RGB	1010lm
21W/m			
SMD 3535			
240 LED/m			

IP20 no waterproof



STRIP LED **RGB**

La confezione delle strisce LED contiene una rolla lunga 5 metri.

LED per metro montati su un circuito flessibile ed adesivo.

Temperatura di esercizio $-20^{\circ} \sim +60^{\circ}\text{C}$.

Durata 50.000 ore.

Garanzia 2 anni.

Collegamento di più rotte in parallelo (max 3 rotte, 15 metri).

Tutte le strip LED (escl. GST063R) sono protette da uno strato trasparente di parylene. Questa pellicola sottile ma resistente riduce notevolmente le dimensioni delle strip e non ingiallisce nel tempo.

Alimentatori: pag. 312 - 313

Telecomandi e amplificatori: pag. 314 - 315

IP66 / IP67

The package of LED strips contains a 5-metre long roll.

LEDs mounted on a flexible and adhesive circuit.

Operating temperature $-20^{\circ} \sim +60^{\circ}\text{C}$.

Life 50,000 hours.

2 years warranty.

Connection of several rolls in parallel (max 3 rolls, 15 metres).

All IP66 strips are protected by a transparent layer of Parylene.

This thin but resistant film significantly reduces the size of the strip and does not yellow over time.


Power supplies: pages 312 - 313

Controllers and amplifiers: pages 314 - 315

NEW

STRIP LED 14,4W/m - 12 mm

24Vdc



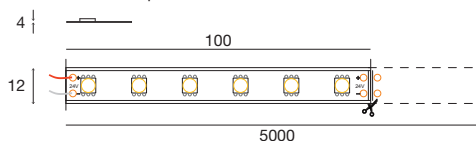
Sezionabile ogni / Cuttable every:

6 LED (10 cm)



	CODE	CCT	FLUX / m
RGB	GST063R	RGB	max 415lm
	14,4W/m		
	SMD 5050		
	60 LED/m		

IP67 waterproof - Silicone



STRIP LED 19W/m - 10 mm

24Vdc



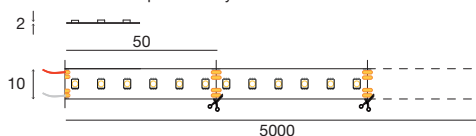
Sezionabile ogni / Cuttable every:

6 LED (5 cm)



	CODE	CCT	FLUX / m
RGB	GST185R	RGB	843lm
	19W/m		
	SMD 3535		
	120 LED/m		

IP66 waterproof - Parylene



STRIP LED 21W/m - 12 mm

24Vdc



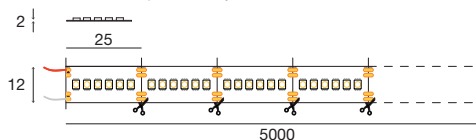
Sezionabile ogni / Cuttable every:

6 LED (2,5 cm)



	CODE	CCT	FLUX / m
RGB	GST184R	RGB	1005lm
	21W/m		
	SMD 3535		
	240 LED/m		

IP66 waterproof - Parylene





NEON FLEX 360

NEW

NEON FLEX 360 non è solo una fonte di luce ma un vero e proprio elemento decorativo dallo stile contemporaneo che combina funzionalità ed estetica in modo innovativo. È la soluzione perfetta per aggiungere un tocco moderno a uno spazio residenziale, creare atmosfere suggestive in un locale commerciale o definire linee architettoniche in un contesto espositivo.

NEON FLEX 360 è una striscia luminosa tubolare continua e flessibile che emette luce uniformemente in tutte le direzioni. Grazie alla sua struttura innovativa e alla vasta gamma di accessori per l'installazione sia a parete che a sospensione, questo sistema offre una libertà creativa senza precedenti. NEON FLEX 360 è realizzata con un rivestimento stagno in silicone IP65 che garantisce protezione dalla polvere e dagli spruzzi d'acqua.

NEON FLEX 360 is not just a light source but a true decorative element with a contemporary style that combines functionality and aesthetics in an innovative way. It is the perfect solution for adding a modern touch to a residential space, creating suggestive atmospheres in a commercial premises or defining architectural lines in a display context.

NEON FLEX 360 is a continuous, flexible tubular light strip that uniformly emits light in all directions. Thanks to its innovative structure and wide range of accessories for both wall and pendant installation, this system offers unprecedented creative freedom. NEON FLEX 360 is made with a watertight IP65 silicone coating that guarantees protection against dust and splashing water.



FLESSIBILE E RESISTENTE
FLEXIBLE AND RESISTANT



ILLUMINAZIONE A 360°
360° ILLUMINATION



RESISTENTE ALL'ACQUA IP66
WATER RESISTANT IP66

Strisce flessibili a LED dimmerabili con rivestimento stagno in silicone (IP65), con possibilità di piegatura in qualsiasi direzione. Disponibile in 3 lunghezze: rolla da 1 metro, 2,5 metri o 5 metri. Dotato di cavo di alimentazione all'estremità iniziale di lunghezza pari a 1,5 metri. Alimentatore non incluso e da installare in remoto (pag. 312-313).

Non sono inclusi gli accessori per la realizzazione di apparecchi di illuminazione a parete o a sospensione, con sviluppo orizzontale o verticale.

Tutti gli accessori devono essere ordinati separatamente.

Flexible, dimmable LED strips with a watertight silicone coating (IP65), which can be bent in any direction. Available in 3 lengths: 1 metre, 2.5 metres or 5 metres reel. Equipped with a 1.5 metre power cable at the initial end.

Power supply not included and to be installed remotely (pages 312-313).

Accessories for wall-mounted or pendant luminaires with horizontal or vertical development are not included. All accessories must be ordered separately.



NEW

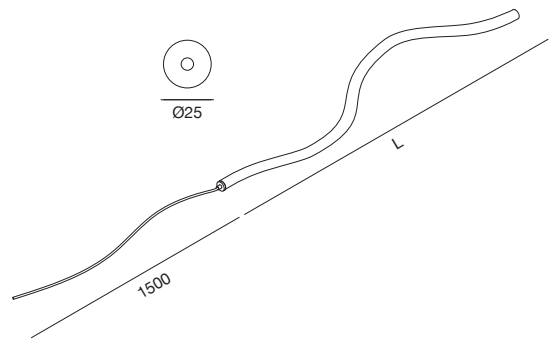


240 LED
SMD 2835
20W | 24Vdc
CRI >90

BEAM



L 1000 mm
GST200C 3000K 1000lm



600 LED
SMD 2835
50W | 24Vdc
CRI >90

BEAM



L 2500 mm
GST201C 3000K 2909lm

1200 LED
SMD 2835
100W | 24Vdc
CRI >90

BEAM



L 5000 mm
GST202C 3000K 3567lm

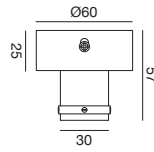


ACCESSORI / ACCESSORIES

NEON FLEX 360

Kit per installazione a plafone del tubo
GST200C/GST201C/GST202C.

Finiture disponibili: bianco opaco, nero opaco o oro.
Accessori per la realizzazione di qualsiasi
composizione da acquistare separatamente.



GST200C/GST201C/GST202C ceiling installation kit.
Finishes available: matt white, matt black or gold.
Accessories for any desired composition to be
purchased separately.



Bianco opaco
Matt White
GSTKP1



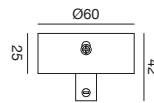
Nero opaco
Matt Black
GSTKP2



Oro / Gold
GSTKP3

Kit per installazione a sospensione del tubo
GST200C/GST201C/GST202C.

Finiture disponibili: bianco opaco, nero opaco o oro.
Accessori per la realizzazione di qualsiasi
composizione da acquistare separatamente.



GST200C/GST201C/GST202C suspension
installation kit.

Finishes available: matt white, matt black or gold.
Accessories to create any composition are to be
purchased separately.



Bianco opaco
Matt White
GSTKS1



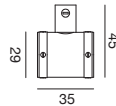
Nero opaco
Matt Black
GSTKS2



Oro / Gold
GSTKS3

Kit per installazione a sospensione di forma circolare
del tubo GST200C/GST201C/GST202C.

Finiture disponibili: bianco opaco, nero opaco o oro.
Accessori per la realizzazione di qualsiasi
composizione da acquistare separatamente.



GST200C/GST201C/GST202C circular suspension
installation kit.

Finishes available: matt white, matt black or gold.
Accessories to create any composition are to be
purchased separately.



Bianco opaco
Matt White
GSTKS4



Nero opaco
Matt Black
GSTKS5

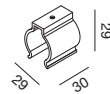


Oro / Gold
GSTKS6

Clip singola per la realizzazione di composizioni
di forme particolari a plafone.

Finitura: policarbonato trasparente.

Single clip for special shape ceiling compositions.
Finish: transparent polycarbonate.

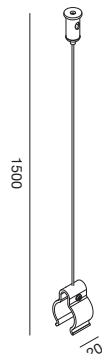


Policarbonato trasparente
Transparent polycarbonate
GSTC23

Kit cavo singolo con clip per la realizzazione
di composizioni di forme particolari a sospensione.

Finitura: grigio con clip in policarbonato trasparente.

Single cable kit with clips to create compositions
of peculiar suspension shapes.
Finish: gray with transparent polycarbonate clip.

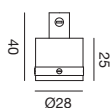


Grigio e Policarbonato trasparente
Gray and Transparent polycarbonate
GSTC22

Tappo di chiusura in alluminio con uscita del cavo nella parte superiore.

Finiture disponibili: bianco opaco, nero opaco o oro.

Accessori per la realizzazione di qualsiasi composizione da acquistare separatamente..



Bianco opaco
Matt White
GSTPT1



Nero opaco
Matt Black
GSTPT2



Oro / Gold
GSTPT3

Aluminium end cap with cable outlet at the top.
Finishes available: matt white, matt black or gold.
Accessories to create any composition are to be purchased separately.

Tappo di chiusura in alluminio senza uscita del cavo.

Finiture disponibili: bianco opaco, nero opaco o oro.

Accessori per la realizzazione di qualsiasi composizione da acquistare separatamente.



Bianco opaco
Matt White
GSTPT4



Nero opaco
Matt Black
GSTPT5



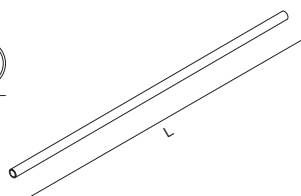
Oro / Gold
GSTPT6

Aluminium end cap without cable outlet.
Finishes available: matt white, matt black or gold.
Accessories to create any composition are to be purchased separately.

Tubo in policarbonato trasparente disponibile in 2 misure: 1 metro e 2,5 metri.

Utilizzabile per la realizzazione di sospensioni verticali o orizzontali.

Accessori per la realizzazione di qualsiasi composizione da acquistare separatamente.



Policarbonato trasparente /
Transparent polycarbonate
L 1000 mm
GSTP190

Policarbonato trasparente /
Transparent polycarbonate
L 2500 mm
GSTP191

Transparent polycarbonate tube available in 2 sizes: 1 metre and 2.5 metres.

Can be used to create vertical or horizontal suspensions.

Accessories to create any composition are to be purchased separately.

ESEMPI INSTALLAZIONE / ESEMPI INSTALLAZIONE

NEON FLEX 360

Composizione esempio 1

Composition example 1

GST200C x 1

GST201C x 1

GSTKP1 x 2

GSTPT1 x 1

GSTPT4 x 1

GSTKS1 x 1

GSTC22 x 2



Composizione esempio 2

Composition example 2

GST201C x 1

GSTKS1 x 1

GSTPT1 x 1

GSTPT4 x 1

GSTP191 x 1

GSTC22 x 3



Composizione esempio 3
Composition example 3

GST200C x 2
GST201C x 2
GSTKS3 x 4
GSTKS6 x 4
GSTC22 x 2



Composizione esempio 4
Composition example 4

GST200C x 3
GSTKS2 x 3
GSTPT2 x 3
GSTPT5 x 3
GSTP190 x 3



NEON FLEX 3D

NEW

NEON FLEX 3D è una soluzione innovativa per l'illuminazione che trasforma il modo di pensare agli spazi luminosi.


NEON FLEX 3D è una striscia luminosa continua e flessibile in ogni direzione, progettata per emettere una luce uniforme dalla sua faccia superiore.

Il sistema è accompagnato da una serie di accessori per l'installazione sia a soffitto che a parete, rendendolo un'opzione estremamente versatile e facile da implementare. La sua straordinaria flessibilità consente di creare forme illimitate, adattandosi perfettamente a qualsiasi esigenza di design. Che si tratti di curve sinuose o angoli netti, NEON FLEX 3D si adatta facilmente, aprendo nuove possibilità di esplorare configurazioni luminose uniche e innovative.

NEON FLEX 3D is an innovative lighting solution that transforms the mindset behind lighting spaces.

NEON FLEX 3D is a continuous light strip flexible in every direction, designed to emit uniform light from its upper side.


The system comes with a range of accessories for both ceiling and wall installation, making it an extremely versatile and easy-to-implement option. Its extraordinary flexibility offers unlimited possibilities for creating shapes, adapting perfectly to any design requirement. From sinuous curves to sharp angles, NEON FLEX 3D adapts easily, opening up new possibilities to explore unique and innovative lighting configurations.



FLESSIBILE E RESISTENTE FLEXIBLE AND RESISTANT

Neon Flex 3D è una striscia LED flessibile con possibilità di piegatura in qualsiasi direzione e può essere adattata a qualsiasi forma senza compromettere la qualità del prodotto.

Neon Flex 3D is a flexible LED strip that can be bent in any direction and can be adapted to any shape without compromising the product quality.



SEZIONABILE SECTIONABLE

Neon Flex 3D è fornita in rolla lunga 5 metri ed è sezionabile ogni 6 LED (5 cm).

Il sistema prevede gli accessori per sigillare la rolla dopo il taglio.

Neon Flex 3D is supplied on a 5-metre reel and can be sectioned every 6 LEDs (5 cm). The system includes accessories to seal the reel after cutting.



RESISTENTE ALL'ACQUA IP66 WATER RESISTANT IP66

Neon Flex 3D è realizzata con un rivestimento stagno IP66 che garantisce protezione dalla polvere e a potenti getti d'acqua. e la rende una scelta adatta anche per scenari più impegnativi.

Neon Flex 3D is constructed with an IP66 watertight casing that provides protection from dust and powerful water jets, making it a suitable choice for even the most demanding scenarios.



Striscia flessibile a LED dimmerabile con rivestimento stagno (IP66), con possibilità di piegatura in qualsiasi direzione. Rolla sezionabile lunga 5 metri. Disponibili gli accessori per sigillare la rolla dopo il taglio. Dotato di cavo di alimentazione all'estremità iniziale di lunghezza pari a 30 centimetri.

Alimentatore non incluso da acquistare separatamente e da installare in remoto (pag. 312-313).

La rolla non è adesiva; tutti gli accessori per il fissaggio e per la realizzazione di composizioni lineari o flessibili devono essere ordinati separatamente.

Flexible, dimmable LED strip with watertight casing (IP66), can be bent in any direction. Cuttable 5-metre long reel.

Accessories to seal the reel after cutting are available. Equipped with a 30 cm long power cable at the initial end.

Power supply not included to be purchased separately and installed remotely (pages 312-313). The reel is not adhesive; all accessories for fixing and making linear or flexible compositions must be ordered separately.



NEW

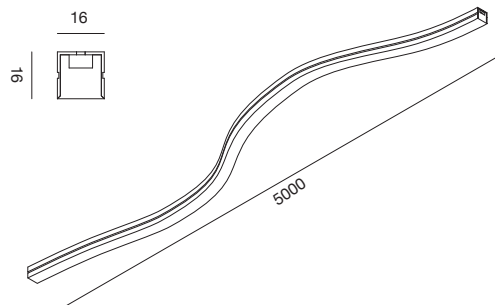
STRIP LED 14,4W/m - 16x16 mm

24Vdc

Sezionabile ogni / Cuttable every:
6 LED (5 cm)



	CODE	CCT	FLUX / m
126 LED	GST210C	3000K	830lm
SMD 2835	GST210N	4000K	880lm
72W 24Vdc			
CRI >90			

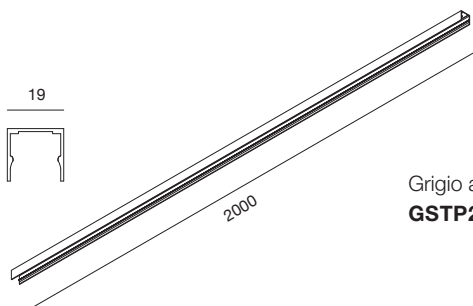
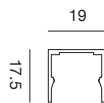


ACCESSORI / ACCESSORIES

NEON FLEX 3D

Profilo in alluminio estruso sezionabile per la realizzazione di composizioni lineari della strip GST210C o GST210N.
Finitura: grigio alluminio.

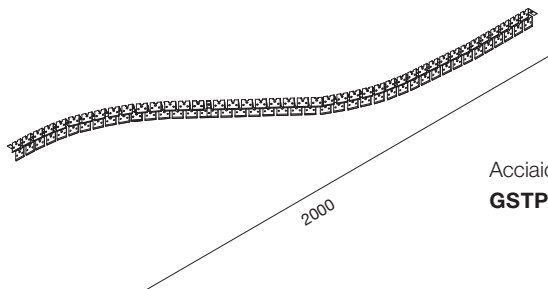
Sectionable extruded aluminium profile for linear compositions of the GST210C or GST210N strip.
Finish: aluminum gray.



Grigio alluminio / Aluminum Gray
GSTP200

Profilo flessibile in acciaio per strip GST210C o GST210N.
Per la realizzazione di forme tonde o a spirale.
Finitura: grigio.


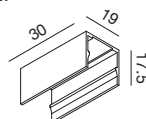
Flexible steel profile for strip GST210C or GST210N.
To create round or spiral shapes.
Finish: grey.



Acciaio / Steel
GSTP210

Clip in alluminio per il fissaggio della strip GST210C o GST210N.
Da utilizzare al posto del GSTP200 o del GSTP210.

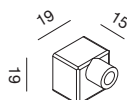
Aluminium clip to attach the GST210C or GST210N strip.
To be used in place of GSTP200 or GSTP210.



Grigio alluminio / Aluminum Gray
GSTC24

Tappo in silicone con uscita del cavo nella parte superiore per la chiusura della strip GST210C o GST210N dopo averla sezionata. Indispensabile l'utilizzo del silicone di chiusura GSTSI1.

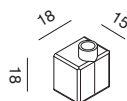
Silicone plug with cable outlet at the top for closing the GST210C or GST210N strip after sectioning.
It is essential to use GSTSI1 closing silicone.



Policarbonato bianco
White Polycarbonate
GSTPT7

Tappo in silicone con uscita del cavo nella parte laterale per la chiusura della strip GST210C o GST210N dopo averla sezionata. Indispensabile l'utilizzo del silicone di chiusura GSTSI1.

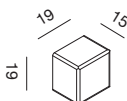
Silicone plug with cable outlet on the side for closing the GST210C or GST210N strip after sectioning.
It is essential to use GSTSI1 closing silicone.



Policarbonato bianco
White Polycarbonate
GSTPT8

Tappo in silicone senza uscita del cavo per la chiusura della strip GST210C o GST210N dopo averla sezionata. Indispensabile l'utilizzo del silicone di chiusura GSTSI1.

Silicone plug without cable outlet for closing the GST210C or GST210N strip after sectioning.
It is essential to use GSTSI1 closing silicone.



Policarbonato bianco
White Polycarbonate
GSTPT9

Tubetto di silicone da utilizzare per la chiusura con tappo della strip GST210C o GST210N.

Silicone tube to be used for closing the GST210C or GST210C strip with a cap.

GSTSI1



STRIP LED 220-240V

NEW

STRIP LED 220-240V è la soluzione di illuminazione che offre una facilità di utilizzo e un'adattabilità senza pari. Questo innovativo sistema non richiede un driver di alimentazione, semplificando l'installazione e riducendo il tempo necessario per la configurazione.

La striscia Strip Led può essere tagliata ogni 6 LED (5 cm) ed è disponibile una gamma di accessori progettati per facilitare la connessione e il montaggio. Questa flessibilità rende STRIP LED 220-240V adatta a qualsiasi spazio, offrendo infinite possibilità di personalizzazione.

STRIP LED 220-240V is the lighting solution that offers unparalleled ease of use and adaptability. This innovative system does not require a power driver, simplifying installation and reducing the time needed for set-up.

The Strip Led can be cut every 6 LEDs (5 cm) and a range of accessories designed for easy connection and mounting is available. This flexibility makes STRIP LED 220-240V suitable for any space, offering endless possibilities of customisation.




COLLEGAMENTI VELOCI E SENZA TRAFORMATORE

FAST AND TRANSFORMER- FREE CONNECTIONS

Strip Led 220-240V è una striscia LED estremamente che si collega senza necessità di Driver di alimentazione. Questo la rende una soluzione di illuminazione facile da realizzare, ed estremamente adattabile.

Strip Led 220-240V is an LED strip that connects extremely fast without requiring a power supply driver. This makes it an easy-to-implement and extremely adaptable lighting solution.



SEZIONABILE OGNI 5 CM SECTIONABLE EVERY 5 CM

Strip Led 220-240V è fornita in rolla lunga 5 metri può essere tagliata ogni 6 LED (5 cm) ed sono disponibili accessori di connessione per consentire di adattare perfettamente la lunghezza alle specifiche esigenze del progetto.

Strip Led 220-240V is supplied on a 5 metre long reel, can be cut every 6 LEDs (5 cm) and connection accessories are available to perfectly fit the length to specific project requirements.



GRADO DI PROTEZIONE IP65 IP65 PROTECTION RATING

Grazie alla protezione IP65, Strip Led 220-240V è una soluzione affidabile per l'installazione in qualsiasi contesto architettonico, garantendo prestazioni eccellenti sia in ambienti interni che esterni.

Thanks to its IP65 protection rating, Strip Led 220-240V is a reliable solution for installation in any architectural context, guaranteeing excellent performance in both indoor and outdoor environments.



STRIP LED DIMMERABILE / DIMMABLE

La confezione della striscia LED contiene una rolla lunga 5 metri. LED montati su un circuito flessibile ed adesivo. Temperatura di esercizio -20° ~ +60°C.

Dimmerabile a taglio di fase tramite dimmer esterno + push (non inclusi).

Durata 50.000 ore. Garanzia 2 anni.

È consigliato l'uso di accessori di fissaggio a parete GSTP07.

Accessori non inclusi.

The package of LED strips contains a 5-metre long roll.

LEDs mounted on a flexible and adhesive circuit.

Operating temperature -20° ~ +60°C.

Phase cut dimmable via external dimmer + push (not included).

Life 50,000 hours. 2 years warranty.

We recommend using wall fixing accessories GSTP07.

Accessories not included.



NEW

STRIP LED 15W/m - 12 mm

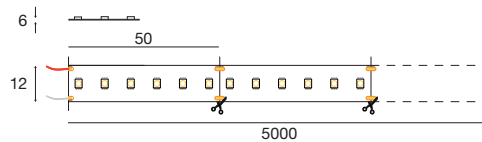
220-240Vac

Sezionabile ogni / Cuttable every:
6 LED (5 cm)



	CODE	CCT	FLUX / m
15W/m	GST190C	3000K	1394lm
SMD 2835 120 LED/m CRI >80	GST190N	4000K	1458lm

IP65 waterproof - Silicone



Non richiede alcun attrezzo per essere installato. Basta inserire la striscia LED all'interno e agganciarlo con una leggera pressione.

It does not require any tools to be installed. Simply insert the LED strip and attach it with light pressure.



ACCESSORI / ACCESSORIES

STRIP LED 220-240V

Alimentazione diretta per spezzoni o sezioni di strip LED GST190C o GST190N.

Direct power supply for segments or section of GST190c or GST190N LED strip.

GSTC20

Connettore con cavo flessibile per giunzione angolare di strip LED GST190C o GST190N.

Connector with flexible cable for corner jointing of GST190C or GST190N LED strips.

GSTC21

Connettore rigido per giunzione lineare di strip LED GST190C o GST190N.

Rigid connector for linear junction of GST190C or GST190N LED strips.

GSTP04

Connettore rigido per giunzione angolare di strip LED GST190C o GST190N.

Rigid connector for corner jointing of GST190C or GST190N LED strips.

GSTP05

Tappo in silicone senza uscita cavo per la chiusura della strip LED GST190C o GST190N. Indispensabile l'utilizzo del silicone di chiusura GSTSI1. Confezione da 20 pezzi.

Silicone cap without cable outlet for closing the GST190C or GST190N LED strip. The use of GSTSI1 closing silicone is essential. Pack of 20 pieces.

GSTP06

Clip in plastica trasparente per la strip LED GST190C o GST190N. Confezione da 20 pezzi.

Transparent plastic clip for the GST190C or GST190N LED strip. Pack of 20 pieces..

GSTP07

Tubetto di silicone da utilizzare per la chiusura con tappo della strip GST190C o GST190N.

Silicone tube to be used for closing the GST190C or GST190N strip with a cap.

GSTSI1

ALIMENTATORI / POWER SUPPLIES 24Vdc

NON DIMMERABILI / NON-DIMMABLE

 IP20

		CODE	POWER	V in	V out	Ampere	L x P x H (mm)
Per strisce LED For LED strips		GSTT30	35W	185-264Vac	24Vdc	1,46 A	85x60x34
		GSTT31	60W	100-240Vac	24Vdc	2,50 A	167x97x45
Dotato di ventola di raffreddamento Equipped with cooling fan		GSTT32	100W	100-240Vac	24Vdc	4,17 A	160x98x40
		GSTT33	150W	185-264Vac	24Vdc	6,25 A	160x98x40
		GSTT34	200W	185-264Vac	24Vdc	8,33 A	160x98x40
		GSTT35	250W	185-264Vac	24Vdc	10,42 A	160x98x40
		GSTT36	300W	185-264Vac	24Vdc	12,50 A	215x115x50

 IP20

		CODE	POWER	V in	V out	Ampere	L x P x H (mm)
Per strisce LED For LED strips		GSTT37	30W	220-240Vac	24Vdc	1,25 A	153x41x32
		GSTT38	60W	220-240Vac	24Vdc	2,50 A	180x52x30
NEW		GSTT40	50W	220-240Vac	24Vdc	2,1 A	184x61x32
		GSTT41	100W	220-240Vac	24Vdc	4,5 A	184x61x32
NEW		GSTT42	150W	220-240Vac	24Vdc	6,25 A	210x67x34
		GSTT47	75W	220-240Vac	24Vdc	3,125 A	305x30x17
NEW		GSTT48	150W	220-240Vac	24Vdc	6,25 A	330 x30x22

ALIMENTATORI / POWER SUPPLIES 24Vdc

NON DIMMERABILI / NON-DIMMABLE



	CODE	POWER	V in	V out	Ampere	L x P x H (mm)
Per strisce LED For LED strips	GSTT44	60W	90-264Vac	24Vdc	2,5 A	170x40x23
	GSTT45	100W	90-264Vac	24Vdc	4,16 A	190x55x35
	GSTT46	150W	90-264Vac	24Vdc	6,25 A	205x50x30

ALIMENTATORI / POWER SUPPLIES 24Vdc

DIMMERABILI / DIMMABLE



	CODE	POWER	V in	V out	Ampere	L x P x H (mm)
Per strisce LED For LED strips	GSTT15	75W	220-240Vac	24Vdc	3,12 A	293x43x30
PUSH HALI	GSTT16	36W	220-240Vac	24Vdc	1,50 A	210x43x30
PUSH 0-10V	GSTT18	150W	220-240Vac	24Vdc	6,25 A	352x43x30
PUSH 0-10V	GSTT49	75W	220-240Vac	24Vdc	3,125 A	400x32x22
NEW PUSH	GSTT50	150W	220-240Vac	24Vdc	6,25 A	400x32x22
NEW PUSH HALI	GSTT51	240W	220-240Vac	24Vdc	10 A	450x32x22

CENTRALINA + TELECOMANDO PER STRISCE LED / CONTROL UNIT + REMOTE CONTROL FOR LED STRIPS

IP20

	CODE	POWER	V in	V out	Ampere	L x P x H (mm)
--	------	-------	------	-------	--------	----------------

Per strisce LED RGB
For RGB LED strips
> GST062R - GST063R



GSTTE2 144W 24Vdc 24Vdc 6 A 63x35x22

Alimentatore non incluso - vedi pag. 348 - 351 / Power supply not included - see pages 348 - 351
Batterie per telecomandi non fornite / Batteries for remote controls not supplied

Telecomando ad infrarossi, no touch
Remote controller infrared, no touch

Per strisce LED RGB
For RGB LED strips
> GST062R - GST063R



GSTTE4 288W 24Vdc 24Vdc 12 A 89x70x28

Alimentatore non incluso - vedi pag. 348 - 351 / Power supply not included - see pages 348 - 351
Batterie per telecomandi non fornite / Batteries for remote controls not supplied

Telecomando ad onde radio, touch
Radio remote controller, touch

Per strisce LED RGB + BIANCO
For RGB LED strips + WHITE
> GST061R



GSTTE6 480W 24Vdc 24Vdc 20 A 175x30x44

Alimentatore non incluso - vedi pag. 348 - 351 / Power supply not included - see pages 348 - 351
Batterie per telecomando incluse / Batteries for remote controls included

Telecomando ad onde radio, touch
Radio remote controller, touch

È possibile abbinare il GSTC18 per potenze superiori ai 480 W - MAX 9 GSTC18 (4800 W)
The GSTC18 may be used for powers above 480 W - MAX 9 GSTC18 (4800 W)

Per strisce LED MONOCOLORE
For SINGLE COLOUR LED strips



GSTTE5 216W 24Vdc 24Vdc 9 A 135x30x20

Alimentatore non incluso - vedi pag. 348 - 351 / Power supply not included - see pages 348 - 351
Batterie per telecomando incluse / Batteries for remote controls included

Telecomando ad onde radio, touch
Radio remote controller, touch

È possibile abbinare il GSTC17 per potenze superiori ai 216 W - MAX 9 GSTC17 (2160 W)
The GSTC17 may be used for powers above 216 W - MAX 9 GSTC17 (2160 W)

CENTRALINA AGGIUNTIVA PER STRISCE LED / ADDITIONAL CONTROL UNIT FOR LED STRIPS

IP20

	CODE	POWER	V in	V out	Ampere	L x P x H (mm)
--	------	-------	------	-------	--------	----------------

Per strisce LED MONOCOLORE
For SINGLE COLOUR LED strips
> GSTTE5



GSTC17 216W 24Vdc 24Vdc 9 A 135x30x20

MAX 9 apparecchi comandabili con GSTTE5 / MAX 9 devices controllable with a GSTTE5
Alimentatore e GSTTE5 non incluso / Power supply and GSTTE5 not included

Per strisce LED RGB
For RGB LED strips
> GSTTE6






GSTC18 480W 24Vdc 24Vdc 20 A 175x30x44

MAX 9 apparecchi comandabili con GSTTE6 / MAX 9 devices controllable with a GSTTE6
Alimentatore e GSTTE6 / Power supply and GSTTE6 not included







AMPLIFICATORI DI SEGNALE / SIGNAL AMPLIFIER

IP20

	CODE	POWER	V in	V out	Ampere	L x P x H (mm)
Per strisce LED MONOCOLORE For SINGLE COLOR LED strips	GSTA01	240W	24Vac	24Vdc	10 A	165x39x26
	Alimentatore non incluso - vedi pag. 348 - 351 Power supply not included - see pages 348 - 351					
Per strisce LED RGB For RGB LED strips	GSTA02	360W	24Vac	24Vdc	15 A	165x39x26
	Alimentatore non incluso - vedi pag. 348 - 351 Power supply not included - see pages 348 - 351					
Per strisce LED RGB + BIANCO For RGB + WHITE LED strips	GSTA03	480W	24Vac	24Vdc	20 A	168x51x22
	Alimentatore non incluso - vedi pag. 348 - 351 Power supply not included - see pages 348 - 351					

ACCESSORI STRISCE LED / LED STRIPS ACCESSORIES

IP20

	CODE
Connettore di giunzione per strip LED MONOCOLORE larghezza 10 mm Binding connector f or SINGLE COLOUR LED strips width 10 mm	GSTC05
	Confezione da 10 pezzi / Pack of 10 pieces
Doppio connettore con cavo 15 cm per strip LED MONOCOLORE larghezza 10 mm. Two ends connectors with middle cable length 15 cm for SINGLE COLOUR LED strips width 10 mm.	GSTC09
	Confezione da 10 pezzi / Pack of 10 pieces
Connettore di giunzione per strip LED RGB larghezza 10 mm Binding connector for RGB LED strips width 10 mm	GSTC06
	Confezione da 10 pezzi / Pack of 10 pieces per / for GST062R - GST165R
Singolo connettore con cavo 15 cm per strip LED RGB larghezza 10 mm Single end connector with middle cable length 15 cm for RGB LED strips width 10 mm	GSTC08
	Confezione da 10 pezzi / Pack of 10 pieces per / for GST062R - GST165R
Doppio connettore con cavo 15 cm per strip LED RGB larghezza 10 mm. Two ends connectors with middle cable length 15 cm for RGB LED strips width 10 mm	GSTC10
	Confezione da 10 pezzi / Pack of 10 pieces per / for GST062R - GST165R
Staffette di fissaggio per Strip IP20 Fixing brackets for Strip IP20	GSTP01
	





PROIETTORI E BINARIO DA ESTERNO 48Vdc
48Vdc OUTDOOR PROJECTORS AND TRACK



BINARIO DA ESTERNO OUTDOOR TRACK SYSTEM

48Vdc

Il sistema a binario da esterno a bassa tensione è pensato per rispondere alle varie esigenze luminose degli ambienti ed adattarsi facilmente ai cambiamenti di scena senza rinunciare alle performance necessarie per realizzare i progetti più ambiziosi. Questo sistema è costituito da una striscia flessibile a LED alloggiata in un profilo di alluminio, dotato di un doppio circuito di alimentazione che permette l'inserimento di ulteriori moduli illuminanti. Grazie a questa tecnologia è possibile integrare proiettori, corpi illuminanti a sospensione e soluzioni di illuminazione lineare sulla linea principale con una semplice pressione, senza necessità di attrezzi. Questo rende il sistema estremamente versatile, pratico e rapido da configurare, consentendo modifiche e adattamenti in tempo reale.

L'alimentazione diretta dalla striscia interna permette di sostituire o riposizionare facilmente i vari elementi, garantendo una flessibilità senza precedenti. Inoltre, il sistema è corredato di connessioni e accessori di montaggio che permettono di creare molteplici geometrie del binario, sia a soffitto che a parete, offrendo infinite possibilità creative. Tutti i moduli del sistema hanno protezione IP65 per prestazioni eccellenti sia indoor che outdoor.

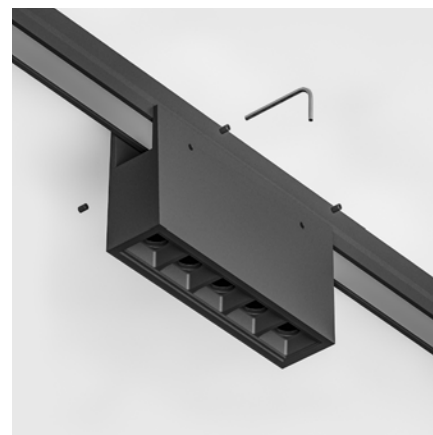
The low-voltage outdoor track system is designed to meet the environments various lighting needs and to easily adapt to changes of scenery, all without sacrificing the performance required to give life to the most ambitious projects. This system consists of a flexible LED strip housed in an aluminium profile, equipped with a double power supply circuit that allows the insertion of additional lighting modules. Thanks to this technology, it is possible to integrate spotlights, pendant luminaires and linear lighting solutions on the main line with a simple push. This makes the system extremely versatile, practical and quick to configure, allowing changes and adaptations in real time. The direct power supply from the internal strip allows the various elements to be easily replaced or repositioned, providing unprecedented flexibility. In addition, the system is equipped with connections and mounting accessories that make it possible to create multiple track geometries, both on the ceiling and wall, offering endless creative possibilities. All modules in the system have IP65 protection for excellent indoor and outdoor performance.



RICCA GAMMA DI ACCESSORI
WIDE RANGE OF ACCESSORIES



INNOVATIVO SISTEMA DI
CONNESSIONE
INNOVATIVE CONNECTING
SYSTEM



FACILE INSTALLAZIONE
EASY TO INSTALL

NEW

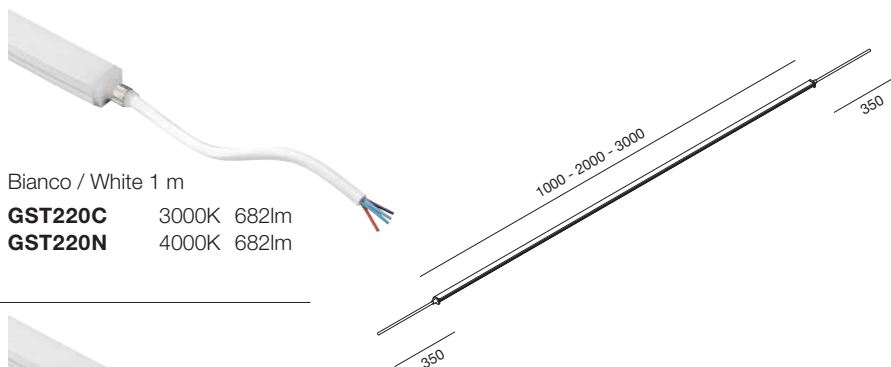
Striscia flessibile a LED con rivestimento stagno IP65.
 Rolla sezionabile disponibile in tre lunghezze: 1 metro, 2 metri e 3 metri.
 Disponibili gli accessori per sigillare la rolla dopo il taglio.
 Dotato di cavo di alimentazione alle due estremità.
 Alimentatore non incluso da acquistare separatamente e da installare in remoto o nei rosoni presenti tra i vari accessori.
 La rolla non è adesiva; è indispensabile l'utilizzo dei profili in alluminio GSTP220 - GSTP221 - GSTP222 da ordinare separatamente.
 Dotata di doppio circuito di alimentazione per permettere di aggiungere ulteriori corpi illuminanti (GES2150C/N - GES2160C/N - GES2170C/N - GES2171C/N). Per la singola alimentazione dotarsi di un solo alimentatore; per l'accensione separata (strip LED prima accensione - corpi illuminanti aggiunti seconda accensione) dotarsi di due alimentatori.

Flexible LED strip with IP65 waterproof coating.
 Cuttable reel available in three lengths: 1 metre, 2 metres and 3 metres.
 Accessories to seal the reel after cutting are available.
 Equipped with power cable at both ends.
 Power pack not included to be purchased separately and to be installed remotely or in the rosettes provided among the various accessories.
 The reel is not adhesive; it is essential to use the aluminium profiles GSTP220 - GSTP221 - GSTP222 to be ordered separately.
 Equipped with double power supply circuit to allow the addition of further luminaires (GES2150C/N - GES2160C/N - GES2170C/N - GES2171C/N). For a single power supply only one power supply unit is required; for separate ignition (LED strip first ignition - additional luminaires second ignition) two power supply units are required.



LED
 10W | 48Vdc
 CRI >90

BEAM



Bianco / White 1 m

GST220C 3000K 682lm
GST220N 4000K 682lm

LED
 20W | 48Vdc
 CRI >90

BEAM



Bianco / White 2 m

GST221C 3000K 1402lm
GST221N 4000K 1402lm

LED
 30W | 48Vdc
 CRI >90

BEAM



Bianco / White 3 m

GST222C 3000K 2054lm
GST222N 4000K 2054lm



Modulo di illuminazione LED non dimmerabile con rotazione ed inclinazione regolabile.
 Struttura in alluminio con diffusore in policarbonato trasparente.
 Sistema ad incastro installabile nelle strip 48V GST220- GST221 - GST222.
 Non è possibile installare il corpo illuminante negli angoli.
 Finiture: nero opaco.

Non-dimmable LED lighting module with adjustable rotation and tilt.
 Aluminium frame with transparent polycarbonate diffuser.
 Interlocking system installable in GST220- GST221 - GST222 48V strips.
 It is not possible to install the luminaire in corners.
 Finishes: matt black.

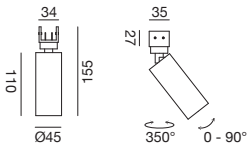


NEW



LED
 8W | 48Vdc
 CRI >90

BEAM



Nero opaco / Matt Black

GES2160C 3000K 636lm
GES2160N 4000K 677lm

Modulo di illuminazione LED non dimmerabile a sospensione.
Struttura in alluminio con diffusore in policarbonato trasparente.
Sistema ad incastro installabile nelle strip 48V GST220- GST221 - GST222.
Non è possibile installare il corpo illuminante negli angoli.
Finiture: nero opaco.

Non-dimmable LED pendant lighting module.

Aluminium frame with transparent polycarbonate diffuser.

Interlocking system installable in GST220- GST221 - GST222 48V strips.

It is not possible to install the luminaire in corners.

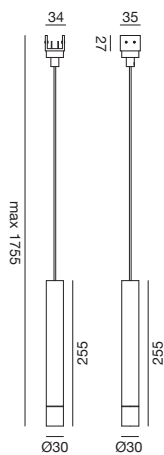
Finishes: matt black.

NEW



LED
8W | 48Vdc
CRI >90

BEAM



Nero opaco / Matt Black

GES2150C 3000K 636lm


GES2150N 4000K 677lm

Modulo di illuminazione LED non dimmerabile lineare antiabbaglio a luce diffusa.
 Struttura in alluminio con diffusore in policarbonato trasparente.
 Sistema ad incastro installabile nelle strip 48V GST220- GST221 - GST222.
 Non è possibile installare il corpo illuminante negli angoli.
 Finiture: nero opaco.


Non-dimmable linear anti-glare LED lighting module for diffuse light.
 Aluminium structure with transparent polycarbonate diffuser.
 Interlocking system installable in GST220- GST221 - GST222 48V strips.
 It is not possible to install the luminaire in corners.
 Finishes: matt black.



NEW



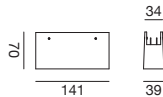


370 0,0019 30.000
 660 0,0033

LED
 10W | 48Vdc
 CRI >90

BEAM

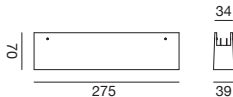


Nero opaco / Matt Black

GES2170C 3000K 765lm
GES2170N 4000K 813lm

LED
 20W | 48Vdc
 CRI >90

BEAM



Nero opaco / Matt Black

GES2171C 3000K 1529lm
GES2171N 4000K 1626lm



BINARIO DA ESTERNO

48Vdc

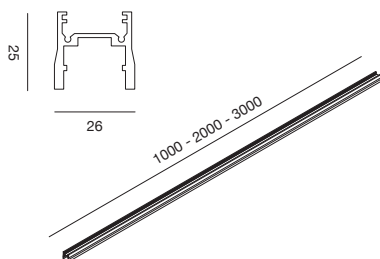
OUTDOOR TRACK

48Vdc

Profilo in alluminio estruso sezionabile per la realizzazione di composizioni lineari della strip GST220C/N - GST221C/N - GST222C/N.
Finitura: Nero opaco

Sectionable extruded aluminium profile for linear compositions of strip GST220C/N - GST221C/N - GST222C/N.
Finish: matt black.

NEW



Nero opaco / Matt Black

Binario / Track 1 m
GSTP220



Nero opaco / Matt Black

Binario / Track 2 m
GSTP221



Nero opaco / Matt Black

Binario / Track 3 m
GSTP222

Alimentatore 48V con installazione in remoto o da inserire nei rosoni GSTSC2 o GSTSC3 per le strip GST220C/N - GST221C/N - GST222C/N.
Per la singola alimentazione dotarsi di un solo alimentatore; per l'accensione separata (strip LED prima accensione - corpi illuminanti aggiunti seconda accensione) dotarsi di due alimentatori.

48V power supply with remote installation or to be inserted in the GSTSC2 or GSTSC3 rosettes for GST220C/N - GST221C/N - GST222C/N strips.
For single power supply only one power supply is required; for separate ignition (LED strip first ignition - additional luminaires second ignition) two power supplies are required.



CODE	GSTT55	GSTT56
POWER	100W	200W
V in	170-264V	170-264V
V out	48 V	48 V
Ampere	2A	4,16 A
LxPxH (mm)	177x36,5x22	183x51x32

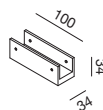


IP65

ACCESSORI BINARIO PER PROIETTORI 48Vdc

TRACK ACCESSORIES FOR 48Vdc PROJECTORS

Tappo/giunzione lineare in alluminio per unire 2 profili GSTP220 - GSTP221 - GSTP222. Dotato di accessori per il collegamento elettrico delle strip.



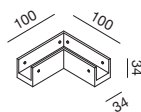
Nero opaco / Matt Black
GSTC25



Linear aluminium cap/junction to join 2 GSTP220 - GSTP221 - GSTP222 profiles.

Equipped with accessories for the electrical connection of the strips.

Tappo/giunzione ad L in alluminio per unire 2 profili GSTP220 - GSTP221 - GSTP222 con composizione soffitto/soffitto o parete/parete. Dotato di accessori per il collegamento elettrico delle strip.



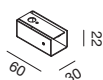
Nero opaco / Matt Black
GSTC26



Aluminium L-shaped cap/junction to join 2 GSTP220 - GSTP221 - GSTP222 profiles in a ceiling/ceiling or wall/wall composition.

Equipped with accessories for the electrical connection of the strips.

Tappo di chiusura in alluminio per profili GSTP220 - GSTP221 - GSTP222.

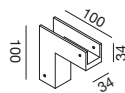


Nero opaco / Matt Black
GSTC27



Aluminium closing cap for GSTP220 - GSTP221 - GSTP222 profiles.

Tappo/giunzione ad L in alluminio per unire 2 profili GSTP220 - GSTP221 - GSTP222 con composizione soffitto/parete. Dotato di accessori per il collegamento elettrico delle strip.



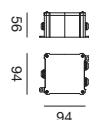
Nero opaco / Matt Black
GSTC28



L-shaped aluminium cap/junction to join 2 GSTP220 - GSTP221 - GSTP222 profiles in a ceiling/wall composition.

Equipped with accessories for the electrical connection of the strips.

Rosone in materiale plastico IP65 per collegamento in remoto delle strip GST220C/N - GST221C/N - GST222C/N e degli altri corpi illuminanti.

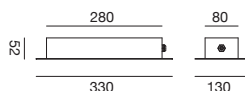


Nero opaco / Matt Black
GSTC1



IP65 plastic rosette for remote connection of GST220C/N - GST221C/N - GST222C/N strips and other luminaires.

Rosone in alluminio per collegamento delle strip GST220C/N - GST221C/N - GST222C/N e degli altri corpi illuminanti. E' possibile inserire un solo alimentatore GSTT55 o un solo alimentatore GSTT56.

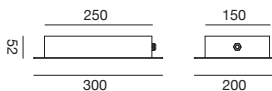


Nero opaco / Matt Black
GSTC2



Aluminium rosette to connect GST220C/N - GST221C/N - GST222C/N strips and other luminaires. Possible to insert one single GSTT55 or GSTT56 power pack.

Rosone in alluminio per collegamento delle strip GST220C/N - GST221C/N - GST222C/N e degli altri corpi illuminanti. E' possibile inserire due alimentatori GSTT55 o due alimentatori GSTT56. Utilizzabile per il sistema con doppia accensione.



Nero opaco / Matt Black
GSTC3



Aluminium rosette to connect GST220C/N - GST221C/N - GST222C/N strips and other luminaires. Possible to insert two GSTT55 or two GSTT56 power packs. Can be used for double ignition system.

Tappo in silicone senza uscita del cavo per la chiusura della strip GST220C/N - GST221C/N - GST222C/N dopo averla sezionata. Indispensabile l'utilizzo del silicone di chiusura GSTSI1.

Bianco trasparente /
Transparent White
GSTPT10



Silicone cap without cable outlet to close GST220C/N - GST221C/N - GST222C/N strip after sectioning. The use of GSTSI1 closing silicone is indispensable.

Tubetto di silicone da utilizzare per la chiusura con tappo della strip.

Bianco / White
GSTSI1

Silicone tube to be used for closing the strip with a cap.







PLAFONIERE E APPLIQUE
CEILING AND WALL LIGHTS

Plafoniera.
 Struttura in alluminio.
 Finitura in bianco opaco,
 grigio antracite o marrone.
 Diffusore in metacrilato bianco.
 Possibilità di scegliere la temperatura
 della luce (3000K, 4000K, 5000K)
 prima dell'installazione finale della
 plafoniera.
 Modulo LED e trasformatore inclusi.

Ceiling lamp.
 Aluminium structure.
 Matt white, gray graphite
 or brown finish.
 White methacrylate diffuser.
 Option to choose the light temperature
 (3000K, 4000K or 5000K) before the
 final installation of the ceiling light.
 LED module and transformer included.

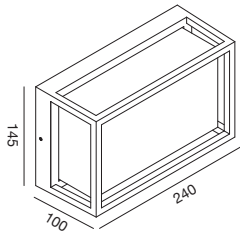


NEW



LED
 12W | 220-240Vac
 CRI >80

BEAM



Bianco / White

GES2100 3000K 910lm
 4000K 1010lm
 5000K 990lm



Grigio antracite / Gray graphite

GES2101 3000K 710lm
 4000K 790lm
 5000K 770lm



Marrone / Brown

GES2102 3000K 710lm
 4000K 780lm
 5000K 760lm



Plafoniera.
 Struttura in alluminio.
 Finitura in bianco opaco,
 grigio antracite o marrone.
 Diffusore in metacrilato bianco.
 Possibilità di scegliere la temperatura
 della luce (3000K, 4000K, 5000K)
 prima dell'installazione finale della
 plafoniera.
 Modulo LED e trasformatore inclusi.

Ceiling lamp.
 Aluminium structure.
 Matt white, gray graphite
 or brown finish.
 White methacrylate diffuser.
 Option to choose the light temperature
 (3000K, 4000K or 5000K) before the
 final installation of the ceiling light.
 LED module and transformer included.

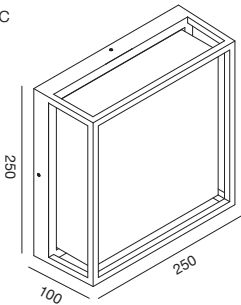


NEW



LED
 20W | 220-240Vac
 CRI >80

BEAM




Bianco opaco / Matt White
GES2090 3000K 1200lm
 4000K 1340lm
 5000K 1330lm



Grigio antracite / Gray graphite
GES2091 3000K 980lm
 4000K 1080lm
 5000K 1070lm



Marrone / Brown
GES2092 3000K 960lm
 4000K 1050lm
 5000K 1010lm



Applique.
 Struttura in alluminio pressofuso.
 Possibilità di scegliere la temperatura della luce (3000K, 4000K o 5000K) prima dell'installazione finale dell'applique.
 Finitura in bianco, grigio antracite o marrone.
 Diffusore in policarbonato.
 Modulo LED e trasformatore inclusi.

Wall light.
 Die-cast aluminium structure.
 Possible to choose the light temperature (3000K, 4000K or 5000K) before final installation of the applique.
 White, gray graphite or brown finish.
 Polycarbonate diffuser.
 LED module and transformer included.

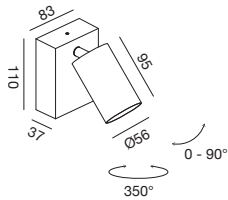


NEW



LED
 9W | 220-240Vac
 CRI >80

BEAM



Bianco / White
GES2070 3000K 630lm
 4000K 700lm
 6500K 690lm



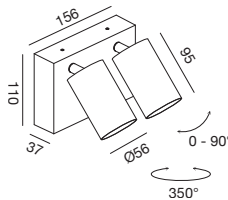
Grigio antracite / Gray graphite
GES2071 3000K 600lm
 4000K 670lm
 6500K 660lm




Marrone / Brown
GES2072 3000K 600lm
 4000K 670lm
 6500K 660lm

LED
 2x9W | 220-240Vac
 CRI >80

BEAM




Bianco / White
GES2073 3000K 1250lm
 4000K 1390lm
 6500K 1370lm



Grigio antracite / Gray graphite
GES2074 3000K 1100lm
 4000K 1250lm
 6500K 1200lm



Marrone / Brown
GES2075 3000K 1100lm
 4000K 1250lm
 6500K 1200lm



Applique.
 Struttura in alluminio pressofuso.
 Possibilità di scegliere la temperatura della luce (3000K, 4000K o 5000K) prima dell'installazione finale dell'applique.
 Finitura in bianco, grigio antracite o marrone.
 Diffusore in vetro.
 Modulo LED e trasformatore inclusi.

Wall light.
 Die-cast aluminium structure.
 Possible to choose the light temperature (3000K, 4000K or 5000K) before final installation of the applique.
 White, gray graphite or brown finish.
 Glass diffuser.
 LED module and transformer included.

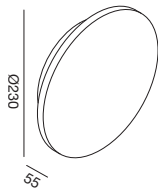


NEW




LED
 18W | 220-240Vac
 CRI >80

BEAM



Bianco / White

GES2080 3000K 1500lm
 4000K 1740lm
 5000K 1720lm



Grigio antracite / Gray graphite

GES2081 3000K 940lm
 4000K 1040lm
 5000K 1000lm

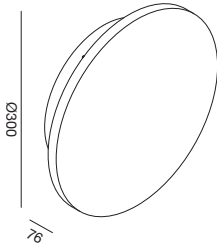


Marrone / Brown

GES2082 3000K 900lm
 4000K 1010lm
 5000K 980lm


LED
 30W | 220-240Vac
 CRI >80

BEAM



Bianco / White

GES2083 3000K 2350lm
 4000K 2590lm
 5000K 2500lm




Grigio antracite / Gray graphite

GES2084 3000K 1450lm
 4000K 1580lm
 5000K 1510lm



Marrone / Brown

GES2085 3000K 1400lm
 4000K 1570lm
 5000K 1500lm



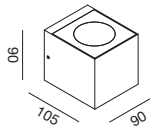
Applique.
 Struttura in alluminio pressofuso.
 Diffusore in vetro.
 Finitura in bianco,
 grigio antracite o ruggine.
 Modulo LED e trasformatore inclusi.

Wall light.
 Die-cast aluminium body.
 Glass diffuser.
 White, gray graphite
 or rusty finish.
 LED module and transformer
 included.



LED
 12W | 220-240Vac
 CRI >80

Biemissione
 Double Emission



Bianco / White

GES1090C 3000K 1050lm
GES1090N 4000K 1100lm



Grigio antracite / Gray graphite

GES1091C 3000K 1050lm
GES1091N 4000K 1100lm




Ruggine / Rusty

GES1092C 3000K 1050lm
GES1092N 4000K 1100lm

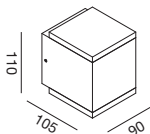
Applique.
 Struttura in alluminio pressofuso.
 Possibilità di scegliere la temperatura della luce (3000K, 4000K o 5500K) prima dell'installazione finale dell'applique.
 Diffusore in policarbonato bianco semitrasparente.
 Finitura in bianco, grigio antracite o ruggine.
 Modulo LED e trasformatore inclusi.

Wall light.
 Die-cast aluminium body.
 Option to choose the light temperature (3000K, 4000K or 5500K) before the final installation of the wall light.
 Semi-transparent white polycarbonate diffuser.
 White, gray graphite or rusty finish.
 LED module and transformer included.



LED
 12W | 220-240Vac
 CRI >80

Biemissione
 Double Emission



Bianco / White

GES1100 3000K 930lm
 4000K 965lm
 5500K 975lm



Grigio antracite / Gray graphite

GES1101 3000K 715lm
 4000K 730lm
 5500K 740lm



Ruggine / Rusty

GES1102 3000K 715lm
 4000K 730lm
 5500K 740lm

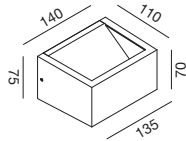
Applique.
 Struttura in alluminio pressofuso.
 Diffusore in policarbonato bianco.
 Possibilità di scegliere la temperatura della luce (3000K, 4000K o 6500K) prima dell'installazione finale dell'applique.
 Finitura in antracite o marrone.
 Riflettore interno bianco.
 Modulo LED e trasformatore inclusi.
 Paletto coordinato a pag. 402.

Wall light.
 Die-cast aluminium body.
 White polycarbonate diffuser.
 Option to choose the light temperature (3000K, 4000K or 6500K) before the final installation of the wall light.
 Anthracite or brown finish.
 White internal reflector.
 LED module and transformer included.
 Coordinated bollard page 402.



LED
 9W | 220-240Vac
 CRI >80

Biemissione
 Double Emission



Grigio antracite / Gray graphite

GES1150 3000K 323lm
 4000K 386lm
 6500K 378lm



Marrone / Brown

GES1160 3000K 330lm
 4000K 397lm
 6500K 387lm



Applique.
 Struttura in alluminio pressofuso.
 Diffusore in vetro trasparente.
 Alette interne regolabili
 per creare diversi effetti di luce.
 Finitura in bianco opaco,
 nero opaco,
 grigio antracite, grigio alluminio
 o marrone. Modulo LED e
 trasformatore inclusi.

Wall light.
 Die-cast aluminium structure.
 Transparent glass diffuser.
 Internal adjustable wings to create
 different lighting effects.
 Matt white, matt black, gray
 graphite, aluminium gray
 or brown finish.
 LED module and
 transformer included.

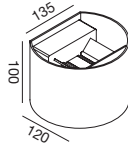


LED
 2 x 5W | 220-240Vac
 CRI >80


Biemissione
 Double Emission




BEAM
 min 0°
 max 115°



Bianco opaco / Matt White
GES870C 3000K 600lm
GES870N 4000K 650lm



Grigio antracite / Gray graphite
GES871C 3000K 475lm
GES871N 4000K 510lm



Grigio alluminio / Aluminum Gray
GES872C 3000K 510lm
GES872N 4000K 550lm



Nero opaco / Matt Black
GES873C 3000K 355lm
GES873N 4000K 450lm



Marrone / Brown
GES874C 3000K 475lm
GES874N 4000K 510lm

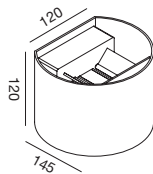


LED
 2 x 10W | 220-240Vac
 CRI >80


Biemissione
 Double Emission



BEAM
 min 0°
 max 115°



Bianco opaco / Matt White
GES875C 3000K 1193lm
GES875N 4000K 1300lm



Grigio antracite / Gray graphite
GES876C 3000K 900lm
GES876N 4000K 1000lm



Marrone / Brown
GES877C 3000K 920lm
GES877N 4000K 1000lm



Applique.
 Struttura in alluminio pressofuso.
 Diffusore in vetro trasparente.
 Alette interne regolabili
 per creare diversi effetti di luce.
 Finitura in bianco opaco,
 nero opaco,
 grigio antracite, grigio alluminio
 o marrone. Modulo LED e
 trasformatore inclusi.

Wall light.
 Die-cast aluminium structure.
 Transparent glass diffuser.
 Internal adjustable wings to create
 different lighting effects.
 Matt white, matt black, Gray
 graphite, aluminium gray
 or brown finish.
 LED module and
 transformer included.

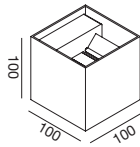


LED
 2 x 5W | 220-240Vac
 CRI >80

Biemissione
 Double Emission



BEAM
 min 0°
 max 115°



Bianco opaco / Matt White
GES860C 3000K 590lm
GES860N 4000K 640lm



Grigio antracite / Gray graphite
GES861C 3000K 465lm
GES861N 4000K 500lm



Grigio alluminio / Aluminum Gray
GES862C 3000K 500lm
GES862N 4000K 540lm



Nero opaco / Matt Black
GES863C 3000K 335lm
GES863N 4000K 440lm



Marrone / Brown
GES864C 3000K 475lm
GES864N 4000K 500lm

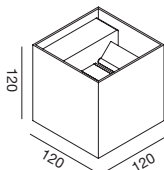


LED
 2 x 10W | 220-240Vac
 CRI >80

Biemissione
 Double Emission



BEAM
 min 0°
 max 115°



Bianco opaco / Matt White
GES865C 3000K 1190lm
GES865N 4000K 1290lm



Grigio antracite / Gray graphite
GES866C 3000K 840lm
GES866N 4000K 920lm



Marrone / Brown
GES867C 3000K 830lm
GES867N 4000K 940lm




Applique.

Struttura in alluminio pressofuso.
 Alette interne regolabili per creare diversi effetti di luce.
 Possibilità di scegliere la temperatura della luce (3000K, 4000K o 5500K) prima dell'installazione finale dell'applique.
 Finitura in bianco, grigio antracite o marrone.
 Diffusore in vetro trasparente.
 Modulo LED incluso.

Wall light.

Die-cast aluminium structure.
 Adjustable internal flaps to create different lighting effects.
 Possibility to choose the light temperature (3000K, 4000K or 5500K) before the final installation of the sconce light.
 White, gray graphite or brown finish.
 Clear glass diffuser.
 LED module included.

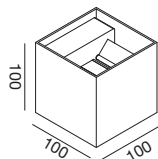


LED
 2 x 5W | 220-240Vac
 CRI >80

Biemissione
 Double Emission



BEAM
 min 0°
 max 115°



Bianco / White

GES1020 3000K 405lm
 4000K 450lm
 5500K 430lm



Grigio antracite / Gray graphite

GES1021 3000K 282lm
 4000K 330lm
 5500K 320lm



Marrone / Brown

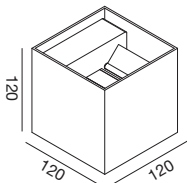
GES1022 3000K 282lm
 4000K 330lm
 5500K 320lm

LED
 2 x 10W | 220-240Vac
 CRI >80

Biemissione
 Double Emission



BEAM
 min 0°
 max 115°



Bianco / White

GES1023 3000K 830lm
 4000K 1000lm
 5500K 950lm







Grigio antracite / Gray graphite

GES1024 3000K 570lm
 4000K 690lm
 5500K 670lm




Marrone / Brown

GES1025 3000K 570lm
 4000K 690lm
 5500K 670lm



Applique
 Struttura in alluminio pressofuso.
 Diffusore in vetro.
 Finitura in bianco opaco,
 grigio antracite o marrone.
 Modulo LED e trasformatore inclusi.

Wall light.
 Die-cast aluminium structure.
 Glass diffuser.
 Matt white, gray graphite
 or brown finish.
 LED module and transformer
 included.

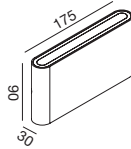


LED
 2 x 6W | 220-240Vac
 CRI >80

BEAM



Biemissione
 Double Emission



Bianco opaco / Matt White
GES880C 3000K 650lm
GES880N 4000K 680lm



Grigio antracite / Gray graphite
GES881C 3000K 550lm
GES881N 4000K 580lm



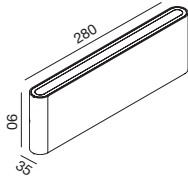
Marrone / Brown
GES882C 3000K 550lm
GES882N 4000K 580lm

LED
 2 x 12W | 220-240Vac
 CRI >80

BEAM



Biemissione
 Double Emission



Bianco opaco / Matt White
GES883C 3000K 1310lm
GES883N 4000K 1450lm



Grigio antracite / Gray graphite
GES884C 3000K 1150lm
GES884N 4000K 1270lm

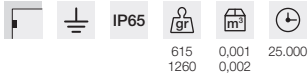


Marrone / Brown
GES885C 3000K 1150lm
GES885N 4000K 1270lm



Applique.
 Struttura in alluminio pressofuso.
 Finitura in bianco,
 grigio antracite o ruggine.
 Diffusore in policarbonato.
 Modulo LED incluso.

Spotlight.
 Die-cast aluminum structure.
 White, gray graphite or rusty finish.
 PC diffuser.
 LED module included.

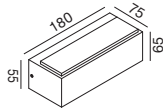


LED
 2x5W | 220-240Vac
 CRI >80

BEAM



Biemissione
 Double Emission



NEW

Bianco / White
GES960C 3000K 382lm
GES960 4000K 395lm

Grigio antracite / Gray graphite
GES961C 3000K 517lm
GES961 4000K 451lm

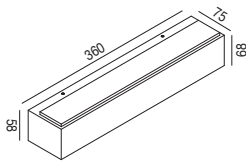
Ruggine / Rusty
GES962C 3000K 384lm
GES962 4000K 379lm

LED
 2x10W | 220-240Vac
 CRI >80

BEAM



Biemissione
 Double Emission



NEW

Bianco / White
GES963C 3000K 9190lm
GES963 4000K 856lm

Grigio antracite / Gray graphite
GES964C 3000K 1236lm
GES964 4000K 1105lm

Ruggine / Rusty
GES965C 3000K 922lm
GES965 4000K 824lm



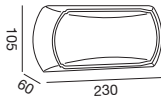
Applique.
 Struttura in materiale plastico.
 Finitura in bianco opaco
 o grigio antracite.
 Diffusore in metacrilato.
 Modulo LED e trasformatore inclusi.

Wall light.
 Plastic material structure.
 Matt white or gray graphite finish.
 Methacrylate diffuser.
 LED module and transformer
 included.



LED
 12W | 220-240Vac
 CRI >80

BEAM



Bianco / White
GPL250 4000K 1153lm



Grigio antracite / Gray graphite
GPL251 4000K 1153lm

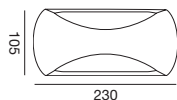
Applique.
 Struttura in materiale plastico.
 Finitura in bianco opaco
 o grigio antracite.
 Diffusore in metacrilato.
 Modulo LED e trasformatore inclusi.

Wall light.
 Plastic material structure.
 Matt white or gray graphite finish.
 Methacrylate diffuser.
 LED module and
 transformer included.



LED
 12W | 220-240Vac
 CRI >80

BEAM



Bianco opaco / Matt White
GPL252 4000K 1153lm



Grigio antracite / Gray graphite
GPL253 4000K 1153lm

Applique.
 Struttura in alluminio pressofuso.
 Finitura in bianco,
 grigio antracite o ruggine.
 Diffusore in vetro trasparente.
 Modulo LED incluso.

Spotlight.
 Die-cast aluminum structure.
 White, gray graphite or rusty finish.
 Clear glass diffuser.
 LED module included.

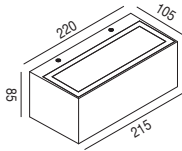


LED
 15W | 220-240Vac
 CRI >80

BEAM



Biemissione
 Double Emission



Grigio antracite / Gray graphite

NEW

GES970C 3000K 840lm
GES970 4000K 600lm



Bianco / White

GES971C 3000K 933lm
GES971 4000K 755lm




Ruggine / Rusty

GES972C 3000K 837lm
GES972 4000K 602lm

Applique.
Struttura in alluminio.
Finitura in bianco,
grigio antracite o marrone.
Diffusore in metacrilato.
Modulo LED incluso.

Wall light.
Aluminium structure.
White, gray graphite or brown finish.
PC diffuser.
LED module included.

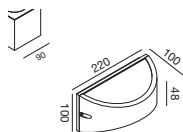


LED
10W | 220-240Vac
CRI >80

BEAM



Biemissione
Double Emission



Bianco / White

GES1030 4000K 550lm



Grigio antracite / Gray graphite

GES1031 4000K 410lm




Marrone / Brown

GES1032 4000K 410lm

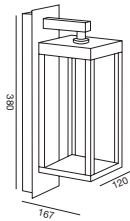
Applique.
 Struttura in alluminio.
 Finitura in bianco o grigio antracite.
 Diffusore in vetro trasparente.
 Modulo LED e trasformatore inclusi.

Wall light.
 Aluminium structure.
 White or gray graphite finish.
 Transparent glass diffuser.
 LED module and transformer included.



LED
 13W | 220-240Vac
 CRI >80

BEAM



Bianco / White
GES770 4000K 650lm



Grigio antracite / Gray graphite
GES771 4000K 650lm



Applique.
 Struttura in alluminio pressofuso.
 Diffusore in vetro.
 Finitura in bianco opaco,
 grigio antracite o ruggine.

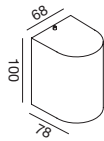
Wall lights.
 Die-cast aluminium structure.
 Glass diffuser.
 Matt white, gray graphite
 or rusty finish.



GU10
 max 1 x 35W
 220-240Vac

Lampadine non incluse
 Bulbs not included.

Monoemissione
 Single Emission



Bianco opaco / Matt White
GES900 1 x GU10



Grigio antracite / Gray graphite
GES901 1 x GU10



Ruggine / Rusty
GES902 1 x GU10

LAMPADINE UTILIZZABILI
 AVAILABLE BULBS

Vedi pagina / see page
 475

GU10	BEAM	CODE	POWER	CCT	FLUX	CRI
		GLA241C	5W	3000K	420lm	>80
		GLA241N	5W	4000K	430lm	>80
		GLA243C	7W	3000K	590lm	>80
		GLA243N	7W	4000K	610lm	>80
		GLA350C	9W	3000K	900lm	>80
		GLA350N	9W	4000K	950lm	>80

Applique.
Struttura in alluminio pressofuso.
Diffusore in vetro.
Finitura in bianco opaco,
grigio antracite o ruggine.

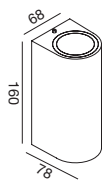
Wall lights.
Die-cast aluminium structure.
Glass diffuser.
Matt white, gray graphite
or rusty finish.



GU10
max 2 x 35W
220-240Vac

Lampadine non incluse
Bulbs not included

Biemissione
Double Emission



Bianco opaco / Matt White
GES903 2 x GU10







Grigio antracite / Gray graphite
GES904 2 x GU10



Ruggine / Rusty
GES905 2 x GU10

LAMPADINE UTILIZZABILI
AVAILABLE BULBS

Vedi pagina / see page
475

GU10	BEAM	CODE	POWER	CCT	FLUX	CRI
		GLA241C	5W	3000K	420lm	>80
		GLA241N	5W	4000K	430lm	>80
		GLA243C	7W	3000K	590lm	>80
		GLA243N	7W	4000K	610lm	>80
		GLA350C	9W	3000K	900lm	>80
		GLA350N	9W	4000K	950lm	>80

Applique.
 Struttura in alluminio pressofuso.
 Diffusore in vetro.
 Finitura in bianco opaco,
 grigio antracite o ruggine.

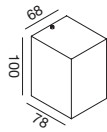
Wall lights.
 Die-cast aluminium structure.
 Glass diffuser.
 Matt white, gray graphite
 or rusty finish.



GU10
 max 1 x 35W
 220-240Vac

Lampadine non incluse
 Bulbs not included.

Monoemissione
 Single Emission



Bianco opaco / Matt White
GES910 1 x GU10



Grigio antracite / Gray graphite
GES911 1 x GU10



Ruggine / Rusty
GES912 1 x GU10

LAMPADINE UTILIZZABILI
 AVAILABLE BULBS

Vedi pagina / see page
 475

GU10	BEAM	CODE	POWER	CCT	FLUX	CRI
		GLA241C	5W	3000K	420lm	>80
		GLA241N	5W	4000K	430lm	>80
		GLA243C	7W	3000K	590lm	>80
		GLA243N	7W	4000K	610lm	>80
		GLA350C	9W	3000K	900lm	>80
		GLA350N	9W	4000K	950lm	>80

Applique.
Struttura in alluminio pressofuso.
Diffusore in vetro.
Finitura in bianco opaco,
grigio antracite o ruggine.

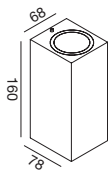
Wall lights.
Die-cast aluminium structure.
Glass diffuser.
Matt white, gray graphite
or rusty finish.



GU10
max 2 x 35W
220-240Vac

Lampadine non incluse
Bulbs not included

Biemissione
Double Emission



Bianco opaco / Matt White
GES913 2 x GU10



Grigio antracite / Gray graphite
GES914 2 x GU10



Ruggine / Rusty
GES915 2 x GU10

LAMPADINE UTILIZZABILI
AVAILABLE BULBS

Vedi pagina / see page
475

GU10	BEAM	CODE	POWER	CCT	FLUX	CRI
		GLA241C	5W	3000K	420lm	>80
		GLA241N	5W	4000K	430lm	>80
		GLA243C	7W	3000K	590lm	>80
		GLA243N	7W	4000K	610lm	>80
		GLA350C	9W	3000K	900lm	>80
		GLA350N	9W	4000K	950lm	>80

Applique.
 Struttura in alluminio.
 Finitura in bianco, grigio antracite,
 grigio alluminio o marrone.
 Diffusore in vetro
 temperato trasparente.

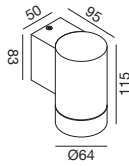
Wall light.
 Aluminium structure.
 White, gray graphite,
 aluminium gray or brown finish.
 Transparent tempered
 glass diffuser.



GU10
 max 1 x 35W
 220-240Vac

Lampadine non incluse
 Bulbs not included

Monoemissione
 Single Emission



Bianco
 White
GES1060 1 x GU10



Grigio antracite
 Gray graphite
GES1061 1 x GU10



Grigio alluminio
 Aluminum Gray
GES1062 1 x GU10



Marrone
 Brown
GES1063 1 x GU10

LAMPADINE UTILIZZABILI
 AVAILABLE BULBS

Vedi pagina / see page
 475

GU10	BEAM	CODE	POWER	CCT	FLUX	CRI
		GLA241C	5W	3000K	420lm	>80
		GLA241N	5W	4000K	430lm	>80
		GLA243C	7W	3000K	590lm	>80
		GLA243N	7W	4000K	610lm	>80
		GLA242C	5W	3000K	410lm	>80
		GLA242N	5W	4000K	420lm	>80
		GLA244C	7W	3000K	550lm	>80
		GLA244N	7W	4000K	560lm	>80
		GLA350C	9W	3000K	900lm	>80
		GLA350N	9W	4000K	950lm	>80

Applique.
Struttura in alluminio.
Finitura in bianco, grigio antracite,
grigio alluminio o marrone.
Diffusore in vetro
temperato trasparente.

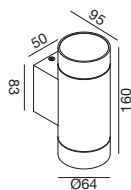
Wall light.
Aluminium structure.
White, gray graphite,
aluminium gray or brown finish.
Transparent tempered
glass diffuser.



GU10
max 2 x 35W
220-240Vac

Lampadine non incluse
Bulbs not included

Biemissione
Double Emission



Bianco
White
GES1064 2 x GU10



Grigio antracite
Gray graphite
GES1065 2 x GU10



Grigio alluminio
Aluminum Gray
GES1066 2 x GU10



Marrone
Brown
GES1067 2 x GU10

LAMPADINE UTILIZZABILI AVAILABLE BULBS

Vedi pagina / see page
475

GU10	BEAM	CODE	POWER	CCT	FLUX	CRI
		GLA241C	5W	3000K	420lm	>80
		GLA241N	5W	4000K	430lm	>80
		GLA243C	7W	3000K	590lm	>80
		GLA243N	7W	4000K	610lm	>80
		GLA242C	5W	3000K	410lm	>80
		GLA242N	5W	4000K	420lm	>80
		GLA244C	7W	3000K	550lm	>80
		GLA244N	7W	4000K	560lm	>80
		GLA350C	9W	3000K	900lm	>80
		GLA350N	9W	4000K	950lm	>80

Applique.
 Struttura in alluminio.
 Finitura in bianco, grigio alluminio,
 grigio antracite o marrone.
 Diffusore in vetro trasparente.

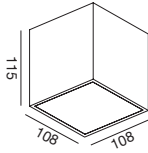
Wall light.
 Aluminium structure.
 White, gray aluminium,
 gray graphite or brown finish.
 Clear glass diffuser.



GX53
 max 2 x 9W
 220-240Vac

Lampadine non incluse
 Bulbs not included

Biemissione
 Double Emission



Grigio antracite
 Gray graphite

GES170 2 x GX53



Grigio alluminio
 Aluminum Gray

GES171 2 x GX53



Marrone
 Brown

GES172 2 x GX53



Bianco
 White

GES173 2 x GX53

LAMPADINE UTILIZZABILI
 AVAILABLE BULBS

Vedi pagina / see page
 532

GX53	BEAM	CODE	POWER	CCT	FLUX	CRI
		GLA091C	8W	3000K	760lm	>80
		GLA091N	8W	4000K	760lm	>80
		GLA310C	9W	3000K	850lm	>80
		GLA310N	9W	4000K	880lm	>80



Applique.
Struttura in alluminio.
Finitura in bianco,
grigio antracite o marrone.
Diffusore in metacrilato.

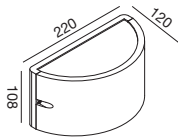
Wall light.
Aluminium structure.
White, gray graphite or brown finish.
PC diffuser.



E27
max 1 x 18W
220-240Vac

Lampadine non incluse
Bulbs not included

Bimissione
Double Emission



Bianco / White
GES1050 1 x E27





Grigio antracite / Gray graphite
GES1051 1 x E27



Marrone / Brown
GES1052 1 x E27

LAMPADINE UTILIZZABILI
AVAILABLE BULBS

Vedi pagina / see page
473

E27	BEAM	CODE	POWER	CCT	FLUX	CRI
	 240°	GLA230C	10W	3000K	855lm	>80
		GLA230N	10W	4000K	880lm	>80
		GLA230	10W	6500K	910lm	>80

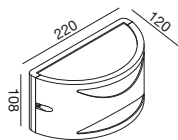
Applique.
Struttura in alluminio.
Finitura in bianco,
grigio antracite o marrone.
Diffusore in metacrilato.

Wall light.
Aluminium structure.
White, gray graphite or brown finish.
PC diffuser.



E27
max 1 x 18W
220-240Vac
Lampadine non incluse
Bulbs not included

Biemissione
Double Emission



Bianco / White
GES1040 1 x E27





Grigio antracite / Gray graphite
GES1041 1 x E27



Marrone / Brown
GES1042 1 x E27

LAMPADINE UTILIZZABILI
AVAILABLE BULBS

Vedi pagina / see page
473

E27	BEAM	CODE	POWER	CCT	FLUX	CRI
		GLA230C	10W	3000K	855lm	>80
		GLA230N	10W	4000K	880lm	>80
		GLA230	10W	6500K	910lm	>80

Applique.
 Struttura in alluminio.
 Finitura in bianco, grigio alluminio,
 grigio antracite o marrone.
 Diffusore in metacrilato lucido.

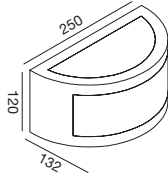
Wall light.
 Aluminium structure.
 White, gray aluminium,
 gray graphite or brown finish.
 Polished PC diffuser.



E27
 max 1 x 18W
 220-240Vac

Lampadine non incluse
 Bulbs not included

Biemissione
 Double Emission



Grigio alluminio
 Aluminum Gray
GES140 1x E27



Grigio antracite
 Gray graphite
GES141 1x E27





Marrone
 Brown
GES142 1x E27



Bianco
 White
GES143 1x E27

LAMPADINE UTILIZZABILI
 AVAILABLE BULBS

Vedi pagina / see page
 473

E27	BEAM	CODE	POWER	CCT	FLUX	CRI
	 240°	GLA230C	10W	3000K	855lm	>80
		GLA230N	10W	4000K	880lm	>80
		GLA230	10W	6500K	910lm	>80

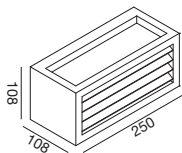
Applique.
Struttura in alluminio.
Finitura in bianco, grigio alluminio,
grigio antracite o marrone.
Diffusore in metacrilato satinato.

Wall light.
Aluminium structure.
White, gray aluminium,
gray graphite or brown finish.
Opal PC diffuser.



E27
max 1 x 18W
220-240Vac
Lampadine non incluse
Bulbs not included

Biemissione
Double Emission



Grigio antracite
Gray graphite
GES310 1x E27



Grigio alluminio
Aluminum Gray
GES311 1x E27





Marrone
Brown
GES312 1x E27



Bianco
White
GES313 1x E27

LAMPADINE UTILIZZABILI
AVAILABLE BULBS

Vedi pagina / see page
473

E27	BEAM	CODE	POWER	CCT	FLUX	CRI
		GLA230C	10W	3000K	855lm	>80
		GLA230N	10W	4000K	880lm	>80
		GLA230	10W	6500K	910lm	>80

Applique.
 Struttura in alluminio.
 Finitura grigio antracite o marrone.
 Diffusore in policarbonato opale.
 Paletto coordinato a pag. 412.

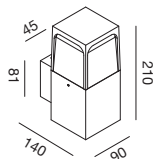
Wall light.
 Aluminium structure.
 Gray graphite or brown finish.
 Opal polycarbonate diffuser.
 Coordinated bollard page 412.



NEW



E27
 max 1 x 23W
 220-240Vac
 Lampadine non incluse
 Bulbs not included



Grigio antracite / Gray graphite
GES2030 1 x E27



Marrone / Brown
GES2020 1 x E27

LAMPADINE UTILIZZABILI
 AVAILABLE BULBS

Vedi pagina / see page
 473

E27	BEAM	CODE	POWER	CCT	FLUX	CRI
		GLA230C	10W	3000K	855lm	>80
		GLA230N	10W	4000K	880lm	>80
		GLA230	10W	6500K	910lm	>80



Applique.
 Struttura in alluminio.
 Finitura in bianco, grigio metallizzato,
 grigio antracite o marrone.
 Diffusore in policarbonato opale.
 Paletto coordinato a pag. 414.

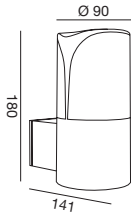
Wall light.
 Aluminium structure.
 White, metallic gray, gray graphite or
 brown finish.
 Opal polycarbonate diffuser.
 Coordinated bollard page 414.



NEW

E27
 max 1 x 18W
 220-240Vac

Lampadine non incluse
 Bulbs not included



Bianco
 White
GES713 1 x E27



Grigio metallizzato
 Metallic Gray
GES723 1 x E27





Grigio antracite
 Gray graphite
GES733 1 x E27



Marrone
 Brown
GES2013 1 x E27

LAMPADINE UTILIZZABILI
 AVAILABLE BULBS

Vedi pagina / see page
 473

E27	BEAM	CODE	POWER	CCT	FLUX	CRI
	 240°	GLA230C	10W	3000K	855lm	>80
		GLA230N	10W	4000K	880lm	>80
		GLA230	10W	6500K	910lm	>80

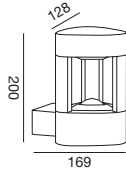


Applique.
 Struttura in alluminio.
 Finitura in grigio metallizzato
 o grigio antracite.
 Diffusore in policarbonato opale.
 Paletto coordinato a pag. 416.

Wall light.
 Stainless steel structure.
 Metallic gray or gray graphite finish.
 Opal polycarbonate diffuser.
 Coordinated bollard page 416.



GX53
 max 1 x 11W
 220-240Vac
 Lampadine non incluse
 Bulbs not included



Grigio metallizzato
 Metallic Gray
GES482 1 x GX53



Grigio antracite
 Gray graphite
GES492 1 x GX53

LAMPADINE UTILIZZABILI
 AVAILABLE BULBS

Vedi pagina / see page
 532

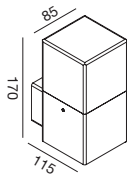
GX53	BEAM	CODE	POWER	CCT	FLUX	CRI
		GLA091C	8W	3000K	760lm	>80
		GLA091N	8W	4000K	760lm	>80
		GLA310C	9W	3000K	850lm	>80
		GLA310N	9W	4000K	880lm	>80

Applique.
Struttura in alluminio.
Finitura in bianco,
grigio antracite o ruggine.
Diffusore in metacrilato opale.
Paletto coordinato a pag. 420.

Wall light.
Aluminium structure.
White, gray graphite
or rusty finish.
Opal PMMA diffusor.
Coordinated bollard page 420.



E27
max 1 x 13W
220-240Vac
Lampadine non incluse
Bulbs not included



Bianco / White
GES400 1 x E27





Grigio antracite / Gray graphite
GES410 1 x E27



Ruggine / Rusty
GES420 1 x E27

LAMPADINE UTILIZZABILI
AVAILABLE BULBS

Vedi pagina / see page
473

E27	BEAM	CODE	POWER	CCT	FLUX	CRI
		GLA230C	10W	3000K	855lm	>80
		GLA230N	10W	4000K	880lm	>80
		GLA230	10W	6500K	910lm	>80

Applique.
 Struttura in alluminio pressofuso.
 Finitura in bianco,
 grigio antracite o ruggine.
 Diffusore in vetro trasparente.
 Plafone coordinato a pag. 408.

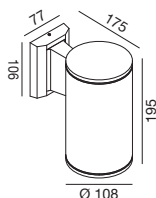
Wall light.
 Die-cast aluminium structure.
 White, gray graphite or rusty finish.
 Clear glass diffuser.
 Coordinated ceiling lamp page 408.



995 0,004

E27
 max 1 x 60W
 220-240Vac
 Lampadine non incluse
 Bulbs not included

Monoemissione
 Single Emission



Grigio antracite / Gray graphite
GES1003 1 x E27



Bianco / White
GES1004 1 x E27



Ruggine / Rusty
GES1005 1 x E27

LAMPADINE UTILIZZABILI
 AVAILABLE BULBS

Vedi pagina / see page
 473

E27	BEAM	CODE	POWER	CCT	FLUX	CRI
		GLA230C	10W	3000K	855lm	>80
		GLA230N	10W	4000K	880lm	>80
		GLA230	10W	6500K	910lm	>80

Applique.
Struttura in alluminio pressofuso.
Finitura in bianco,
grigio antracite o ruggine.
Diffusore in vetro trasparente.
Plafone coordinato a pag. 410.

Wall light.
Die-cast aluminium structure.
White, gray graphite or rusty finish.
Clear glass diffuser.
Coordinated ceiling lamp page 410.

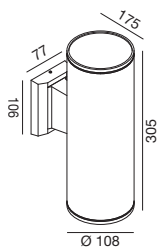


1475 0,006

E27
max 2 x 60W
220-240Vac

Lampadine non incluse
Bulbs not included

Biemissione
Double Emission



Grigio antracite / Gray graphite
GES1006 2 x E27





Bianco / White
GES1007 2 x E27



Ruggine / Rusty
GES1008 2 x E27

LAMPADINE UTILIZZABILI
AVAILABLE BULBS

Vedi pagina / see page
473

E27	BEAM	CODE	POWER	CCT	FLUX	CRI
		GLA230C	10W	3000K	855lm	>80
		GLA230N	10W	4000K	880lm	>80
		GLA230	10W	6500K	910lm	>80

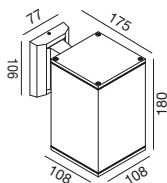
Applique.
 Struttura in alluminio pressofuso.
 Finitura in bianco,
 grigio antracite o ruggine.
 Diffusore in vetro trasparente.
 Plafone coordinato a pag. 387.

Wall light.
 Die-cast aluminium structure.
 White, gray graphite or rusty finish.
 Clear glass diffuser.
 Coordinated ceiling lamp page 387.



E27
 max 1 x 60W
 220-240Vac
 Lampadine non incluse
 Bulbs not included

Monoemissione
 Single Emission



Grigio antracite / Gray graphite
GES1013 1 x E27





Bianco / White
GES1014 1 x E27



Ruggine / Rusty
GES1015 1 x E27

LAMPADINE UTILIZZABILI
 AVAILABLE BULBS

Vedi pagina / see page
 473

E27	BEAM	CODE	POWER	CCT	FLUX	CRI
		GLA230C	10W	3000K	855lm	>80
		GLA230N	10W	4000K	880lm	>80
		GLA230	10W	6500K	910lm	>80

Applique.
Struttura in alluminio pressofuso.
Finitura in bianco,
grigio antracite o ruggine.
Diffusore in vetro trasparente.
Plafone coordinato a pag. 387.

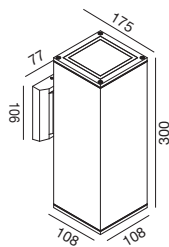
Wall light.
Die-cast aluminium structure.
White, gray graphite or rusty finish.
Clear glass diffuser.
Coordinated ceiling lamp page 387.



E27
max 2 x 60W
220-240Vac

Lampadine non incluse
Bulbs not included

Biemissione
Double Emission



Grigio antracite / Gray graphite
GES1016 2 x E27





Bianco / White
GES1017 2 x E27



Ruggine / Rusty
GES1018 2 x E27

LAMPADINE UTILIZZABILI
AVAILABLE BULBS

Vedi pagina / see page
473

E27	BEAM	CODE	POWER	CCT	FLUX	CRI
		GLA230C	10W	3000K	855lm	>80
		GLA230N	10W	4000K	880lm	>80
		GLA230	10W	6500K	910lm	>80





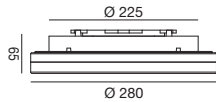
Plafoniera rotonda.
 Struttura in materiale plastico.
 Finitura in bianco opaco.
 Diffusore in metacrilato.
 Modulo LED incluso.
 Garanzia 3 anni.

Round ceiling light.
 Plastic body.
 Matt white finish.
 Methacrylate diffuser.
 LED module included.
 3 years warranty.



LED
 18W | 170-265Vac
 CRI >80

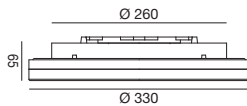
BEAM



Bianco opaco / Matt White
GES830 4000K 1620lm

LED
 30W | 170-265Vac
 CRI >80

BEAM



Bianco opaco / Matt White
GES831 4000K 2700lm

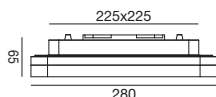
Plafoniera quadrata.
Struttura in materiale plastico.
Finitura in bianco opaco.
Diffusore in metacrilato.
Modulo LED incluso.
Garanzia 3 anni.

Square ceiling lamp.
Plastic body.
Matt white finish.
Methacrylate diffuser.
LED module included.
3 years warranty.



LED
18W | 170-265Vac
CRI >80

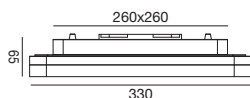
BEAM



Bianco opaco / Matt White
GES832 4000K 1620lm

LED
30W | 170-265Vac
CRI >80

BEAM



Bianco opaco / Matt White
GES833 4000K 3200lm

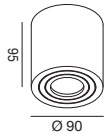
Plafone.
 Struttura in alluminio pressofuso.
 Finitura in bianco,
 grigio antracite o marrone.
 Diffusore in vetro
 temperato satinato.

Ceiling light.
 Die-cast aluminium structure.
 White, gray graphite or brown finish.
 Frost tempered glass diffuser.



GU10
 max 1 x 35W
 220-240Vac

Lampadine non incluse
 Bulbs not included



Bianco / White
GES1073 1 x GU10



Grigio antracite / Gray graphite
GES1074 1 x GU10



Marrone / Brown
GES1075 1 x GU10

LAMPADINE UTILIZZABILI
 AVAILABLE BULBS

Vedi pagina / see page
 475

GU10	BEAM	CODE	POWER	CCT	FLUX	CRI
		GLA241C	5W	3000K	420lm	>80
		GLA241N	5W	4000K	430lm	>80
		GLA243C	7W	3000K	590lm	>80
		GLA243N	7W	4000K	610lm	>80
		GLA242C	5W	3000K	410lm	>80
		GLA242N	5W	4000K	420lm	>80
		GLA244C	7W	3000K	550lm	>80
		GLA244N	7W	4000K	560lm	>80
		GLA350C	9W	3000K	900lm	>80
		GLA350N	9W	4000K	950lm	>80

Plafone.
Struttura in alluminio pressofuso.
Finitura in bianco,
grigio antracite o marrone.
Diffusore in vetro
temperato satinato.

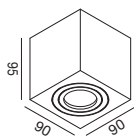
Ceiling light.
Die-cast aluminium structure.
White, gray graphite or brown finish.
Frost tempered glass diffuser.



GU10

max 1 x 35W
220-240Vac


Lampadine non incluse
Bulbs not included



Bianco / White
GES1070 1 x GU10









Grigio antracite / Gray graphite
GES1071 1 x GU10



Marrone / Brown
GES1072 1 x GU10

LAMPADINE UTILIZZABILI
AVAILABLE BULBS

Vedi pagina / see page
475

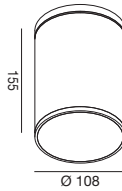
GU10	BEAM	CODE	POWER	CCT	FLUX	CRI
		GLA241C	5W	3000K	420lm	>80
		GLA241N	5W	4000K	430lm	>80
		GLA243C	7W	3000K	590lm	>80
		GLA243N	7W	4000K	610lm	>80
		GLA242C	5W	3000K	410lm	>80
		GLA242N	5W	4000K	420lm	>80
		GLA244C	7W	3000K	550lm	>80
		GLA244N	7W	4000K	560lm	>80
		GLA350C	9W	3000K	900lm	>80
		GLA350N	9W	4000K	950lm	>80

Plafone.
 Struttura in alluminio pressofuso.
 Finitura in bianco,
 grigio antracite o ruggine.
 Diffusore in vetro trasparente.
 Applique coordinato a pag. 376-377.

Ceiling light.
 Die-cast aluminium structure.
 White, gray graphite or rusty finish.
 Clear glass diffuser.
 Coordinated wall light page 376-377.



E27
 max 1xx 60W
 220-240Vac
 Lampadine non incluse
 Bulbs not included



Grigio antracite / Gray graphite
GES1000 1 x E27





Bianco / White
GES1001 1 x E27



Marrone / Brown
GES1002 1 x E27


LAMPADINE UTILIZZABILI
 AVAILABLE BULBS

Vedi pagina / see page
 473

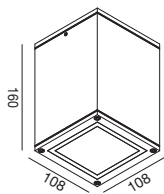
E27	BEAM	CODE	POWER	CCT	FLUX	CRI
	 240°	GLA230C	10W	3000K	855lm	>80
		GLA230N	10W	4000K	880lm	>80
		GLA230	10W	6500K	910lm	>80

Plafone.
Struttura in alluminio pressofuso.
Finitura in bianco,
grigio antracite o ruggine.
Diffusore in vetro trasparente.
Appliche coordinato a pag. 378-379.

Ceiling light.
Die-cast aluminium structure.
White, gray graphite or rusty finish.
Clear glass diffuser.
Coordinated wall light page 378-379.



E27
max 1 x 60W
220-240Vac
Lampadine non incluse
Bulbs not included



Grigio antracite / Gray graphite
GES1010 1 x E27





Bianco / White
GES1011 1 x E27



Marrone / Brown
GES1012 1 x E27

LAMPADINE UTILIZZABILI
AVAILABLE BULBS

Vedi pagina / see page
473

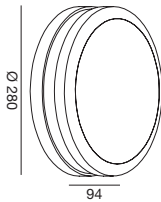
E27	BEAM	CODE	POWER	CCT	FLUX	CRI
		GLA230C	10W	3000K	855lm	>80
		GLA230N	10W	4000K	880lm	>80
		GLA230	10W	6500K	910lm	>80

Plafoniera.
 Struttura in alluminio.
 Finitura in bianco grigio, grigio alluminio, grigio antracite o marrone.
 Diffusore in metacrilato lucido.

Ceiling light.
 Aluminium structure.
 White, gray aluminium, gray graphite or brown finish.
 Polished PC diffuser.



E27
 max 2 x 15W
 220-240Vac
 Lampadine non incluse
 Bulbs not included



Grigio antracite
 Gray graphite
GES290 2 X E27



Grigio alluminio
 Aluminum Gray
GES291 2 X E27





Marrone
 Brown
GES292 2 X E27



Bianco
 White
GES293 2 X E27

LAMPADINE UTILIZZABILI
 AVAILABLE BULBS

Vedi pagina / see page
 473

E27	BEAM	CODE	POWER	CCT	FLUX	CRI
		GLA230C	10W	3000K	855lm	>80
		GLA230N	10W	4000K	880lm	>80
		GLA230	10W	6500K	910lm	>80

Plafoniera.
Struttura in alluminio.
Finitura in bianco grigio, grigio alluminio, grigio antracite o marrone.
Diffusore in metacrilato lucido.

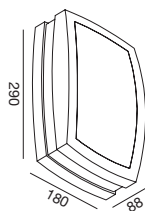
Ceiling light.
Aluminium structure.
White, gray aluminium, gray graphite or brown finish.
Polished PC diffuser.



1210 0,006

E27
max 2 x 15W
220-240Vac

Lampadine non incluse
Bulbs not included



Grigio antracite
Gray graphite

GES300 2 X E27



Grigio alluminio
Aluminum Gray

GES301 2 X E27



Marrone
Brown

GES302 2 X E27





Bianco
White

GES303 2 X E27

LAMPADINE UTILIZZABILI
AVAILABLE BULBS

Vedi pagina / see page
473

E27	BEAM	CODE	POWER	CCT	FLUX	CRI
		GLA230C	10W	3000K	855lm	>80
		GLA230N	10W	4000K	880lm	>80
		GLA230	10W	6500K	910lm	>80





LAMPADE DA TAVOLO DA ESTERNO
OUTDOOR TABLE LIGHTS

BRILLIA

Lampada con illuminazione Up&Down
 ricaricabile da tavolo
 compresa di cavo USB da 150 cm.
 Struttura in alluminio pressofuso.
 Diffusore in policarbonato.
 Finitura in beige, bianco opaco,
 verde, rosso, blu o nero.
 Durata ricarica batteria: 10-14 ore.
 Non incluso di adattatore di ricarica;
 da acquistare separatamente.

Rechargeable table lamp with Up & Down
 lighting including 150 cm USB cable.
 Die-cast aluminium frame.
 Polycarbonate diffuser.
 Finish in beige, matt white,
 green, red, blue or black.
 Battery charging time: 10-14 hours.
 Not including charging adapter;
 to be purchased separately.

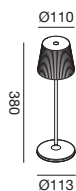
NEW



LED
 3W | 5Vdc

Batteria 4400mA
 Batteria al litio 18.650
 Ricarica USB tipo C

Battery 4400mA
 18.650 lithium battery
 Charging: type C



Beige / Beige
GLS050 3000K 240lm



Bianco / White
GLS051 3000K 250lm



Verde / Green
GLS052 3000K 210m

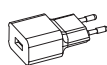
BEAM



Cavo USB incluso
 USB cables included



Adattatore di ricarica
 non incluso
 Charging adapter
 not included



Rosso / Red
GLS053 3000K 200lm



Blu / Blue
GLS054 3000K 210lm



Nero / Black
GLS055 3000K 220lm

Adattatore di ricarica con uscita
 USB per lampade da tavolo.
 Non è incluso il cavo USB.

Adapter USB output for table
 lamps.
 USB cables are not included.



Adattatore singolo
 Single charging adapter
GLSAD1



Adattatore a 10 postazioni
 Charging adapter with 10-way
GLSAD2



Lampada con illuminazione Up&Down
ricaricabile da tavolo.
Struttura in alluminio pressofuso.
Diffusore in policarbonato.
Finitura in bianco opaco, antracite o marrone.
Durata della batteria: 10-14 ore.
Compresa di cavo USB da 150 cm.
GLS030 - GLS031 - GLS032 non incluse di
adattatore di ricarica; da acquistare separatamente.


Rechargeable table lamp with Up&Down lighting.
Die-cast aluminium body.
Polycarbonate diffuser.
Matt white, anthracite or brown finish.
Battery life: 10-14 hours.
Including 150 m USB cable.
GLS030 - GLS031 - GLS032 not included
charging adapter; to be purchased separately.



La lampada si accende e si spegne
tramite un pulsante touch posto
sulla sommità del diffusore e la
dimmerazione avviene tenendolo
premuta per qualche secondo.

The lamp is switched on and off
using a touch button on the top of
the diffuser.
Holding this button down for a few
seconds dims the light.





800
900

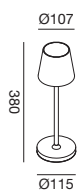
0,08
0,08

30.000

LED
3W | 5Vdc

Batteria 5200mA
Batteria al litio 18.650
Ricarica USB tipo C

Battery 5200mA
18.650 lithium battery
Charging: type C



Grigio antracite / Gray graphite
GLS030 3000K 300lm



Marrone / Corten
GLS031 3000K 300lm

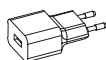


Bianco / White
GLS032 3000K 300lm

Cavo USB incluso
USB cables included



Adattatore di ricarica
non incluso
Charging adapter
not included



Adattatore di ricarica con uscita
USB per lampade da tavolo.
Non è incluso il cavo USB.

Adapter USB output for table
lamps.
USB cables are not included.



Adattatore singolo
Single charging adapter
GLSAD1

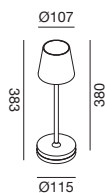


Adattatore a 10 postastazioni
Charging adapter with 10-way
GLSAD2

LED
3W | 5Vdc

Batteria 5200mA
Batteria al litio 18.650
Ricarica USB tipo C

Battery 5200mA
18.650 lithium battery
Charging: type C



Grigio antracite / Gray graphite
GLS040 3000K 300lm



Marrone / Corten
GLS041 3000K 300lm




Bianco / White
GLS042 3000K 300lm



Lampada con base di
ricarica a contatto.

Rechargeable with
contact charging base.



 CATENE LUMINOSE
LIGHT CHAINS

Catena luminosa dotata di 10 portalampane.

Cavo elettrico resistente in gomma di colore bianco o nero con sezione 2x1 mm, totalmente impermeabile con un grado di protezione IP44, prolungabile da entrambi i lati con altre catene fino al raggiungimento della lunghezza desiderata.

Connettori da entrambi i lati impermeabili e dotati di chiusura con scatto di sicurezza.

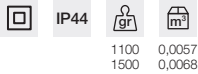
Accessori per il fissaggio non forniti e non disponibili.

Chain equipped with 10 bulb holders.

Tough electrical cable in white or black rubber with 2x1 mm section, totally waterproof with an IP44 degree of protection, can be extended on both sides with other chains until the desired length is reached.

Connectors on both sides waterproof. Closing devices with safety catch.

Fixing accessories not supplied and not available.



E27

Cable 5 m
max 10 x 25W
220-240Vac

Lampadine non incluse
Bulbs not included



Bianco / White
GFIB03 10 x E27



Bianco / White
GFIN03 10 x E27

E27

Cable 10 m
max 10 x 25W
220-240Vac

Lampadine non incluse
Bulbs not included



Bianco / White
GFIB04 10 x E27



Bianco / White
GFIN04 10 x E27

LAMPADINE UTILIZZABILI
AVAILABLE BULBS








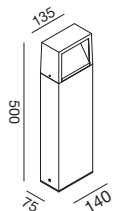

PALETTI PER ESTERNI
OUTDOOR BOLLARDS

Paletto.
 Struttura in alluminio pressofuso.
 Diffusore in policarbonato bianco.
 Possibilità di scegliere la temperatura della luce (3000K, 4000K o 6500K) prima dell'installazione finale del paletto.
 Finitura in antracite o marrone.
 Riflettore interno bianco.
 Modulo LED e trasformatore inclusi.
 Applique coordinata pag 340.

Bollard.
 Die-cast aluminium body.
 White polycarbonate diffuser.
 Option to choose the light temperature (3000K, 4000K or 6500K) before the final installation of the bollard.
 Gray graphite or brown finish.
 White internal reflector.
 LED module and transformer included.
 Coordinated wall light page 340.



LED
 9W | 220-240Vac
 CRI >80

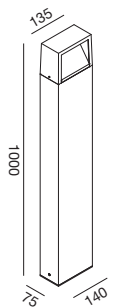



Grigio antracite / Gray graphite
GES1151 3000K 320lm
 4000K 453lm
 6500K 428lm



Marrone / Corten
GES1161 3000K 330lm
 4000K 470lm
 6500K 440lm

LED
 9W | 220-240Vac
 CRI >80




Grigio antracite / Gray graphite
GES1152 3000K 320lm
 4000K 453lm
 6500K 428lm



Marrone / Corten
GES1162 3000K 330lm
 4000K 470lm
 6500K 440lm

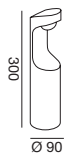
Paletto.
 Struttura in alluminio.
 Finitura in grigio antracite
 con particolare bianco opaco.
 Diffusore in policarbonato opale.
 Modulo LED e trasformatore inclusi.

Bollard.
 Aluminium structure.
 Gray graphite finish
 with matt white detail.
 Opal polycarbonate diffuser.
 LED module and
 transformer included.



LED
 9W | 220-240Vac
 CRI >80


BEAM



Grigio antracite e Bianco opaco
 Gray graphite and matt White
GES460 4000K 800lm

LED
 9W | 220-240Vac
 CRI >80


BEAM



Grigio antracite e Bianco opaco
 Gray graphite and matt White
GES461 4000K 800lm

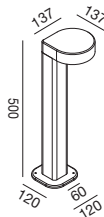
Paletto.
 Struttura in alluminio.
 Finitura in grigio antracite.
 Diffusore in policarbonato.
 Modulo LED e trasformatore inclusi.

Bollard.
 Aluminiumstructure.
 Gray graphite finish.
 PC diffusor.
 LED module and transformer included.



LED
 13W | 220-240Vac
 CRI >80

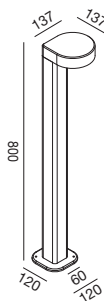
BEAM



Grigio antracite / Gray graphite
GES930 4000K 776lm

LED
 13W | 220-240Vac
 CRI >80


BEAM



Grigio antracite / Gray graphite
GES932 4000K 776lm

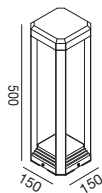
Paletto.
Struttura in alluminio.
Finitura in grigio antracite.
Diffusore in policarbonato.
Modulo LED e trasformatore inclusi.

Bollard.
Aluminiumstructure.
Gray graphite finish.
PC diffusor.
LED module and
transformer included.



LED
13W | 220-240Vac
CRI >80

BEAM

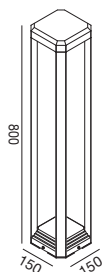


Grigio antracite / Gray graphite

GES950 4000K 838lm

LED
13W | 220-240Vac
CRI >80

BEAM







Grigio antracite / Gray graphite

GES952 4000K 838lm

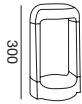
Paletto.
Struttura in alluminio.
Finitura in grigio antracite.
Diffusore in policarbonato opale.
Modulo LED e trasformatore inclusi.

Bollard.
Aluminium structure.
Gray graphite finish.
Opal polycarbonate diffuser.
LED module and transformer included.

	IP65			
	1250	0,0066	30.000	
	1620	0,011		
	2050	0,017		

LED
13W | 220-240Vac
CRI >80

BEAM



Grigio antracite / Gray graphite

GES450C 3000K 1200lm
GES450 4000K 1200lm

LED
13W | 220-240Vac
CRI >80

BEAM



Grigio antracite / Gray graphite

GES451C 3000K 1200lm
GES451 4000K 1200lm

LED
13W | 220-240Vac
CRI >80

BEAM



Grigio antracite / Gray graphite

GES452C 3000K 1200lm
GES452 4000K 1200lm



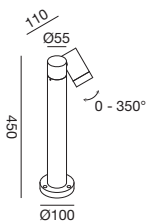
Paletto.
 Struttura in alluminio pressofuso.
 Diffusore in vetro trasparente.
 Finitura in antracite o marrone.

Bollard.
 Die-cast aluminium body.
 Transparent glass diffuser.
 Gray graphite or brown finish.



GU10
 max 1 x 7W
 220-240Vac

Lampadine non incluse
 Bulbs not included



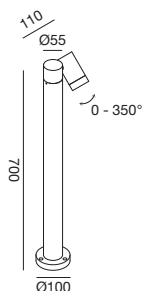
Grigio antracite / Gray graphite
GES1120 1 x GU10



Marrone / Corten
GES1110 1 x GU10

GU10
 max 1 x 7W
 220-240Vac

Lampadine non incluse
 Bulbs not included



Grigio antracite / Gray graphite
GES1121 1 x GU10



Marrone / Corten
GES1111 1 x GU10

LAMPADINE UTILIZZABILI
 AVAILABLE BULBS

Vedi pagina / see page
 475

GU10	BEAM	CODE	POWER	CCT	FLUX	CRI
		GLA241C	5W	3000K	420lm	>80
		GLA241N	5W	4000K	430lm	>80
		GLA243C	7W	3000K	590lm	>80
		GLA243N	7W	4000K	610lm	>80
		GLA242C	5W	3000K	410lm	>80
		GLA242N	5W	4000K	420lm	>80
		GLA244C	7W	3000K	550lm	>80
		GLA244N	7W	4000K	560lm	>80



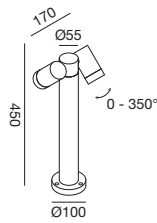
Paletto.
 Struttura in alluminio pressofuso.
 Diffusore in vetro trasparente.
 Finitura in antracite o marrone.

Bollard.
 Die-cast aluminium body.
 Transparent glass diffuser.
 Gray graphite or brown finish.



GU10
 max 2 x 7W
 220-240Vac

Lampadine non incluse
 Bulbs not included



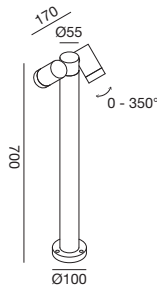
Grigio antracite / Gray graphite
GES1122 2 x GU10



Marrone / Corten
GES1112 2 x GU10

GU10
 max 2 x 7W
 220-240Vac

Lampadine non incluse
 Bulbs not included



Grigio antracite / Gray graphite
GES1123 2 x GU10



Marrone / Corten
GES1113 2 x GU10

LAMPADINE UTILIZZABILI
 AVAILABLE BULBS

Vedi pagina / see page
 475





GU10	BEAM	CODE	POWER	CCT	FLUX	CRI
		GLA241C	5W	3000K	420lm	>80
		GLA241N	5W	4000K	430lm	>80
		GLA243C	7W	3000K	590lm	>80
		GLA243N	7W	4000K	610lm	>80
		GLA242C	5W	3000K	410lm	>80
		GLA242N	5W	4000K	420lm	>80
		GLA244C	7W	3000K	550lm	>80
		GLA244N	7W	4000K	560lm	>80



Paletto.
Struttura in alluminio.
Finitura in grigio antracite o marrone.
Diffusore in policarbonato opale.
Applique coordinata a pag. 370.

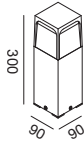
Bollard.
Aluminium structure.
Gray graphite or brown finish.
Opal polycarbonate diffuser.
Matching wall light page 370.

NEW

		IP44		
			800	0,032
			1200	0,052
			1700	0,082

E27
max 1 x 23W
220-240Vac

Lampadine non incluse
Bulbs not included



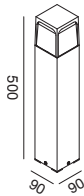
Grigio antracite / Gray graphite
GES2031 1 x E27



Marrone / Brown
GES2021 1 x E27

E27
max 1 x 23W
220-240Vac

Lampadine non incluse
Bulbs not included



Grigio antracite / Gray graphite
GES2032 1 x E27



Marrone / Brown
GES2022 1 x E27

E27
max 1 x 23W
220-240Vac

Lampadine non incluse
Bulbs not included





Grigio antracite / Gray graphite
GES2033 1 x E27



Marrone / Brown
GES2023 1 x E27

LAMPADINE UTILIZZABILI
AVAILABLE BULBS


Vedi pagina / see page
473

E27	BEAM	CODE	POWER	CCT	FLUX	CRI
		GLA230C	10W	3000K	855lm	>80
		GLA230N	10W	4000K	880lm	>80
		GLA230	10W	6500K	910lm	>80



Paletto. Struttura in alluminio.
 Finitura in bianco, grigio metallizzato,
 grigio antracite o marrone.
 Diffusore in policarbonato opale
 Applique coordinata a pag. 372.

Bollard.
 Aluminium structure.
 White, metallic gray, gray graphite
 or brown finish.
 Opal polycarbonate diffuser.
 Coordinated wall light page 372.



830 0,0031
 1210 0,0051
 1790 0,0081

E27
 max 1 x 18W
 220-240Vac

Lampadine non incluse
 Bulbs not included



Bianco
 White

GES710 1 x E27



Grigio metallizzato
 Metallic Gray

GES720 1 x E27



Grigio antracite
 Gray graphite

GES730 1 x E27



Marrone
 Brown

GES2010 1 x E27

NEW

E27
 max 1 x 18W
 220-240Vac

Lampadine non incluse
 Bulbs not included



Bianco
 White

GES711 1 x E27



Grigio metallizzato
 Metallic Gray

GES721 1 x E27



Grigio antracite
 Gray graphite

GES731 1 x E27



Marrone
 Brown

GES2011 1 x E27

NEW

E27
 max 1 x 18W
 220-240Vac

Lampadine non incluse
 Bulbs not included



Bianco
 White

GES712 1 x E27



Grigio metallizzato
 Metallic Gray

GES722 1 x E27



Grigio antracite
 Gray graphite

GES732 1 x E27



Marrone
 Brown


GES2012 1 x E27

NEW

LAMPADINE UTILIZZABILI
 AVAILABLE BULBS

Vedi pagina / see page
 473

E27	BEAM	CODE	POWER	CCT	FLUX	CRI
		GLA230C	10W	3000K	855lm	>80
		GLA230N	10W	4000K	880lm	>80
		GLA230	10W	6500K	910lm	>80

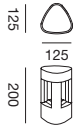


Paletto.
 Struttura in alluminio.
 Finitura in grigio metallizzato
 o grigio antracite.
 Diffusore in policarbonato opale.
 Applique coordinata a pag. 374.

Bollard.
 Aluminium structure.
 Metallic gray or gray graphite finish.
 Opal polycarbonate diffuser.
 Coordinated wall light page 374.

	IP54		
	905	0,004	
	1670	0,010	
	2570	0,015	

GX53
 1 x 11W
 220-240Vac
 Lampadine non incluse
 Bulbs not included

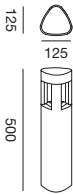


Grigio metallizzato / Metallic Gray
GES483 1 X GX53



Grigio antracite / Gray graphite
GES493 1 X GX53

GX53
 1 x 11W
 220-240Vac
 Lampadine non incluse
 Bulbs not included

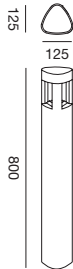


Grigio metallizzato / Metallic Gray
GES480 1 X GX53



Grigio antracite / Gray graphite
GES490 1 X GX53

GX53
 1 x 11W
 220-240Vac
 Lampadine non incluse
 Bulbs not included



Grigio metallizzato / Metallic Gray
GES481 1 X GX53



Grigio antracite / Gray graphite
GES491 1 X GX53

LAMPADINE UTILIZZABILI
 AVAILABLE BULBS

Vedi pagina / see page
 532

GX53	BEAM	CODE	POWER	CCT	FLUX	CRI
		GLA091C	8W	3000K	760lm	>80
		GLA091N	8W	4000K	760lm	>80
		GLA310C	9W	3000K	850lm	>80
		GLA310N	9W	4000K	880lm	>80

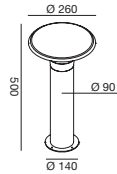


Paletto.
 Struttura in alluminio.
 Finitura grigio antracite
 o ruggine.
 Diffusore in metacrilato opale.

Bollard.
 Aluminium structure.
 Gray graphite or rusty finish.
 Opal PMMA diffusor.

	IP44		
2100	0,020		
2800	0,033		

E27
 1 x 13W
 220-240Vac
 Lampadine non incluse
 Bulbs not included

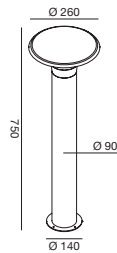


Grigio antracite / Gray graphite
GES511 1 X E27



Ruggine / Rusty
GES521 1 X E27

E27
 1 x 13W
 220-240Vac
 Lampadine non incluse
 Bulbs not included



Grigio antracite / Gray graphite
GES512 1 X E27



Ruggine / Rusty
GES522 1 X E27

LAMPADINE UTILIZZABILI
 AVAILABLE BULBS

Vedi pagina / see page
 473

E27	BEAM	CODE	POWER	CCT	FLUX	CRI
		GLA230C	10W	3000K	855lm	>80
		GLA230N	10W	4000K	880lm	>80
		GLA230	10W	6500K	910lm	>80

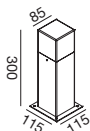


Paletto.
 Struttura in alluminio.
 Finitura in bianco,
 grigio antracite o ruggine.
 Diffusore in metacrilato opale.
 Applique coordinata pag 375..

Bollard.
 Aluminium structure.
 White, gray graphite or rusty finish.
 Opal PMMA diffusor.
 Coordinated wall light page 375.



E27
 max 1 x 13W
 220-240Vac
 Lampadine non incluse
 Bulbs not included



Bianco / White
GES401 1 x E27

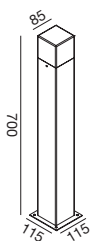


Grigio antracite / Gray graphite
GES411 1 x E27



Ruggine / Rusty
GES421 1 x E27

E27
 max 1 x 13W
 220-240Vac
 Lampadine non incluse
 Bulbs not included



Bianco / White
GES402 1 x E27





Grigio antracite / Gray graphite
GES412 1 x E27



Ruggine / Rusty
GES422 1 x E27

LAMPADINE UTILIZZABILI
 AVAILABLE BULBS

Vedi pagina / see page
 473

E27	BEAM	CODE	POWER	CCT	FLUX	CRI
		GLA230C	10W	3000K	855lm	>80
		GLA230N	10W	4000K	880lm	>80
		GLA230	10W	6500K	910lm	>80

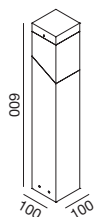


Paletto.
 Struttura in alluminio.
 Finitura in bianco, grigio antracite
 o ruggine.
 Diffusore in policarbonato opale.

Bollard.
 Aluminium structure.
 White, gray graphite
 or rusty finish.
 Opal PC diffusor.



E27
 max 1 x 28W
 220-240Vac
 Lampadine non incluse
 Bulbs not included



Bianco / White
GES600 1 x E27

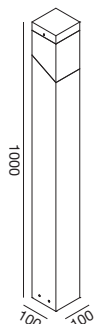


Grigio antracite / Gray graphite
GES610 1 x E27



Ruggine / Rusty
GES620 1 x E27

E27
 max 1 x 28W
 220-240Vac
 Lampadine non incluse
 Bulbs not included



Bianco / White
GES601 1 x E27





Grigio antracite / Gray graphite
GES611 1 x E27



Ruggine / Rusty
GES621 1 x E27

LAMPADINE UTILIZZABILI
 AVAILABLE BULBS


Vedi pagina / see page
 473

E27	BEAM	CODE	POWER	CCT	FLUX	CRI
		GLA230C	10W	3000K	855lm	>80
		GLA230N	10W	4000K	880lm	>80
		GLA230	10W	6500K	910lm	>80

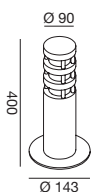


Paletto.
 Struttura in alluminio.
 Colore grigio alluminio
 o grigio antracite.
 Diffusore in vetro satinato,
 finitura lucida.

Bollard.
 Aluminium structure.
 Gray aluminium or
 gray graphite finish.
 Satined glass polish finish.



E27
 max 1 x 20W
 220-240Vac
 Lampadine non incluse
 Bulbs not included

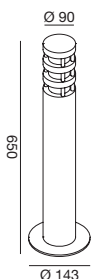


Grigio alluminio / Aluminum Gray
GES013 1 X E27



Grigio antracite / Gray graphite
GES023 1 X E27

E27
 max 1 x 20W
 220-240Vac
 Lampadine non incluse
 Bulbs not included



Grigio alluminio / Aluminum Gray
GES012 1 X E27



Grigio antracite / Gray graphite
GES022 1 X E27







SEGNAPASSO
STEPLIGHTS

Segnapassi ad incasso.
 Struttura in alluminio.
 Finitura in bianco, grigio antracite o marrone.
 Diffusore in vetro.
 Controcassa inclusa.
 Modulo LED e trasformatore incluso.

Recessed steplight.
 Aluminium structure.
 White, gray graphite or brown finish.
 Glass diffuser.
 Casing included.
 LED module and trasformer included.

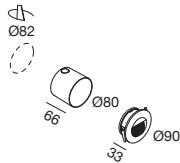


NEW



LED
 3W | 220-240Vac
 CRI >80

BEAM



Bianco / White

GES2110C 3000K 176lm
GES2110N 4000K 197lm



Grigio antracite / Gray graphite

GES2111C 3000K 94lm
GES2111N 4000K 104lm



Marrone / Brown

GES2112C 3000K 98lm
GES2112N 4000K 100lm



Segnapassi ad incasso.
 Struttura in alluminio.
 Finitura in bianco, grigio antracite o marrone.
 Diffusore in vetro.
 Controcassa inclusa.
 Modulo LED e trasformatore incluso.

Recessed steplight.
 Aluminium structure.
 White, gray graphite or brown finish.
 Glass diffuser.
 Casing included.
 LED module and trasformer included.

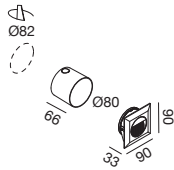


NEW



LED
 3W | 220-240Vac
 CRI >80

BEAM



Bianco / White

GES2120C 3000K 180lm
GES2120N 4000K 200lm



Grigio antracite / Gray graphite

GES2121C 3000K 106lm
GES2121N 4000K 108lm



Marrone / Brown

GES2122C 3000K 100lm
GES2122N 4000K 108lm



Segnapassi.

Struttura in policarbonato da incasso per scatola 503 non inclusa.

Finitura placchetta in bianco, grigio antracite o marrone.

Modulo LED e trasformatore inclusi.

Possibilità di scegliere la temperatura della luce (3000K, 4000K o 5000K) prima dell'installazione finale del segnapassi.


Steplight.

Polycarbonate frame for box 503 not included.

Plate finish in white, agray graphite or brown.

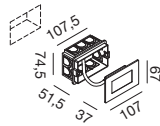
LED module and transformer included.

Possible to choose the light temperature (3000K, 4000K or 5000K) before final installation of the steplight.

NEW

LED
3W | 220-240Vac
CRI >80

BEAM



Bianco / White

GES2130 3000K 260lm
4000K 280lm
5000K 270lm




Grigio antracite / Gray graphite

GES2131 3000K 203lm
4000K 260lm
5000K 250lm



Marrone / Brown

GES2132 3000K 203lm
4000K 260lm
5000K 250lm



Segnapassi.

Struttura in policarbonato da incasso per scatola 503 non inclusa.

Finitura placchetta in bianco, grigio antracite o marrone.

Modulo LED e trasformatore inclusi.

Possibilità di scegliere la temperatura della luce (3000K, 4000K o 5000K) prima dell'installazione finale del segnapassi.


Steplight.

Polycarbonate frame for box 503 not included.

Plate finish in white, gray graphite or brown.

LED module and transformer included.

Possible to choose the light temperature (3000K, 4000K or 5000K) before final installation of the steplight.

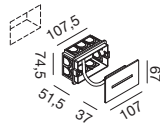


NEW



LED
3W | 220-240Vac
CRI >80

BEAM



Bianco / White

GES2140	3000K	100lm
	4000K	115lm
	5000K	113lm




Grigio antracite / Gray graphite

GES2141	3000K	55lm
	4000K	60lm
	5000K	57lm



Marrone / Brown

GES2142	3000K	60lm
	4000K	66lm
	5000K	63lm



Segnapassi ad incasso.
 Struttura in alluminio.
 Finitura in bianco, grigio antracite o marrone.
 Diffusore in policarbonato bianco.
 Controcassa inclusa.
 Modulo LED e trasformatore incluso.

Recessed steplight.
 Aluminium structure.
 White, gray graphite or brown finish.
 Opal polycarbonate diffuser.
 Casing included.
 LED module and transformer included.

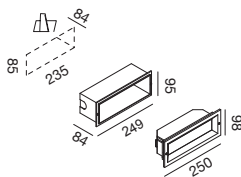


NEW



LED
 13W | 220-240Vac
 CRI >80

BEAM



Bianco / White
GES1190C 3000K 587lm
GES1190N 4000K 639lm



Grigio antracite / Gray graphite
GES1191C 3000K 587lm
GES1191N 4000K 639lm




Marrone / Brown
GES1192C 3000K 587lm
GES1192N 4000K 639lm



Segnapassi ad incasso.
 Struttura in alluminio.
 Finitura in bianco, grigio antracite o marrone.
 Diffusore in policarbonato bianco.
 Controcassa inclusa.
 Modulo LED e trasformatore incluso.

Recessed steplight.
 Aluminium structure.
 White, gray graphite or brown finish.
 Opal polycarbonate diffuser.
 Casing included.
 LED module and transformer included.

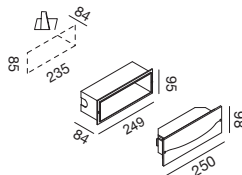


NEW



LED
 13W | 220-240Vac
 CRI >80

BEAM



Bianco / White
GES2000C 3000K 432lm
GES2000N 4000K 561lm



Grigio antracite / Gray graphite
GES2001C 3000K 432lm
GES2001N 4000K 561lm



Marrone / Brown
GES2002C 3000K 432lm
GES2002N 4000K 561lm



Segnapassi.
 Struttura in alluminio pressofuso.
 Finitura in bianco opaco,
 grigio antracite o marrone.
 Diffusore in policarbonato.
 Modulo LED incluso.

Wall light.
 Die-cast aluminium structure.
 Matt white, gray graphite
 or brown finish.
 PC diffuser.
 LED module included.



LED
 3W | 220-240Vac
 CRI >80

BEAM



Grigio antracite / Gray graphite
GES983 4000K 104lm





Bianco opaco/ Matt White
GES984 4000K 158lm



Marrone / Brown
GES985 4000K 107lm

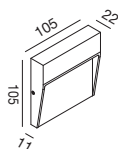
Segnapassi.
Struttura in alluminio pressofuso.
Finitura in bianco opaco,
grigio antracite o marrone.
Diffusore in policarbonato.
Modulo LED incluso.

Wall light.
Die-cast aluminium structure.
Matt white, gray graphite
or brown finish.
PC diffuser.
LED module included.



LED
3W | 220-240Vac
CRI >80

BEAM



Grigio antracite / Gray graphite

GES980C 3000K 70lm
GES980 4000K 101lm



Bianco opaco/ Matt White

GES981C 3000K 130lm
GES981 4000K 156lm



Marrone / Brown

GES982C 3000K 90lm
GES982 4000K 100lm

Segnapassi.
 Struttura in alluminio pressofuso.
 Finitura in bianco, grigio antracite o marrone.
 Diffusore in policarbonato.
 Modulo LED incluso.

Steplight.
 Die-cast aluminium structure.
 White, gray graphite or brown finish.
 Polycarbonate diffuser.
 LED module included.

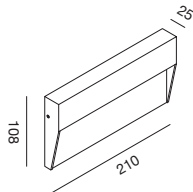


NEW



LED
 6W | 220-240Vac
 CRI >80

BEAM



Bianco / White

GES1170C 3000K 454lm
GES1170N 4000K 467lm




Grigio antracite / Gray graphite

GES1171C 3000K 408lm
GES1171N 4000K 447lm




Marrone / Brown

GES1172C 3000K 370lm
GES1172N 4000K 396lm




Segnapassi ad incasso.
 Struttura in alluminio.
 Finitura in vetro bianco o nero
 semi-trasparente.
 Controcassa 503 non inclusa.
 Modulo LED e trasformatore inclusi.
 Possibilità di scegliere la temperatura della
 luce (3000K, 4000K o 6000K) prima
 dell'installazione finale del segnapassi.

Recessed step light.
 Aluminium frame.
 White or black semi-transparent glass finish.
 Back box 503 not included.
 LED module and transformer included.
 Possible to choose the light temperature
 (3000K, 4000K or 6000K) before final
 installation of the steplight.

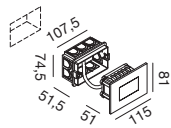


NEW



LED
 4,5W | 220-240Vac
 CRI >80

BEAM



Bianco / White

GES2040 3000K 320lm
 4000K 400lm
 6000K 380lm

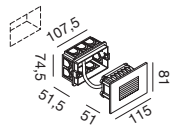


Nero / Black

GES2041 3000K 320lm
 4000K 400lm
 6000K 380lm

LED
 4,5W | 220-240Vac
 CRI >80

BEAM



Bianco / White

GES2050 3000K 320lm
 4000K 400lm
 6000K 380lm




Nero / Black

GES2051 3000K 320lm
 4000K 400lm
 6000K 380lm



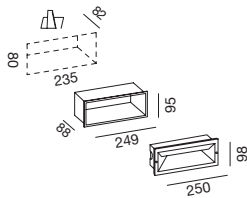
Segnapassi ad incasso.
 Struttura in alluminio.
 Finitura in grigio metallizzato
 o grigio antracite.
 Diffusore in policarbonato opale.
 Controcassa inclusa.
 Modulo LED e trasformatore inclusi.

Recessed steplight.
 Aluminium structure.
 Metallic gray or gray graphite finish.
 Opal polycarbonate diffuser.
 Casing included.
 LED module and
 transformer included.



LED
 13W | 220-240Vac
 CRI >80

BEAM




Grigio antracite / Gray graphite
GES350 4000K 1200lm



Grigio metallizzato / Metallic Gray
GES351 4000K 1200lm

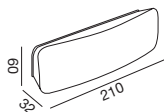
Segnapassi con struttura
in materiale plastico.
Finitura in grigio antracite.
Diffusore in policarbonato opale.
Modulo LED e trasformatore inclusi.

Steplight whit plastic
material structure.
Gray graphite finish.
Opal polycarbonate diffuser.
LED module and
transformer included.



LED
7W | 220-240Vac
CRI >80

BEAM



Grigio antracite / Gray graphite
GES150 4000K 600lm





**PROIETTORI E ARMATURE STRADALI
PROJECTORS AND STREET LIGHTING**

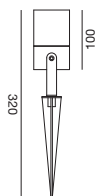
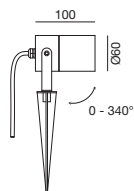
Proiettore con struttura in alluminio.
 Diffusore in vetro trasparente.
 Finitura in grigio antracite o marrone.
 Lunghezza cavo: 90 cm.

Projector with aluminium body.
 Transparent glass diffuser.
 Gray graphite or brown finish.
 Cable length: 90 cm.



GU10
 max 1 x 7W
 220-240Vac

Lampadine non incluse
 Bulbs not included



Grigio antracite / Gray graphite
GES1130 1 X GU10



Marrone / Corten
GES1131 1 X GU10

LAMPADINE UTILIZZABILI
 AVAILABLE BULBS

Vedi pagina / see page
 475

GU10	BEAM	CODE	POWER	CCT	FLUX	CRI
		GLA241C	5W	3000K	420lm	>80
		GLA241N	5W	4000K	430lm	>80
		GLA243C	7W	3000K	590lm	>80
		GLA243N	7W	4000K	610lm	>80
		GLA242C	5W	3000K	410lm	>80
		GLA242N	5W	4000K	420lm	>80
		GLA244C	7W	3000K	550lm	>80
		GLA244N	7W	4000K	560lm	>80



Proiettore con struttura in alluminio.
 Diffusore in vetro trasparente.
 Finitura in grigio antracite
 o marrone.
 Lunghezza cavo: 90 cm.

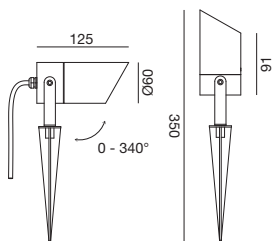
Projector with aluminium body.
 Transparent glass diffuser.
 Gray graphite or brown finish.
 Cable lenght: 90 cm.



410 0,047

GU10
 max 1 x 7W
 220-240Vac

Lampadine non incluse
 Bulbs not included



Grigio antracite / Gray graphite
GES1140 1 X GU10



Marrone / Corten
GES1141 1 X GU10

LAMPADINE UTILIZZABILI
 AVAILABLE BULBS

Vedi pagina / see page
 475

GU10	BEAM	CODE	POWER	CCT	FLUX	CRI
		GLA241C	5W	3000K	420lm	>80
		GLA241N	5W	4000K	430lm	>80
		GLA243C	7W	3000K	590lm	>80
		GLA243N	7W	4000K	610lm	>80
		GLA242C	5W	3000K	410lm	>80
		GLA242N	5W	4000K	420lm	>80
		GLA244C	7W	3000K	550lm	>80
		GLA244N	7W	4000K	560lm	>80

Proiettore con struttura in alluminio.
Finitura in bianco, grigio alluminio o grigio antracite.
Diffusore in vetro temperato
Lunghezza cavo: 39 cm.

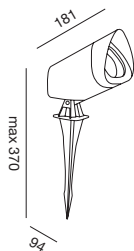
Projector with aluminium structure.
White, gray aluminium or gray graphite.
Tempered glass diffuser.
Cable length: 39 cm.



GU10

max 1 x 11W
220-240Vac

Lampadine non incluse
Bulbs not included



Bianco
White

GES740 1 x GU10



Grigio alluminio
Aluminum Gray

GES741 1 x GU10



Grigio antracite
Gray graphite

GES742 1 x GU10

LAMPADINE UTILIZZABILI
AVAILABLE BULBS

Vedi pagina / see page
475

GU10	BEAM	CODE	POWER	CCT	FLUX	CRI
		GLA241C	5W	3000K	420lm	>80
		GLA241N	5W	4000K	430lm	>80
		GLA243C	7W	3000K	590lm	>80
		GLA243N	7W	4000K	610lm	>80
		GLA242C	5W	3000K	410lm	>80
		GLA242N	5W	4000K	420lm	>80
		GLA244C	7W	3000K	550lm	>80
		GLA244N	7W	4000K	560lm	>80
		GLA350C	9W	3000K	900lm	>80
		GLA350N	9W	4000K	950lm	>80

Proiettore LED con staffa per fissaggio.
 Struttura in alluminio pressofuso.
 Finitura in bianco opaco.
 Diffusore in vetro trasparente.
 Modulo LED e trasformatore inclusi.

LED projector with fixing bracket.
 Die-cast aluminium structure.
 Matt white finish.
 Transparent glass diffuser.
 LED module and transformer included.

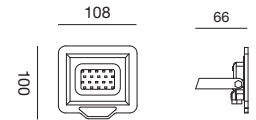
	IP65			
	202	0,0004		50.000
	305	0,0005		
	500	0,0009		
	650	0,0013		
	1310	0,0026		

LED
 10W | 220-240Vac
 CRI >70

BEAM



Bianco opaco / Matt White
GES840C 3000K 850lm
GES840N 4000K 850lm

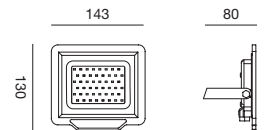


LED
 20W | 220-240Vac
 CRI >70

BEAM



Bianco opaco / Matt White
GES841C 3000K 1700lm
GES841N 4000K 1700lm

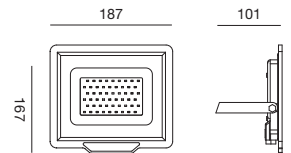


LED
 30W | 220-240Vac
 CRI >70

BEAM



Bianco opaco / Matt White
GES842C 3000K 2550lm
GES842N 4000K 2550lm

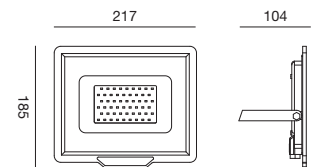


LED
 50W | 220-240Vac
 CRI >70

BEAM



Bianco opaco / Matt White
GES843C 3000K 4250lm
GES843N 4000K 4250lm

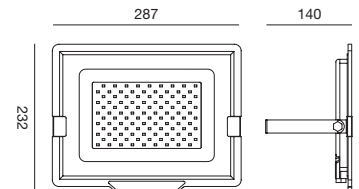



LED
 100W | 220-240Vac
 CRI >70

BEAM



Bianco opaco / Matt White
GES844C 3000K 8500lm
GES844N 4000K 8500lm






Armatura stradale.
 Struttura in alluminio
 pressofuso e plastica.
 Finitura in grigio opaco.
 Attacco al palo con inclinazione
 regolabile in alluminio pressofuso
 idoneo per pali di diametro 62mm.
 Diffusore in materiale plastico.
 Modulo LED e trasformatore inclusi.
 Altezza di installazione: GES580
 max 6 metri, GES581 max 10 metri.

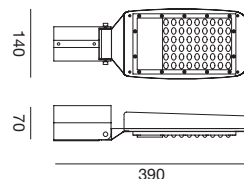
Street lighting.
 Die-cast aluminium and
 plastic structure.
 Matt gray finish.
 Die-cast aluminium pole attachment
 with adjustable inclination, suitable
 for 62mm diameter poles.
 Plastic diffuser.
 LED module and transformer
 included. Installation height:
 GES580 max 6 metres, GES581
 max 10 metres.



LED
 50W | 85-265Vac
 CRI >70



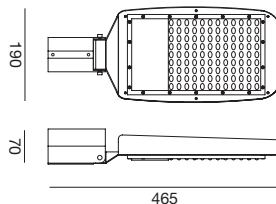
Grigio opaco / Matt Gray
GES580N 4000K 4250lm



LED
 100W | 85-265Vac
 CRI >70



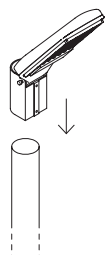
Grigio opaco / Matt Gray
GES581N 4000K 8500lm



ACCESSORIO INCLUSO
 ACCESSORY INCLUDED

L'armatura stradale è dotata di accessorio
 per il collegamento al palo.
 Inclinazione regolabile=max 90°.

The road framework is equipped with an
 accessory for the connection to the post.
 Adjustable inclination = max 90°.










**FARETTI CALPESTABILI
WALKABLE SPOTLIGHTS**

Faretto da incasso calpestabile.
 Struttura in alluminio.
 Cover in acciaio inossidabile AISI 306.
 Diffusore in vetro
 trasparente temperato.
 Controcassa inclusa.
 Modulo LED e trasformatori inclusi.

Walkable recessed spotlight.
 Aluminium body.
 Stainless steel cover AISI 306.
 Tempered clear glass diffuser.
 Casing included.
 LED module and ballast included.



LED
 1 x 1W LED
 220-240Vac

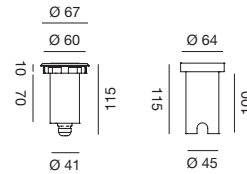
BEAM



Controcassa inclusa
 Casing included



Acciaio / Steel
GES220C 3000K 89lm



LED
 1 x 1W LED
 220-240Vac

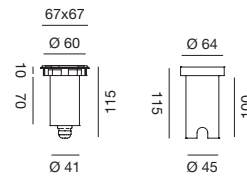
BEAM



Controcassa inclusa
 Casing included



Acciaio / Steel
GES221C 3000K 89lm



Faretto da incasso calpestabile.
Struttura in alluminio.
Cover in acciaio inossidabile AISI 306.
Diffusore in vetro
trasparente temperato.
Controcassa inclusa.

Walkable recessed spotlight.
Aluminium body.
Stainless steel cover AISI 306.
Tempered clear glass diffuser.
Casing included.



GX53
max 1 x 9W
220-240Vac

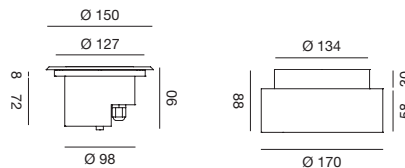
Lampadine non incluse
Bulbs not included

Controcassa inclusa
Casing included



Acciaio / Steel

GES260 1 x GX53



GX53
max 1 x 9W
220-240Vac

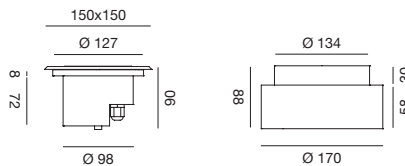
Lampadine non incluse
Bulbs not included

Controcassa inclusa
Casing included







Acciaio / Steel

GES261 1 x GX53



LAMPADINE UTILIZZABILI
AVAILABLE BULBS

Vedi pagina / see page
532

GX53	BEAM	CODE	POWER	CCT	FLUX	CRI
		GLA091C	8W	3000K	760lm	>80
		GLA091N	8W	4000K	760lm	>80
		GLA310C	9W	3000K	850lm	>80
		GLA310N	9W	4000K	880lm	>80

Faretto da incasso calpestabile.
 Struttura in alluminio.
 Cover in acciaio inossidabile AISI 306.
 Diffusore in vetro trasparente.
 Controcassa inclusa.

Walkable recessed spotlight.
 Aluminium body.
 Stainless steel cover AISI 306.
 Transparent glass diffuser.
 Casing included.



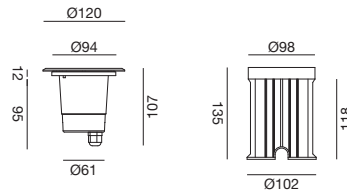
GU10
 max 1 x 7W
 220-240Vac

Lampadine non incluse
 Bulbs not included

Controcassa inclusa
 Casing included



Acciaio / Steel
GES270 1 x GU10



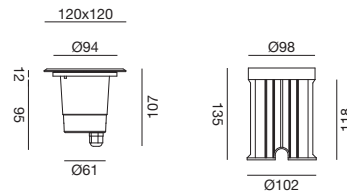
GU10
 max 1 x 7W
 220-240Vac

Lampadine non incluse
 Bulbs not included

Controcassa inclusa
 Casing included



Acciaio / Steel
GES271 1 x GU10



LAMPADINE UTILIZZABILI
 AVAILABLE BULBS

Vedi pagina / see page
 475

GU10	BEAM	CODE	POWER	CCT	FLUX	CRI
		GLA241C	5W	3000K	420lm	>80
		GLA241N	5W	4000K	430lm	>80
		GLA243C	7W	3000K	590lm	>80
		GLA243N	7W	4000K	610lm	>80
		GLA242C	5W	3000K	410lm	>80
		GLA242N	5W	4000K	420lm	>80
		GLA244C	7W	3000K	550lm	>80
		GLA244N	7W	4000K	560lm	>80

Faretto da incasso
calpestabile e orientabile.
Struttura in alluminio.
Cover in acciaio inossidabile AISI 306.
Diffusore in vetro trasparente.
Controcassa inclusa.

Walkable and adjustable
recessed spotlight.
Aluminium body.
Stainless steel cover AISI 306.
Transparent glass diffuser.
Casing included.



GU10
max 1 x 7W
220-240Vac

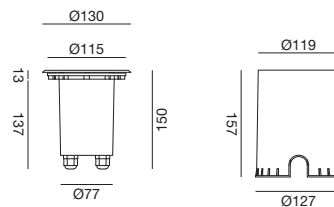
Lampadine non incluse
Bulbs not included

Controcassa inclusa
Casing included







Acciaio / Steel

GES272 1 x GU10



LAMPADINE UTILIZZABILI
AVAILABLE BULBS

Vedi pagina / see page
475



GU10	BEAM	CODE	POWER	CCT	FLUX	CRI
		GLA241C	5W	3000K	420lm	>80
		GLA241N	5W	4000K	430lm	>80
		GLA243C	7W	3000K	590lm	>80
		GLA243N	7W	4000K	610lm	>80
		GLA242C	5W	3000K	410lm	>80
		GLA242N	5W	4000K	420lm	>80
		GLA244C	7W	3000K	550lm	>80
		GLA244N	7W	4000K	560lm	>80




 LAMPADINE LED
LED BULBS

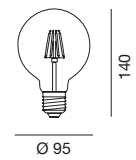
LAMPADINE LED / LED BULBS **E27**

 not dimmable > 15.000 instant 25.000

LIGHT SOURCE	FINISHED	CODE	CCT	FLUX
BULBS E27 LED 13W 220-240Vac CRI >80 BEAM  360°	 Vetro trasparente Transparent glass	GLA370C GLA370N	2700K 4000K	1800lm 1800lm
	 Vetro bianco White glass	GLA370B	3000K	1620lm
	 Vetro trasparente amburato Transparent amber glass	GLA370V	2200K	1620lm





BULBS E27 LED 16W 220-240Vac CRI >80 BEAM  360°	 Vetro trasparente Transparent glass	GLA380C GLA380N	2700K 4000K	2300lm 2300lm
	 Vetro bianco White glass	GLA380B	3000K	2070lm
	 Vetro trasparente amburato Transparent amber glass	GLA380V	2200K	2070lm



LAMPADINE LED / LED BULBS **E27**




 not dimmable > 15.000 instant 25.000

LIGHT SOURCE		FINISHED	CODE	CCT	FLUX	
BULBS E27 LED 16W 220-240Vac CRI >80 BEAM  360°		Vetro trasparente Transparent glass	GLA390C	2700K	2300lm	 175 Ø 125
			GLA390N	4000K	2300lm	
		Vetro bianco White glass	GLA390B	3000K	2070lm	
						
		Vetro trasparente ambro Transparent amber glass	GLA390V	2200K	2070lm	
BULBS E27 LED 8W 220-240Vac CRI >80 BEAM  360°		Vetro trasparente ambro Transparent amber glass	GLA480V	2200K	950lm	 105 Ø 60
BULBS E27 LED 8W 220-240Vac CRI >80 BEAM  360°		Vetro trasparente Transparent glass	GLA260C	2700K	1055lm	 105 Ø 60
			GLA260N	4000K	1055lm	
		Vetro bianco White glass	GLA260B	3000K	950lm	
BULBS E27 LED 8W 220-240Vac CRI >80 BEAM  360°		Vetro trasparente Transparent glass	GLA254C	2700K	1055lm	 140 Ø 64
		Vetro trasparente ambro Transparent amber glass	GLA254V	2200K	950lm	











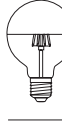





LAMPADINE LED / LED BULBS **E27**

 not dimmable > 15.000 instant 25.000

LIGHT SOURCE		FINISHED	CODE	CCT	FLUX	
BULBS E27 LED 12W 220-240Vac CRI >80 BEAM  360°		Vetro trasparente Transparent glass	GLA255C	2700K	1521lm	 140 Ø 95
			GLA255N	4000K	1521lm	
		Vetro bianco White glass	GLA255B	3000K	1370lm	
		Vetro trasparente ambrato Transparent amber glass	GLA255V	2200K	1370lm	

BULBS E27 LED 12W 220-240Vac CRI >80 BEAM  360°		Vetro trasparente Transparent glass	GLA256C	2700K	1521lm	 175 Ø 125
			GLA256N	4000K	1521lm	
		Vetro bianco White glass	GLA256B	3000K	1370lm	
		Vetro trasparente ambrato Transparent amber glass	GLA256V	2200K	1370lm	

LAMPADINE LED / LED BULBS **E27**
 not dimmable > 15.000
  instant
  25.000

LIGHT SOURCE		FINISHED	CODE	OCT	FLUX		
BULBS E27 LED 8W 220-240Vac CRI >80 BEAM  360°		Vetro top specchiato argento Silver mirrored top glass	GLA300A	2700K	1055lm	 105 Ø 60	
		Vetro top specchiato oro Gold mirrored top glass	GLA300O	2700K	1055lm		
		Vetro top specchiato rame Copper mirrored top glass	GLA300R	2700K	1000lm		
BULBS E27 LED 8W 220-240Vac CRI >80 BEAM  360°		Vetro fumè Smoked glass	GLA300G	2700K	680lm	 105 Ø 60	
	BULBS E27 LED 12W 220-240Vac CRI >80 BEAM  360°		Vetro top specchiato argento Silver mirrored top glass	GLA301A	2700K	1521lm	 140 Ø 95
			Vetro top specchiato oro Gold mirrored top glass	GLA301O	2700K	1521lm	
		Vetro top specchiato rame Copper mirrored top glass	GLA301R	2700K	1521lm		
BULBS E27 LED 12W 220-240Vac CRI >80 BEAM  360°		Vetro fumè Smoked glass	GLA301G	2700K	1155lm	 140 Ø 95	

LAMPADINE LED / LED BULBS **E27**

 not dimmable > 15.000 instant 25.000

LIGHT SOURCE	FINISHED	CODE	CCT	FLUX
--------------	----------	------	-----	------


BULBS E27 LED
12W | 220-240Vac
CRI >80

BEAM



Vetro top
specchiato
argento
Silver mirrored
top glass

GLA302A 2700K 1521lm



Ø 125

175



Vetro top
specchiato oro
Gold mirrored
top glass

GLA302O 2700K 1521lm



Vetro top
specchiato
rame
Copper
mirrored top
glass

GLA302R 2700K 1521lm


BULBS E27 LED
12W | 220-240Vac
CRI >80

BEAM



Vetro fumè
Smoked glass

GLA302G 2700K 1155lm



Ø 125





175




LAMPADINE LED / LED BULBS **E14**





























 not dimmable > 15.000 instant 25.000

LIGHT SOURCE		FINISHED	CODE	CCT	FLUX	
BULBS E14 LED 6W 220-240Vac CRI >80		Vetro trasparente	GLA270C	2700K	806lm	 98 Ø 35
		Transparent glass	GLA270N	4000K	806lm	
BEAM						
Confezione da 10 pezzi Pack of 10 pieces		Vetro bianco	GLA270B	3000K	750lm	
		White glass				

















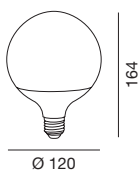

BULBS E14 LED 6W 220-240Vac CRI >80		Vetro trasparente	GLA280C	2700K	806lm	 120 Ø 35
		Transparent glass	GLA280N	4000K	806lm	
BEAM						
Confezione da 10 pezzi Pack of 10 pieces						

BULBS E14 LED 6W 220-240Vac CRI >80		Vetro trasparente	GLA290C	2700K	806lm	 78 Ø 45
		Transparent glass	GLA290N	4000K	806lm	
BEAM						
Confezione da 10 pezzi Pack of 10 pieces		Vetro bianco	GLA290B	3000K	750lm	
		White glass				

LAMPADINE LED / LED BULBS **E14**
 not dimmable > 15.000
  instant
  20.000

LIGHT SOURCE		FINISHED	CODE	CCT	FLUX	
BULBS E14 LED 5W 220-240Vac CRI >80		Plastica opale	GLA234C	3000K	380lm	 100 Ø 37
		Opal plastic	GLA234N	4000K	395lm	
BEAM						
160°						
Confezione da 10 pezzi Pack of 10 pieces						
BULBS E14 LED 7W 220-240Vac CRI >80		Plastica opale	GLA236C	3000K	560lm	 107 Ø 37
		Opal plastic	GLA236N	4000K	580lm	
		GLA236	6500K	600lm		
BEAM						
160°						
Confezione da 10 pezzi Pack of 10 pieces						
BULBS E14 LED 5W 220-240Vac CRI >80		Plastica opale	GLA238C	3000K	410lm	 78 Ø 45
		Opal plastic	GLA238N	4000K	425lm	
BEAM						
160°						
Confezione da 10 pezzi Pack of 10 pieces						
BULBS E14 LED 7W 220-240Vac CRI >80		Plastica opale	GLA239C	3000K	620lm	 90 Ø 45
		Opal plastic	GLA239N	4000K	640lm	
		GLA239	6500K	650lm		
BEAM						
160°						
Confezione da 10 pezzi Pack of 10 pieces						
BULBS E14 LED 9W 220-240Vac CRI >80		Ceramica	GLA320C	3000K	920lm	 110 Ø 37
		Ceramic	GLA320N	4000K	930lm	
BEAM						
160°						
Confezione da 10 pezzi Pack of 10 pieces						
BULBS E14 LED 9W 220-240Vac CRI >80		Ceramica	GLA321C	3000K	920lm	 87 Ø 45
		Ceramic	GLA321N	4000K	930lm	
BEAM						
160°						
Confezione da 10 pezzi Pack of 10 pieces						

LAMPADINE LED / LED BULBS **E27**
 not dimmable > 15.000
  instant
  25.000




LIGHT SOURCE		FINISHED	CODE	CCT	FLUX	
BULBS E27 LED 7W 220-240Vac CRI >80		Plastica opale	GLA240C	3000K	620lm	 90 Ø 45
		Opal plastic	GLA240N	4000K	640lm	
			GLA240	6500K	650lm	
BEAM						
						Confezione da 10 pezzi Pack of 10 pieces
BULBS E27 LED 10W 220-240Vac CRI >80		Plastica opale	GLA230C	3000K	855lm	 110 Ø 60
		Opal plastic	GLA230N	4000K	880lm	
			GLA230	6500K	910lm	
BEAM						
						Confezione da 10 pezzi Pack of 10 pieces
BULBS E27 LED 12W 220-240Vac CRI >80		Plastica opale	GLA231C	3000K	1050lm	 118 Ø 60
		Opal plastic	GLA231N	4000K	1080lm	
			GLA231	6500K	1120lm	
BEAM						
						Confezione da 10 pezzi Pack of 10 pieces
BULBS E27 LED 15W 220-240Vac CRI >80		Plastica opale	GLA232C	3000K	1300lm	 128 Ø 65
		Opal plastic	GLA232N	4000K	1380lm	
			GLA232	6500K	1450lm	
BEAM						
						Confezione da 10 pezzi Pack of 10 pieces
BULBS E27 LED 15W 220-240Vac CRI >80		Plastica opale	GLA245C	3000K	1500lm	 139 Ø 95
		Opal plastic	GLA245N	4000K	1550lm	
BEAM						
						Confezione da 10 pezzi Pack of 10 pieces
BULBS E27 LED 20W 220-240Vac CRI >80		Plastica opale	GLA246C	3000K	2000lm	 164 Ø 120
		Opal plastic	GLA246N	4000K	2100lm	
BEAM						




LAMPADINE LED / LED BULBS **E27**





 not dimmable > 15.000 instant 40.000

LIGHT SOURCE		FINISHED	CODE	CCT	FLUX	
BULBS E27 LED 17W 220-240Vac CRI >80 BEAM  180°		Plastica opale	GLA330C	3000K	1900lm	
		Opal plastic	GLA330N	4000K	1950lm	
Confezione da 10 pezzi Pack of 10 pieces						

BULBS E27 LED 24W 220-240Vac CRI >80 BEAM  220°		Plastica opale	GLA340C	3000K	2800lm	
		Opal plastic	GLA340N	4000K	2850lm	

LAMPADINE LED / LED BULBS **GX53**







 not dimmable > 15.000 instant




LIGHT SOURCE		FINISHED	CODE	CCT	FLUX	
BULBS GX53 LED 6W 220-240Vac CRI >80 BEAM  120°		Plastica opale	GLA108C	3000K	550lm	
		Opal plastic				
BULBS GX53 LED 8W 220-240Vac CRI >80 BEAM  120°		Plastica opale	GLA091C	3000K	760lm	
		Opal plastic	GLA091N	4000K	760lm	
BULBS GX53 LED 9W 220-240Vac CRI >80 BEAM  120°		Ceramica bianca	GLA310C	3000K	850lm	
		White Ceramic	GLA310N	4000K	880lm	




LAMPADINE LED / LED BULBS **GU10**















LIGHT SOURCE		FINISHED	CODE	CCT	FLUX	
BULBS GU10 LED 5W 220-240Vac CRI >80 BEAM 		Plastica opale, diffusore trasparente Opal plastic, transparent diffuser	GLA241C	3000K	420lm	 54 Ø 50
			GLA241N	4000K	430lm	
Confezione da 10 pezzi Pack of 10 pieces						

BULBS GU10 LED 7W 220-240Vac CRI >80 BEAM 		Plastica opale, diffusore trasparente Opal plastic, transparent diffuser	GLA243C	3000K	590lm	 54 Ø 50
			GLA243N	4000K	610lm	
Confezione da 10 pezzi Pack of 10 pieces						











BULBS GU10 LED 5W 220-240Vac CRI >80 BEAM 		Plastica e diffusore opale Opal plastic and diffuser	GLA242C	3000K	410lm	 58 Ø 49
			GLA242N	4000K	420lm	
Confezione da 10 pezzi Pack of 10 pieces						

BULBS GU10 LED 7W 220-240Vac CRI >80 BEAM 		Plastica e diffusore opale Opal plastic and diffuser	GLA244C	3000K	550lm	 58 Ø 49
			GLA244N	4000K	560lm	
Confezione da 10 pezzi Pack of 10 pieces						

LIGHT SOURCE		FINISHED	CODE	CCT	FLUX	
BULBS GU10 LED 9W 220-240Vac CRI >80 BEAM 		Ceramica bianca, diffusore opale White Ceramic, opal diffuser	GLA350C	3000K	900lm	 57 Ø 50
			GLA350N	4000K	950lm	
Confezione da 10 pezzi Pack of 10 pieces						

LAMPADINE LED / LED BULBS **G9**

LIGHT SOURCE		FINISHED	CODE	CTT	FLUX			
BULBS G9 LED 4,8W 220-240Vac CRI >80 BEAM		Plastica trasparente Transparent plastic	GLA360C	3000K	600lm		55 Ø 19	
			GLA360N	4000K	630lm			> 20.000
Confezione da 20 pezzi Pack of 20 pieces								
BULBS G9 LED 6W 220-240Vac CRI >80 BEAM		Plastica trasparente Transparent plastic	GLA361C	3000K	665lm		64 Ø 19	
			GLA361N	4000K	700lm			> 20.000
Confezione da 20 pezzi Pack of 20 pieces								
BULBS G9 LED 3W 220-240Vac CRI >80 BEAM		Plastica trasparente Transparent plastic	GLA184C	3000K	330lm		50 Ø 16,5	
			GLA184N	4000K	342lm			> 15.000
Confezione da 20 pezzi Pack of 20 pieces								
BULBS G9 LED 4,2W 220-240Vac CRI >80 BEAM		Plastica trasparente Transparent plastic	GLA185H	2700K	400lm		60 Ø 15	
			GLA185C	3000K	450lm			> 15.000
			GLA185N	4000K	470lm			
Confezione da 20 pezzi Pack of 20 pieces								
BULBS G9 LED 7W 220-240Vac CRI >80 BEAM		Ceramica e plastica Ceramic and plastic	GLA186C	3000K	755lm		70 Ø 21	
			GLA186N	4000K	700lm			> 12.500
Confezione da 20 pezzi Pack of 20 pieces								

 **INDICE CODICI**
CODE INDEX

FGEN01	42	GBIGIB1	53	GBRTB1	210	GES422	420	GES770	356
FLON01	46	GBIGIB2	53	GBRTN1	210	GES450	406	GES771	356
FLOO01	46	GBIGIB3	53	GES012	424	GES450C	406	GES830	382
FMON01	44	GBIGIN1	53	GES013	424	GES451	406	GES831	382
FMON02	44	GBIGIN2	53	GES022	424	GES451C	406	GES832	383
FMOO01	44	GBIGIN3	53	GES023	424	GES452	406	GES833	383
FMOO02	44	GBIGL1	25	GES140	368	GES452C	406	GES840C	454
FNAN01	43	GBIGR1	25	GES141	368	GES460	403	GES840N	454
FNAN02	47	GBIGSB1	51	GES142	368	GES461	403	GES841C	454
FNAO01	43	GBIGSB2	51	GES143	368	GES480	416	GES841N	454
FNAO02	47	GBIGSN1	51	GES150	447	GES481	416	GES842C	454
FNAR01	43	GBIGSN2	51	GES170	364	GES482	374	GES842N	454
FNAR02	47	GBIN01	68	GES171	364	GES483	416	GES843C	454
GAETA TR R1	25 55	GBIN02	68	GES172	364	GES490	416	GES843N	454
GAETA TR R2	25 55	GBIN10	50	GES173	364	GES491	416	GES844C	454
GAVPB1	228	GBIN11	50	GES220C	460	GES492	374	GES844N	454
GAVTB1	228	GBIN12	50	GES221C	460	GES493	416	GES860C	344
GBIC01	69	GBIN13	50	GES260	461	GES511	418	GES860N	344
GBIC02	69	GBIN20	52	GES261	461	GES512	418	GES861C	344
GBIC03	70	GBIN21	52	GES270	462	GES521	418	GES861N	344
GBIC04	70	GBIN30	24	GES271	462	GES522	418	GES862C	344
GBIC05	70	GBIS01	71	GES272	463	GES580N	456	GES862N	344
GBIC06	70	GBIS02	71	GES290	388	GES581N	456	GES863C	344
GBIC07	70	GBIS03	71	GES291	388	GES600	422	GES863N	344
GBIC08	70	GBIS04	71	GES292	388	GES601	422	GES864C	344
GBIC09	71	GBIS05	51	GES293	388	GES610	422	GES864N	344
GBIC10	71	GBISC1	25	GES300	389	GES611	422	GES865C	344
GBIC11	54	GBIST01	51	GES301	389	GES620	422	GES865N	344
GBIC12	54	GBIT01	69	GES302	389	GES621	422	GES866C	344
GBIC13	54	GBIT02	69	GES303	389	GES710	414	GES866N	344
GBIC14	54	GBIT03	69	GES310	369	GES711	414	GES867C	344
GBIC15	54	GBIT04	69	GES311	369	GES712	414	GES867N	344
GBIC16	54	GBIT05	69	GES312	369	GES713	372	GES870C	342
GBIC17	70	GBIT06	69	GES313	369	GES720	414	GES870N	342
GBIC18	70	GBITR1	55	GES350	446	GES721	414	GES871C	342
GBIC19	71	GBITR2	55	GES351	446	GES722	414	GES871N	342
GBIC20	71	GBITR3	55	GES400	375	GES723	372	GES872C	342
GBIC21	69	GBITR4	55	GES401	420	GES730	414	GES872N	342
GBIC22	69	GBITR5	25	GES402	420	GES731	414	GES873C	342
GBICOV	24	GBITR6	55	GES410	375	GES732	414	GES873N	342
GBIG01	53	GBRPB2	210	GES411	420	GES733	372	GES874C	342
GBIGA1	25	GBRPB3	210	GES412	420	GES740	453	GES874N	342
GBIGA2	25	GBRPN2	210	GES420	375	GES741	453	GES875C	342
		GBRPN3	210	GES421	420	GES742	453	GES875N	342

GES876C	342	GES970	354	GES1042	367	GES1162	402	GES2080	336
GES876N	342	GES970C	354	GES1050	366	GES1170C	442	GES2081	336
GES877C	342	GES971	354	GES1051	366	GES1170N	442	GES2082	336
GES877N	342	GES971C	354	GES1052	366	GES1171C	442	GES2083	336
GES880C	348	GES972	354	GES1060	362	GES1171N	442	GES2084	336
GES880N	348	GES972C	354	GES1061	362	GES1172C	442	GES2085	336
GES881C	348	GES980	441	GES1062	362	GES1172N	442	GES2090	332
GES881N	348	GES980C	441	GES1063	362	GES1190C	436	GES2091	332
GES882C	348	GES981	441	GES1064	363	GES1190N	436	GES2092	332
GES882N	348	GES981C	441	GES1065	363	GES1191C	436	GES2100	330
GES883C	348	GES982	441	GES1066	363	GES1191N	436	GES2101	330
GES883N	348	GES982C	441	GES1067	363	GES1192C	436	GES2102	330
GES884C	348	GES983	440	GES1070	385	GES1192N	436	GES2110C	428
GES884N	348	GES984	440	GES1071	385	GES2000C	438	GES2110N	428
GES885C	348	GES985	440	GES1072	385	GES2000N	438	GES2111C	428
GES885N	348	GES1000	386	GES1073	384	GES2001C	438	GES2111N	428
GES900	358	GES1001	386	GES1074	384	GES2001N	438	GES2112C	428
GES901	358	GES1002	386	GES1075	384	GES2002C	438	GES2112N	428
GES902	358	GES1003	376	GES1090C	338	GES2002N	438	GES2120C	430
GES903	359	GES1004	376	GES1090N	338	GES2010	414	GES2120N	430
GES904	359	GES1005	376	GES1091C	338	GES2011	414	GES2121C	430
GES905	359	GES1006	377	GES1091N	338	GES2012	414	GES2121N	430
GES910	360	GES1007	377	GES1092C	338	GES2013	372	GES2122C	430
GES911	360	GES1008	377	GES1092N	338	GES2020	370	GES2122N	430
GES912	360	GES1010	387	GES1100	339	GES2021	412	GES2130	432
GES913	361	GES1011	387	GES1101	339	GES2022	412	GES2131	432
GES914	361	GES1012	387	GES1102	339	GES2023	412	GES2132	432
GES915	361	GES1013	378	GES1110	408	GES2030	370	GES2140	434
GES930	404	GES1014	378	GES1111	408	GES2031	412	GES2141	434
GES932	404	GES1015	378	GES1112	410	GES2032	412	GES2142	434
GES950	405	GES1016	379	GES1113	410	GES2033	412	GES2150C	323
GES952	405	GES1017	379	GES1120	408	GES2040	444	GES2150N	323
GES960	350	GES1018	379	GES1121	408	GES2041	444	GES2160C	322
GES960C	350	GES1020	346	GES1122	410	GES2050	444	GES2160N	322
GES961	350	GES1021	346	GES1123	410	GES2051	444	GES2170C	324
GES961C	350	GES1022	346	GES1130	450	GES2060C	76	GES2170N	324
GES962	350	GES1023	346	GES1131	450	GES2060N	76	GES2171C	324
GES962C	350	GES1024	346	GES1140	452	GES2061C	76	GES2171N	324
GES963	350	GES1025	346	GES1141	452	GES2070	334	GFA040	139
GES963C	350	GES1030	355	GES1150	340	GES2071	334	GFA041	139
GES964	350	GES1031	355	GES1151	402	GES2072	334	GFA042	139
GES964C	350	GES1032	355	GES1152	402	GES2073	334	GFA050	137
GES965	350	GES1040	367	GES1160	340	GES2074	334	GFA051	137
GES965C	350	GES1041	367	GES1161	402	GES2075	334	GFA052	137

GFA090	138	GFA373	140	GFA760N	194	GFA971C	60	GFA1092C	83
GFA091	138	GFA374	141	GFA761C	194	GFA971N	60	GFA1092N	83
GFA092	138	GFA375	141	GFA761N	194	GFA972C	62	GFA1093C	83
GFA130	136	GFA376	141	GFA762C	194	GFA972N	62	GFA1093N	83
GFA131	136	GFA377	141	GFA762N	194	GFA980C	60	GFA1100C	86
GFA132	136	GFA441	108	GFA763C	195	GFA980N	60	GFA1100N	86
GFA160	128	GFA442	108	GFA763N	195	GFA981C	60	GFA1101C	86
GFA161	128	GFA590	150	GFA764C	195	GFA981N	60	GFA1101N	86
GFA162	129	GFA591	150	GFA764N	195	GFA982C	62	GFA1110C	87
GFA163	129	GFA592	152	GFA765C	195	GFA982N	62	GFA1110N	87
GFA170	130	GFA593	153	GFA765N	195	GFA990C	64	GFA1111C	87
GFA171	130	GFA594	153	GFA770C	91	GFA990N	64	GFA1111N	87
GFA180	131	GFA595	152	GFA770N	91	GFA991C	64	GFA1112C	87
GFA181	131	GFA611	154	GFA771C	91	GFA991N	64	GFA1112N	87
GFA190	142	GFA620	144	GFA771N	91	GFA1000C	98	GFA1120C	94
GFA191	142	GFA621	144	GFA850C	90	GFA1001C	98	GFA1120N	94
GFA220	135	GFA622	144	GFA850N	90	GFA1010C	99	GFA1121C	94
GFA221	135	GFA623	145	GFA851C	90	GFA1011C	99	GFA1121N	94
GFA222	135	GFA624	145	GFA851N	90	GFA1020C	99	GFA1122C	94
GFA230	132	GFA625	145	GFA880C	89	GFA1021C	99	GFA1123C	94
GFA231	132	GFA630	147	GFA880N	89	GFA1030C	100	GFA1130C	96
GFA240	133	GFA631	147	GFA890C	89	GFA1030N	100	GFA1130N	96
GFA241	133	GFA632	147	GFA890N	89	GFA1031C	100	GFA1131C	96
GFA301	106	GFA633	146	GFA900C	88	GFA1031N	100	GFA1131N	96
GFA302	106	GFA634	146	GFA900N	88	GFA1040C	102	GFA1132C	96
GFA303	106	GFA635	146	GFA901C	88	GFA1041C	102	GFA1140C	184
GFA304	106	GFA640	149	GFA901N	88	GFA1042C	102	GFA1140N	184
GFA310	134	GFA641	149	GFA902C	88	GFA1050C	104	GFA1141C	184
GFA311	134	GFA642	149	GFA902N	88	GFA1050N	104	GFA1141N	184
GFA312	134	GFA643	148	GFA903C	88	GFA1051C	104	GFA1150	120
GFA313	134	GFA644	148	GFA903N	88	GFA1051N	104	GFA1151	120
GFA320	143	GFA645	148	GFA910C	110	GFA1060	66	GFA1160	122
GFA321	143	GFA750C	112	GFA910N	110	GFA1061	66	GFA1161	122
GFA322	143	GFA750N	112	GFA911C	110	GFA1062	66	GFA1170	123
GFA331	205	GFA751C	112	GFA911N	110	GFA1070	182	GFA1171	123
GFA332	205	GFA751N	112	GFA950C	92	GFA1071	182	GFA1180	124
GFA351	204	GFA752C	112	GFA950N	92	GFA1072	182	GFA1181	124
GFA352	204	GFA752N	112	GFA951C	92	GFA1080C	82	GFA1190	125
GFA361	107	GFA753C	113	GFA951N	92	GFA1080N	82	GFA1191	125
GFA362	107	GFA753N	113	GFA960C	92	GFA1081C	82	GFA1200	121
GFA363	107	GFA754C	113	GFA960N	92	GFA1081N	82	GFA1201	121
GFA364	107	GFA754N	113	GFA961C	92	GFA1090C	83	GFA1210	126
GFA370	140	GFA755C	113	GFA961N	92	GFA1090N	83	GFA1211	126
GFA371	140	GFA755N	113	GFA970C	60	GFA1091C	83	GFA1220	202
GFA372	140	GFA760C	194	GFA970N	60	GFA1091N	83	GFA1221	202

GFA1230	203	GFA1341	39	GFA1451C	168	GFA1503	180	GLA236	472
GFA1231	203	GFA1350	39	GFA1451H	168	GFA1510	40	GLA236C	472
GFA1240C	58	GFA1350CD	38	GFA1452C	168	GFA1511	40	GLA236N	472
GFA1240N	58	GFA1350HD	38	GFA1452H	168	GFA1511CD	40	GLA238C	472
GFA1241C	58	GFA1350ND	38	GFA1453C	168	GFA1511HD	40	GLA238N	472
GFA1241N	58	GFA1351	39	GFA1453H	168	GFA1511ND	40	GLA239	472
GFA1250C	58	GFA1351CD	38	GFA1454C	170	GFA1520	20	GLA239C	472
GFA1250N	58	GFA1351HD	38	GFA1454H	170	GFA1521	20	GLA239N	472
GFA1251C	58	GFA1351ND	38	GFA1455C	170	GFA1530	22	GLA240	473
GFA1251N	58	GFA1360	48	GFA1455H	170	GFA1531	22	GLA240C	473
GFA1260	31	GFA1361	48	GFA1460C	172	GFA1540	16	GLA240N	473
GFA1261	31	GFA1370	48	GFA1460H	172	GFA1541	16	GLA241C	475
GFA1262	31	GFA1371	48	GFA1461C	172	GFA1550	18	GLA241N	475
GFA1270	31	GFA1380	114	GFA1461H	172	GFA1560	19	GLA242C	475
GFA1270CD	30	GFA1381	114	GFA1462C	172	GFA1570	158	GLA242N	475
GFA1270HD	30	GFA1390	116	GFA1462H	172	GFA1580	158	GLA243C	475
GFA1270ND	30	GFA1391	116	GFA1463C	172	GFIB03	398	GLA243N	475
GFA1271	31	GFA1392	118	GFA1463H	172	GFIB04	398	GLA244C	475
GFA1271CD	30	GFA1393	118	GFA1470C	174	GFIN03	398	GLA244N	475
GFA1271HD	30	GFA1394	196	GFA1470H	174	GFIN04	398	GLA245C	473
GFA1271ND	30	GFA1395	196	GFA1471C	174	GKI300	192	GLA245N	473
GFA1272	31	GFA1396	198	GFA1471H	174	GKI302	192	GLA246C	473
GFA1280	33	GFA1397	198	GFA1472C	174	GKI310	193	GLA246N	473
GFA1281	33	GFA1398	200	GFA1472H	174	GKI312	193	GLA254C	467
GFA1282	33	GFA1399	200	GFA1473C	174	GLA091C	474	GLA254V	467
GFA1290	33	GFA1400	80	GFA1473H	174	GLA091N	474	GLA255B	468
GFA1290CD	32	GFA1410C	74	GFA1474C	176	GLA108C	474	GLA255C	468
GFA1290HD	32	GFA1410N	74	GFA1474H	176	GLA184C	476	GLA255N	468
GFA1290ND	32	GFA1411C	74	GFA1475C	176	GLA184N	476	GLA255V	468
GFA1291	33	GFA1412C	74	GFA1475H	176	GLA185C	476	GLA256B	468
GFA1291CD	32	GFA1412N	74	GFA1476C	176	GLA185H	476	GLA256C	468
GFA1291HD	32	GFA1413C	74	GFA1476H	176	GLA185N	476	GLA256N	468
GFA1291ND	32	GFA1414C	74	GFA1477C	176	GLA186C	476	GLA256V	468
GFA1292	33	GFA1414N	74	GFA1477H	176	GLA186N	476	GLA260B	467
GFA1300	34	GFA1415C	74	GFA1480C	78	GLA230	473	GLA260C	467
GFA1301	34	GFA1420	160	GFA1480H	78	GLA230C	473	GLA260N	467
GFA1302	34	GFA1421	160	GFA1481C	78	GLA230N	473	GLA270B	471
GFA1310	34	GFA1422	160	GFA1481H	78	GLA231	473	GLA270C	471
GFA1311	34	GFA1423	160	GFA1482C	78	GLA231C	473	GLA270N	471
GFA1312	34	GFA1430C	164	GFA1482H	78	GLA231N	473	GLA280C	471
GFA1320	36	GFA1431C	164	GFA1483C	78	GLA232	473	GLA280N	471
GFA1321	36	GFA1432C	164	GFA1483H	78	GLA232C	473	GLA290B	471
GFA1330	36	GFA1433C	164	GFA1500	180	GLA232N	473	GLA290C	471
GFA1331	36	GFA1450C	168	GFA1501	180	GLA234C	472	GLA290N	471
GFA1340	39	GFA1450H	168	GFA1502	180	GLA234N	472	GLA300A	469

GLA300G	469	GLS042	395	GPL311N	190	GST140N	290	GST185R	295
GLA300O	469	GLS050	392	GPL312C	190	GST141C	286	GST190C	310
GLA300R	469	GLS051	392	GPL312N	190	GST141N	286	GST190N	310
GLA301A	469	GLS052	392	GPL320	167	GST143C	287	GST200C	298
GLA301G	469	GLS053	392	GPL321	167	GST143N	287	GST201C	298
GLA301O	469	GLS054	392	GPL322	167	GST144C	289	GST202C	298
GLA301R	469	GLS055	392	GPL323	167	GST144N	289	GST210C	306
GLA302A	470	GLSAD1	392	GPL324	167	GST150C	288	GST210N	306
GLA302G	470		395	GPL325	167	GST150H	288	GST220C	320
GLA302O	470	GLSAD2	392	GPL326	167	GST150N	288	GST220N	320
GLA302R	470		395	GPL327	167	GST151C	289	GST221C	320
GLA310C	474	GOTPB1	250	GPL328	167	GST151H	289	GST221N	320
GLA310N	474	GOTTB1	250	GPL329	167	GST151N	289	GST222C	320
GLA320C	472	GPL240C	185	GPL329	167	GST154C	293	GST222N	320
GLA320N	472	GPL240N	185	GPL330C	178	GST154N	293	GSTA01	315
GLA321C	472	GPL241C	185	GPL330H	178	GST160C	286	GSTA02	315
GLA321N	472	GPL241N	185	GPL331C	178	GST160N	286	GSTA03	315
GLA330C	474	GPL242C	185	GPL331H	178	GST161C	289	GSTC05	315
GLA330N	474	GPL242N	185	GPL332C	178	GST161N	289	GSTC06	315
GLA340C	474	GPL243C	185	GPL332H	178	GST162C	290	GSTC08	315
GLA340N	474	GPL243N	185	GPL333C	178	GST162N	290	GSTC09	315
GLA350C	475	GPL250	352	GPL333H	178	GST163C	291	GSTC10	315
GLA350N	475	GPL251	352	GPL334C	178	GST163H	291	GSTC17	314
GLA360C	476	GPL252	353	GPL334H	178	GST163N	291	GSTC18	314
GLA360N	476	GPL253	353	GPL335C	178	GST164R	294	GSTC20	311
GLA361C	476	GPL260C	186	GPL335H	178	GST165R	294	GSTC21	311
GLA361N	476	GPL260N	186	GPRPB1	252	GST166C	292	GSTC22	300
GLA370B	466	GPL261C	186	GPRTB1	252	GST166N	292	GSTC23	300
GLA370C	466	GPL261N	186	GRAPB1	212	GST170C	288	GSTC24	307
GLA370N	466	GPL262C	186	GRAPN1	212	GST170N	288	GSTC25	327
GLA370V	466	GPL262N	186	GRATB1	212	GST171C	290	GSTC26	327
GLA380B	466	GPL270C	186	GRATN1	212	GST171N	290	GSTC27	327
GLA380C	466	GPL270N	186	GRI015	64	GST172C	291	GSTC28	327
GLA380N	466	GPL271C	186	GRI060	64	GST172N	291	GSTKP1	300
GLA380V	466	GPL271N	186	GROPB1	248	GST173C	291	GSTKP2	300
GLA390B	467	GPL272C	186	GROTB1	248	GST173N	291	GSTKP3	300
GLA390C	467	GPL272N	186	GST061R	294	GST180C	292	GSTKS1	300
GLA390N	467	GPL300C	188	GST062R	294	GST180N	292	GSTKS2	300
GLA390V	467	GPL300N	188	GST063R	295	GST181C	292	GSTKS3	300
GLA480V	467	GPL301C	188	GST110C	287	GST181N	292	GSTKS4	300
GLS030	395	GPL301N	188	GST110N	287	GST182C	293	GSTKS5	300
GLS031	395	GPL302C	188	GST120C	287	GST182N	293	GSTKP1	315
GLS032	395	GPL302N	188	GST120N	287	GST183C	293	GSTKP2	300
GLS040	395	GPL310C	190	GST130C	288	GST183N	293	GSTKP3	300
GLS041	395	GPL310N	190	GST130N	288	GST184R	295	GSTKS1	300
		GPL311C	190	GST140C	290			GSTKS2	300
								GSTKS3	300
								GSTKS4	300
								GSTKS5	300
								GSTKS6	300
								GSTP01	315
								GSTP04	311
								GSTP05	311

GSTP06	311	GSTT16	313	PBLPN2	217	PGILGP	242	PLUTCN	231
GSTP07	311	GSTT18	313	PBLTB1	217		223	PLUTCO	231
GSTP21	278	GSTT30	312	PBLTB2	217	PGILP1	242	PLUTDB	231
GSTP22	278	GSTT31	312	PBLTN1	217		256	PLUTDN	231
GSTP41	281	GSTT32	312	PBLTN2	217	PGIPG1	257	PLUTDO	231
GSTP61	276	GSTT33	312	PBUPB1	219	PGIPGP	242	PMALA1	268
GSTP72	276	GSTT34	312	PBUPB2	219		223	PMALA2	268
GSTP82	281	GSTT35	312	PBUPN1	219	PGIPP1	242	PMAPA1	266
GSTP101	277	GSTT36	312	PBUPN2	219		256	PMAPA2	266
GSTP103	277	GSTT37	312	PBUPO1	219	PKICSB	222	PMATA1	268
GSTP121	281	GSTT38	312	PBUPO2	219	PKICSN	222	PMATA2	268
GSTP123	281	GSTT40	312	PBUTB1	219	PKICSO	222	PMATA2	268
GSTP131	276	GSTT41	312	PBUTB2	219	PKISB1	222	PMAXA1	268
GSTP133	276	GSTT42	312	PBUTN1	219	PKISDB	222	PMAXA2	268
GSTP140	280	GSTT44	313	PBUTN2	219	PKISDN	222	PRIACFB	240
GSTP150	280	GSTT45	313	PBUTO1	219	PKISDO	222	PRIACFN	240
GSTP170	279	GSTT46	313	PBUTO2	219	PKISN1	222	PRIPB2	220
GSTP180	275	GSTT47	312	PCALA1	264	PKISNDB	222	PRIPN2	220
GSTP181	275	GSTT48	312	PCALA2	264	PKISNDN	222	PRITAFB	240
GSTP190	301	GSTT49	313	PCALA3	264	PKISNDO	222	PRITAFN	240
GSTP191	301	GSTT50	313	PCAPA1	263	PKISO1	222	PRITB2	220
GSTP200	307	GSTT51	313	PCAPA2	263	PLIKG1	257	PRITN2	220
GSTP210	307	GSTT55	226	PCAPA3	263	PLIKM1	257	PSFP01	223
GSTP220	326	GSTT56	226	PCATA1	264	PLIPRBG	255		
GSTP221	326	GSTTE2	314	PCATA2	264	PLIPRBP	255		
GSTP222	326	GSTTE4	314	PCATA3	264	PLIPRNG	255		
GSTP230	274	GSTTE5	314	PCAXA1	264	PLIPRNP	255		
GSTP231	274	GSTTE6	314	PCAXA2	264	PLITRBG	255		
GSTPT1	301	GTIPB2	238	PCAXA3	264	PLITRBP	255		
GSTPT2	301	GTIPB3	238			PLITRNG	255		
GSTPT3	301	GTIPN2	238	PCO01	223	PLITRNP	255		
GSTPT4	301	GTIPN3	238		242	PLUKIA	232		
GSTPT5	301	GTITB1	238		257	PLUKIL	232		
GSTPT6	301	GTITN1	238		264	PLUPBC	231		
GSTPT7	307	PBAPB1	215	PCO02	223	PLUPBC3	231		
GSTPT8	307	PBAPB2	215		257	PLUPBD	231		
GSTPT9	307	PBAPN1	215	PCO03	264	PLUPBD3	231		
GSTPT10	327	PBAPN2	215	PCO04	264	PLUPNC	231		
GSTSC1	327	PBATB1	215	PCO05	280	PLUPNC3	231		
GSTSC2	327	PBATB2	215	PCO06	268	PLUPND	231		
GSTSC3	327	PBATN1	215	PCO07	268	PLUPND3	231		
	307	PBATN2	215	PGIAG1	257	PLUPOC	231		
GSTSI1	311	PBLPB1	217	PGIAGP	242	PLUPOC3	231		
	327	PBLPB2	217		223	PLUPOD	231		
GSTT15	313	PBLPN1	217	PGIAP1	242	PLUPOD3	231		
					256	PLUTCB	231		
				PGILG1	257				

CONDIZIONI DI VENDITA

Le descrizioni e le illustrazioni dei prodotti devono intendersi a titolo indicativo.

Pertanto la GEA LUCE si riserva il diritto di fare tutte le modifiche per migliorare il prodotto senza obbligo di preavviso.

Non verranno accettati ritorni di merce se non espressamente autorizzati.

Porto Franco euro 150,00 (netti).

Saranno addebitati euro 10,00 come contributo per spese di trasporto per ordini inferiori a euro 150,00 (netti).

Non verrà addebitato nessun costo aggiuntivo per il contributo RAEE sostenuto dall'azienda.

Per ogni controversia è competente il Foro di Foggia.

GENERAL SALES CONDITION

Strict accuracy of descriptions and illustrations of the products cannot be guaranteed.

There fore due to its policy of product improvement, GEA LUCE reserves the right to make any changes without notice.

No goods may be returned without previous GEA LUCE's written permission.

All goods supplied ex factory. The RAEE costs will be hold from our company.

All legal actions to take place under the jurisdiction of the Foggia Authorities.



GEA LUCE s.r.l.
Via Teodoro Tardio
71016 - San Severo (FG)

T +39 0882 37.49.54
F +39 0882 33.61.61

Amministrazione: amministrazione@gealuce.com
Commerciale Italia: info@gealuce.com
Commerciale estero: estero@gealuce.com
Assistenza tecnica: assistenza@gealuce.com

www.gealuce.com



© GEA LUCE s.r.l.



































Project
CREATIVEAREA.STUDIO

Photo / Photo editing
AsolanaGroup
Archivio Gea Luce
Quasar

Print
AsolanaGroup

Printed in Italy
July 2024

LEGENDA

	Montaggio a soffitto Ceiling mounting		Classe I Class I		Dimensioni Size
	Montaggio a parete Wall mounting		Classe II Class II		Peso Weight
	Montaggio a parete e soffitto Wall and ceiling mounting		Classe III Class III		Bobina Reel
	Binario a parete, soffitto Wall, ceiling mounting track		Fascio luminoso Beam 100°		Ore di funzionamento Hours of life
	Montaggio a sospensione Suspension mounting		Fascio luminoso orientabile Adjustable light beam 30°		Dimmerabile Dimmable
	Montaggio a pavimento Floor mounting		Fascio luminoso regolabile Adjustable light beam		Non dimmerabile Not dimmable
	Paletti Bollard		Illuminazione monoemissione Single light emission		Cicli di accensione Ignition cycles
	Lampada da tavolo Table lamp		Illuminazione biemissione Double light emission		Doppia accensione Dual switching
	Incasso a soffitto Ceiling recessed		Illuminazione RGB RGB lighting		Luce istantanea Instant light
	Incasso a parete e soffitto Wall and ceiling recessed				Cablaggio con alimentatore elettronico dimmerabile, regolazione tramite pulsante Dimmable wiring regulation by traditional switch-dim
	Incasso a pavimento Floor recessed				Cablaggio con alimentatore elettronico dimmerabile digitale con interfaccia DALI Dimmable wiring by DALI interface
	Incasso a parete Wall recessed				Grado di protezione IP: efficacia di tenuta di contenitori degli apparecchi contro l'intrusione nel dispositivo di corpi estranei di tipo solido e liquido
	Armature stradali Street light				IP index of protection: effective seal for containers of electrical equipment against intrusion of liquids and solids

Courtesy location

Villa Bighi, Copparo di Ferrara

Courtesy artistic works

Dante Bighi 1926-1994

Enrico Pambianchi 2017

Photo unsplash.com:

Photo editing

Quasarfoto.com

Jean Philippe Delberghe p. 214

Kirill p. 269

Charles Deluvio p. 216

Random Sky p. 262

Mahdis Mousavi p. 218

Darshan Patel p. 221

Maros Fecik p. 254

Jorgen Haland p. 241

